

Thank you for taking the time to participate in this online survey research project. All of your responses to questions will be completely confidential and anonymous. Your specific information will not be shared with anyone, and we will not try to sell you anything.

Q1. Are you currently registered to vote?

Yes 97%
No -
Not sure 3

P1. When it comes to politics, do you generally think of yourself as a strong Democrat, not very strong Democrat, strong Republican, not very strong Republican, an independent, or some other political party? [IF INDEPENDENT/OTHER] Do you think of yourself as closer to the Democratic Party or the Republican Party?

Strong Democrat 29%
Weak Democrat 13
Independent / Closer to the Democrats 7
Independent 11
Independent / Closer to the Republicans 5
Weak Republican 12
Strong Republican 24

DEMOCRAT (NET) 42%
INDEPENDENT (NET) 23
REPUBLICAN (NET) 35

DEMOCRAT W/ LEANERS (NET) 49%
REPUBLICAN W/LEANERS (NET) 41

Switching gears...

Q2. Generally speaking, would you say the country today is...

	<u>June-8</u>	<u>June-1</u>	<u>May-25</u>	<u>Mar-23</u>	Latest Data by Party			Latest Data by Race		
					Dem	Ind	Rep	Afr Am	Hisp	White
Headed in the right direction	22%	28%	31%	34%	7%	9%	43%	11%	19%	24%
Off on the wrong track	68	66	61	57	88	76	43	80	74	66
Not sure	10	6	8	9	5	15	15	9	8	10

N1. Do you approve or disapprove of the way Donald Trump is handling his job as president?

	<u>June-8</u>	<u>June-1</u>	<u>May-25</u>	<u>Mar-23</u>	Latest Data by Party			Latest Data by Race		
					Dem	Ind	Rep	Afr Am	Hisp	White
Strongly approve	23%	25%	23%	29%	3%	10%	51%	4%	17%	28%
Somewhat approve	19	18	18	19	5	23	35	10	10	22
Somewhat disapprove	9	9	11	8	8	22	6	11	9	8
Strongly disapprove	47	46	45	41	83	41	7	73	61	42
Not sure	1	3	3	3	1	4	1	2	3	1
APPROVE (NET)	43%	42	41	47	8	33	86	15	27	50
DISAPPROVE (NET)	56	55	57	49	91	63	13	83	69	50

N2. Do you approve or disapprove of the way Donald Trump is handling the economy?

	<u>June-8</u>	<u>June-1</u>	<u>May-25</u>	<u>Mar-23</u>	<u>Latest Data by Party</u>			<u>Latest Data by Race</u>		
					<u>Dem</u>	<u>Ind</u>	<u>Rep</u>	<u>Afr Am</u>	<u>Hisp</u>	<u>White</u>
Strongly approve	29%	29%	27%	31%	3%	15%	64%	5%	18%	35%
Somewhat approve	21	17	19	21	12	30	28	12	17	22
Somewhat disapprove	10	11	13	14	15	15	3	18	12	9
Strongly disapprove	37	40	37	29	66	33	4	62	47	32
Not sure	3	3	3	4	4	6	1	3	6	2
APPROVE (NET).....	50%	46	47	53	15	45	92	17	35	57
DISAPPROVE (NET)	48	51	50	43	81	48	7	80	59	41

Q3. Do you approve or disapprove of the way that Donald Trump is handling the coronavirus pandemic?

	<u>June-8</u>	<u>June-1</u>	<u>May-25</u>	<u>Mar-23</u>	<u>Latest Data by Party</u>			<u>Latest Data by Race</u>		
					<u>Dem</u>	<u>Ind</u>	<u>Rep</u>	<u>Afr Am</u>	<u>Hisp</u>	<u>White</u>
Strongly approve	23%	22%	23%	30%	2%	14%	51%	6%	11%	28%
Somewhat approve	18	20	19	22	7	20	31	11	14	20
Somewhat disapprove	10	10	12	11	10	16	8	11	12	9
Strongly disapprove	46	47	43	31	79	43	8	69	59	41
Not sure	3	1	3	6	2	7	3	3	4	2
APPROVE (NET).....	41%	42	41	52	9	34	82	17	25	48
DISAPPROVE (NET)	56	57	55	42	89	59	15	80	71	50

Q4. Do you approve or disapprove of the way that Donald Trump is handling the issue of health care?

	<u>June-8</u>	<u>June-1</u>	<u>May-25</u>	<u>Mar-23</u>	<u>Latest Data by Party</u>			<u>Latest Data by Race</u>		
					<u>Dem</u>	<u>Ind</u>	<u>Rep</u>	<u>Afr Am</u>	<u>Hisp</u>	<u>White</u>
Strongly approve	20%	22%	20%	24%	3%	10%	44%	6%	14%	23%
Somewhat approve	20	19	18	22	5	22	37	7	11	23
Somewhat disapprove	10	10	12	11	11	15	7	12	16	9
Strongly disapprove	43	45	43	36	77	42	4	69	53	38
Not sure	7	4	8	7	4	11	8	7	6	7
APPROVE (NET).....	40%	41	38	46	8	31	80	12	24	47
DISAPPROVE (NET)	53	55	54	48	88	57	11	81	70	47

Q4.2. Do you approve or disapprove of the way Donald Trump is responding to the protests that have taken place after the death of George Floyd?

	<u>June-8</u>	<u>Latest Data by Party</u>			<u>Latest Data by Race</u>		
		<u>Dem</u>	<u>Ind</u>	<u>Rep</u>	<u>Afr Am</u>	<u>Hisp</u>	<u>White</u>
Strongly approve	17%	2%	11%	36%	5%	16%	19%
Somewhat approve	16	3	12	32	5	6	19
Somewhat disapprove	9	8	12	10	7	9	10
Strongly disapprove	50	82	50	10	76	64	43
Not sure	8	4	15	11	7	5	9
APPROVE (NET).....	33%	6	23	68	10	23	38
DISAPPROVE (NET)	59	90	62	21	83	72	53

Q4_1. Do you approve or disapprove of the way that [GOVERNOR] [NAME] is handling the coronavirus pandemic?

				Latest Data by Party			Latest Data by Race		
	<u>June-8</u>	<u>June-1</u>	<u>May-25</u>	<u>Dem</u>	<u>Ind</u>	<u>Rep</u>	<u>Afr Am</u>	<u>Hisp</u>	<u>White</u>
Strongly approve	29%	32%	34%	34%	16%	26%	35%	24%	29%
Somewhat approve	34	30	30	34	37	34	32	31	34
Somewhat disapprove.....	14	16	15	14	17	14	10	16	14
Strongly disapprove.....	17	17	16	13	20	21	15	21	17
Not sure	6	6	6	6	11	5	8	8	5
APPROVE (NET).....	63%	62	63	67	53	60	67	55	63
DISAPPROVE (NET)	31	32	31	27	37	35	25	37	31

B1. You will now see the names of some people and things. Please indicate how favorable or unfavorable you are to each one.

	FAV		UNFAV		DK		NH		NET		
	<u>Very</u>	<u>Some</u>	<u>Some</u>	<u>Very</u>					<u>FAV</u>	<u>UNFAV</u>	<u>FAM</u>
• The US military	55%	30	8	4	3	*			85%	12	97
Latest Data by Party Dem	39%	37	14	6	4	-			76%	20	96
Latest Data by Party Ind	51%	31	7	5	5	*			82%	12	95
Latest Data by Party Rep	75%	21	2	1	2	-			96%	2	98
Latest Data by Race Afr Am	36%	40	10	7	6	-			76%	18	94
Latest Data by Race Hisp	45%	38	5	10	2	-			83%	15	98
Latest Data by Race White	60%	26	8	2	3	*			87%	10	97
• The police in your community	44%	30	12	9	5	1			74%	21	94
Latest Data by Party Dem	28%	36	17	12	7	*			64%	28	92
Latest Data by Party Ind	31%	36	14	12	8	-			67%	26	92
Latest Data by Party Rep	67%	21	6	4	1	1			87%	10	98
Latest Data by Race Afr Am	16%	40	17	18	10	*			55%	35	90
Latest Data by Race Hisp	36%	35	16	11	3	-			71%	26	97
Latest Data by Race White	50%	27	10	7	4	1			78%	18	95
• Barack Obama	42%	19	11	27	1	*			60%	39	99
June-1 2020	41%	17	11	28	1	1			59%	39	98
May-25 2020	43%	17	9	29	2	*			60%	38	98
Latest Data by Party Dem	74%	20	3	3	*	*			94%	5	100
Latest Data by Party Ind	25%	35	14	22	3	1			60%	36	96
Latest Data by Party Rep	7%	13	21	58	1	-			20%	79	99
Latest Data by Race Afr Am	82%	11	3	3	*	-			94%	6	100
Latest Data by Race Hisp	53%	18	6	21	2	-			71%	27	98
Latest Data by Race White	33%	20	13	33	1	*			53%	46	99
• The police	26%	34	23	16	2	*			59%	39	98
Latest Data by Party Dem	10%	30	34	23	3	*			40%	57	97
Latest Data by Party Ind	20%	33	21	21	4	-			54%	42	96
Latest Data by Party Rep	46%	38	10	6	*	-			84%	15	100
Latest Data by Race Afr Am	7%	21	31	37	4	*			28%	68	96
Latest Data by Race Hisp	22%	32	25	21	1	-			53%	46	99
Latest Data by Race White	30%	36	22	11	1	*			66%	33	99
• The Black Lives Matter Movement	36%	23	15	19	7	*			59%	34	93
Latest Data by Party Dem	60%	25	7	3	5	*			85%	10	95
Latest Data by Party Ind	25%	26	15	19	14	1			52%	34	86
Latest Data by Party Rep	11%	19	24	37	9	-			30%	61	91
Latest Data by Race Afr Am	74%	17	2	3	4	-			91%	5	96
Latest Data by Race Hisp	45%	24	11	14	6	*			69%	25	94
Latest Data by Race White	29%	23	18	22	8	*			53%	39	92

B1. You will now see the names of some people and things. Please indicate how favorable or unfavorable you are to each one.

	FAV		UNFAV		DK	NH	NET		
	Very	Some	Some	Very			FAV	UNFAV	FAM
• The Democratic Party	21%	27	15	34	3	*	48%	48	97
<i>June-1 2020</i>	22%	28	13	32	3	*	51%	46	97
<i>May-25 2020</i>	25%	26	12	33	4	*	51%	45	96
<i>March-23 2020</i>	23%	25	13	32	6	1	48%	45	93
<i>November 2019</i>	21%	26	16	31	5	1	46%	48	94
<i>June 2019</i>	20%	27	16	33	4	1	47%	49	95
Latest Data by Party Dem	41%	46	8	3	1	*	88%	11	99
Latest Data by Party Ind	3%	22	25	33	16	1	25%	58	83
Latest Data by Party Rep	2%	6	19	71	2	*	7%	90	98
Latest Data by Race Afr Am	46%	37	9	4	4	*	83%	13	96
Latest Data by Race Hisp	29%	32	11	21	6	*	62%	33	94
Latest Data by Race White	17%	24	16	41	3	*	41%	57	97
• Donald Trump	25%	19	7	49	1	*	43%	56	99
<i>June-1 2020</i>	25%	16	9	48	1	1	41%	57	98
<i>May-25 2020</i>	24%	17	9	48	1	*	42%	57	99
Latest Data by Party Dem	4%	5	6	85	1	*	8%	91	99
Latest Data by Party Ind	11%	21	19	46	2	-	33%	65	98
Latest Data by Party Rep	53%	35	5	7	*	-	88%	12	100
Latest Data by Race Afr Am	4%	10	10	75	1	-	14%	85	99
Latest Data by Race Hisp	15%	11	8	64	2	-	26%	72	98
Latest Data by Race White	29%	22	6	43	*	*	51%	49	100
• The Republican Party	17%	26	18	35	4	*	42%	53	96
<i>June-1 2020</i>	18%	24	17	37	3	*	42%	55	96
<i>May-25 2020</i>	18%	24	19	35	4	*	42%	54	96
<i>March-23 2020</i>	17%	25	16	36	5	1	42%	52	94
<i>November 2019</i>	13%	28	21	32	6	1	40%	53	93
<i>June 2019</i>	11%	25	21	38	4	1	36%	60	95
Latest Data by Party Dem	2%	8	23	64	3	*	10%	87	97
Latest Data by Party Ind	3%	20	29	31	17	1	23%	60	83
Latest Data by Party Rep	38%	49	9	1	3	*	87%	11	97
Latest Data by Race Afr Am	5%	8	20	59	8	*	13%	79	92
Latest Data by Race Hisp	12%	14	21	49	4	*	26%	70	96
Latest Data by Race White	19%	30	17	29	4	*	50%	47	96
• Nancy Pelosi	16%	21	10	42	8	3	37%	52	89
<i>June-1 2020</i>	20%	23	8	42	6	1	44%	50	93
<i>May-25 2020</i>	20%	20	11	41	8	1	40%	52	92
<i>March-23 2020</i>	18%	18	11	42	8	4	36%	53	89
<i>September 2019</i>	13%	22	13	39	10	4	34%	52	87
<i>November 2018</i>	7%	21	14	41	12	4	28%	55	88
Latest Data by Party Dem	31%	38	10	8	10	3	69%	19	88
Latest Data by Party Ind	5%	12	16	45	13	8	17%	61	78
Latest Data by Party Rep	1%	3	8	83	4	2	4%	90	94
Latest Data by Race Afr Am	37%	29	7	7	13	8	65%	14	79
Latest Data by Race Hisp	23%	27	9	29	8	5	50%	38	88
Latest Data by Race White	12%	19	10	51	6	2	31%	61	92

B1. You will now see the names of some people and things. Please indicate how favorable or unfavorable you are to each one.

	FAV		UNFAV		DK	NH	NET		
	Very	Some	Some	Very			FAV	UNFAV	FAM
• James Mattis	11%	15	8	8	23	34	26%	16	43
Latest Data by Party Dem	18%	20	5	3	21	33	38%	8	46
Latest Data by Party Ind	5%	10	6	10	29	41	15%	16	31
Latest Data by Party Rep	5%	11	13	13	25	34	15%	26	42
Latest Data by Race Afr Am	10%	16	5	4	27	38	26%	9	35
Latest Data by Race Hisp	12%	15	9	9	24	31	27%	17	44
Latest Data by Race White	11%	15	9	9	23	33	26%	18	44
• Mitch McConnell	9%	16	11	34	21	10	25%	45	70
June-1 2020	9%	19	11	38	18	6	28%	48	76
May-25 2020	8%	21	13	35	17	7	29%	48	77
March-23 2020	10%	21	13	31	18	8	31%	43	74
September 2019	6%	16	15	35	18	10	22%	50	71
April 2018	2%	16	20	29	22	9	19%	50	65
Latest Data by Party Dem	2%	6	9	56	18	8	9%	65	74
Latest Data by Party Ind	2%	10	13	33	23	19	12%	46	58
Latest Data by Party Rep	18%	29	12	9	23	9	47%	21	68
Latest Data by Race Afr Am	2%	10	10	41	23	14	12%	51	63
Latest Data by Race Hisp	10%	11	9	35	21	14	21%	44	65
Latest Data by Race White	10%	17	11	33	20	8	27%	44	72
• Tom Cotton	7%	5	4	11	21	52	12%	15	27
Latest Data by Party Dem	2%	3	5	18	19	54	5%	23	28
Latest Data by Party Ind	3%	3	5	5	21	63	6%	10	16
Latest Data by Party Rep	15%	7	4	4	24	46	22%	8	30
Latest Data by Race Afr Am	4%	6	4	12	21	53	10%	16	27
Latest Data by Race Hisp	3%	7	7	17	22	44	10%	24	34
Latest Data by Race White	8%	4	4	10	21	52	13%	14	27
• Antifa	3%	6	6	40	22	23	10%	46	55
Latest Data by Party Dem	6%	11	7	22	28	27	16%	29	45
Latest Data by Party Ind	2%	5	6	38	23	26	7%	44	51
Latest Data by Party Rep	1%	1	4	62	14	17	2%	66	69
Latest Data by Race Afr Am	6%	8	4	13	31	39	13%	16	30
Latest Data by Race Hisp	4%	10	10	32	22	23	14%	41	55
Latest Data by Race White	3%	6	5	47	20	19	9%	52	60

B2. Below is a list of issues. Please indicate who you would trust more to handle each one.

	Democrats in Congress	President Trump	DK
• Improving the health care system	50%	36	14
June-1 2020	51%	36	12
May-25 2020	52%	35	13
March-23 2020	46%	37	17
Latest Data by Party Dem	88%	4	8
Latest Data by Party Ind	41%	27	32
Latest Data by Party Rep	8%	76	16
Latest Data by Race Afr Am	77%	8	15
Latest Data by Race Hisp	65%	24	11
Latest Data by Race White	44%	42	14

B2. Below is a list of issues. Please indicate who you would trust more to handle each one.

	<u>Democrats in Congress</u>	<u>President Trump</u>	<u>DK</u>
• Race relations	49%	30	21
	<i>September 2019</i>	34	16
	Latest Data by Party Dem	4	12
	Latest Data by Party Ind	23	38
	Latest Data by Party Rep	63	27
	Latest Data by Race Afr Am	7	19
	Latest Data by Race Hisp	20	17
	Latest Data by Race White	36	22
• Dealing with racism	48%	29	22
	<i>September 2019</i>	30	16
	Latest Data by Party Dem	5	12
	Latest Data by Party Ind	21	38
	Latest Data by Party Rep	61	31
	Latest Data by Race Afr Am	7	21
	Latest Data by Race Hisp	18	18
	Latest Data by Race White	35	23
• Responding to the coronavirus outbreak	48%	40	13
	<i>June-1 2020</i>	39	12
	<i>May-25 2020</i>	38	12
	<i>March-23 2020</i>	45	16
	Latest Data by Party Dem	6	10
	Latest Data by Party Ind	32	30
	Latest Data by Party Rep	82	11
	Latest Data by Race Afr Am	10	15
	Latest Data by Race Hisp	23	14
	Latest Data by Race White	47	11
• Looking out for people who work for a living	47%	43	10
	<i>June-1 2020</i>	42	9
	<i>May-25 2020</i>	40	10
	<i>March-23 2020</i>	41	11
	<i>January 2020</i>	38	10
	Latest Data by Party Dem	6	10
	Latest Data by Party Ind	37	27
	Latest Data by Party Rep	88	6
	Latest Data by Race Afr Am	11	12
	Latest Data by Race Hisp	28	12
	Latest Data by Race White	50	10
• Holding the police accountable	47%	35	18
	Latest Data by Party Dem	5	14
	Latest Data by Party Ind	28	33
	Latest Data by Party Rep	72	19
	Latest Data by Race Afr Am	7	18
	Latest Data by Race Hisp	23	19
	Latest Data by Race White	41	18

B2. Below is a list of issues. Please indicate who you would trust more to handle each one.

	<u>Democrats in Congress</u>	<u>President Trump</u>	<u>DK</u>
• Relations between police and the black community	46%	28	26
Latest Data by Party Dem	81%	4	15
Latest Data by Party Ind	36%	23	41
Latest Data by Party Rep	7%	58	35
Latest Data by Race Afr Am	72%	5	23
Latest Data by Race Hisp	62%	19	19
Latest Data by Race White	40%	33	27
• Being honest with the American public	45%	38	17
June-1 2020	47%	38	15
May-25 2020	47%	37	16
March-23 2020	44%	40	16
Latest Data by Party Dem	82%	5	13
Latest Data by Party Ind	33%	28	40
Latest Data by Party Rep	5%	79	16
Latest Data by Race Afr Am	70%	8	21
Latest Data by Race Hisp	56%	24	20
Latest Data by Race White	40%	45	16
• Protecting American culture	44%	40	16
September 2019	44%	37	19
Latest Data by Party Dem	79%	5	16
Latest Data by Party Ind	33%	30	37
Latest Data by Party Rep	5%	83	12
Latest Data by Race Afr Am	70%	9	22
Latest Data by Race Hisp	57%	28	14
Latest Data by Race White	38%	46	16
• The rule of law	44%	40	16
October 2019	49%	35	17
June 2019	48%	33	19
May 2019	46%	33	22
April 2019	45%	29	25
Latest Data by Party Dem	79%	7	14
Latest Data by Party Ind	34%	29	38
Latest Data by Party Rep	5%	82	13
Latest Data by Race Afr Am	71%	9	20
Latest Data by Race Hisp	56%	26	18
Latest Data by Race White	38%	47	15

Q13_1. Over the past few days, how much have you seen, read, or heard about Donald Trump and what he is doing as president?*

	<u>June-8</u>	<u>Latest Data by Party</u>			<u>Latest Data by Race</u>		
		<u>Dem</u>	<u>Ind</u>	<u>Rep</u>	<u>Afr Am</u>	<u>Hisp</u>	<u>White</u>
A lot	53%	57%	38%	52%	48%	55%	54%
Some	32	29	34	35	35	28	33
A little	10	10	16	9	10	10	10
Nothing	5	4	12	3	7	6	4
HEARD AT LEAST A LITTLE (NET)	95%	96	88	97	93	94	96

Q14 1. Has what you have seen, read, or heard recently about Donald Trump been:

		Latest Data by Party			Latest Data by Race		
	<u>June-8</u>	<u>Dem</u>	<u>Ind</u>	<u>Rep</u>	<u>Afr Am</u>	<u>Hisp</u>	<u>White</u>
Mostly positive.....	10%	4%	5%	20%	3%	7%	12%
Mostly negative.....	63	79	59	45	73	69	61
Equal mix of positive and negative.....	22	13	24	32	17	18	23
Has not seen, read, or heard.....	5%	4	12	3	7	6	4

Q14_2A. [N SIZE = 212 / IF POSITIVE OR MIXED AND SPLIT A] In a few words, what positive things have you seen, read, or heard recently about Donald Trump?



Q14_3A. [N SIZE = 752 / IF NEGATIVE OR MIXED AND SPLIT B] In a few words, what negative things have you seen, read, or heard recently about Donald Trump?



Q2 2. In general, do you think America's best days are ahead, America is at its peak, or America is in decline?

	June-8	Jan	Latest Data by Party			Latest Data by Race		
			Dem	Ind	Rep	Afr Am	Hisp	White
America's best days are ahead	37%	37%	27%	25%	53%	23%	34%	40%
America is at its peak	4	12	4	2	4	9	7	2
America is in decline	43	35	55	55	26	50	48	41
Not sure	16	16	15	18	17	18	11	17

Q2_3. To ask a different way, generally speaking, do you think the country is in a state of crisis right now or not?

	June-8	Latest Data by Party			Latest Data by Race		
		Dem	Ind	Rep	Afr Am	Hisp	White
Yes, the country is in a crisis.....	88%	96%	88%	79%	90%	86%	88%
No, the country is not in a crisis.....	8	3	6	15	6	8	8
Not sure.....	4	2	6	6	4	6	4

Q14_4. And, in your own words, what do you think leadership looks like from elected officials in times of crisis?



Now you are going to see some questions about the economy...

Q15. How would you rate the state of the U.S. economy today?

	<u>June-8</u>	<u>June-1</u>	<u>May-25</u>	<u>Mar-23</u>	<u>Jan</u>	<u>Latest Data by Party</u>			<u>Latest Data by Race</u>		
						<u>Dem</u>	<u>Ind</u>	<u>Rep</u>	<u>Afr Am</u>	<u>Hisp</u>	<u>White</u>
Excellent.....	3%	4%	4%	8%	17%	1%	1%	6%	2%	2%	3%
Good.....	22	17	15	22	45	11	16	38	14	16	25
Not so good.....	45	46	48	40	27	49	49	40	52	51	43
Poor.....	26	32	30	24	8	37	29	11	28	26	25
Not sure.....	3	1	3	6	3	2	5	4	5	4	3
EXCELLENT/ GOOD (NET).....	25%	21	19	30	62	11	16	44	15	18	28
NOT GOOD/POOR (NET).....	71	78	78	64	35	86	78	51	80	78	69

Q16. A year from now, do you expect the state of the U.S. economy to be better than it is today, the same as it is today, or worse than it is today?

	<u>June-8</u>	<u>June-1</u>	<u>May-25</u>	<u>Mar-23</u>	<u>Jan</u>	<u>Latest Data by Party</u>			<u>Latest Data by Race</u>		
						<u>Dem</u>	<u>Ind</u>	<u>Rep</u>	<u>Afr Am</u>	<u>Hisp</u>	<u>White</u>
Much better.....	28%	24%	26%	24%	16%	13%	17%	50%	14%	25%	31%
A little better.....	42	36	38	31	27	46	38	39	41	36	43
The same.....	12	18	14	17	34	15	16	6	16	17	10
A little worse.....	12	14	15	16	17	17	15	4	19	14	10
Much worse.....	6	9	7	12	7	9	13	2	10	8	5
BETTER (NET).....	71%	60	64	55	42	59	55	88	55	61	75
WORSE (NET).....	18	22	22	28	24	26	28	6	29	22	15

Q18. Thinking about your personal financial situation over the next few months, do you feel confident or uneasy?

					Latest Data by Party			Latest Data by Race		
	<u>June-8</u>	<u>June-1</u>	<u>May-25</u>	<u>Mar-23</u>	<u>Dem</u>	<u>Ind</u>	<u>Rep</u>	<u>Afr Am</u>	<u>Hisp</u>	<u>White</u>
Very confident.....	17%	14%	14%	11%	12%	10%	25%	17%	14%	17%
Somewhat confident.....	34	37	34	25	28	26	44	29	31	36
Somewhat uneasy.....	28	31	32	32	34	28	20	27	33	27
Very uneasy.....	17	15	15	28	22	29	9	20	16	17
Not sure.....	4	3	4	4	5	7	3	6	5	4
CONFIDENT (NET).....	51%	51	48	36	40	36	68	46	45	53
UNEASY (NET).....	45	47	47	60	56	57	29	47	49	43

Q19. When it comes to the federal government and the economy, which of the following comes closest to your opinion:

	<u>June-8</u>	<u>June-1</u>	<u>May-25</u>	<u>Mar-23</u>	<u>Latest Data by Party</u>			<u>Latest Data by Race</u>		
					<u>Dem</u>	<u>Ind</u>	<u>Rep</u>	<u>Afr Am</u>	<u>Hisp</u>	<u>White</u>
The federal government needs to do more to improve the economy.....	53%	61%	55%	55%	71%	52%	31%	74%	59%	49%
The federal government is already doing too much to try to improve the economy ...	12	10	14	8	7	10	18	5	13	12
The federal government is doing the right amount to improve the economy	22	21	20	22	7	16	41	7	13	26
Don't know enough to say	14	9	11	15	14	23	10	14	16	13

Q20. Which of the following best describes the current state of the U.S. economy:

	<u>June-8</u>	<u>June-1</u>	<u>May-25</u>	<u>Mar-23</u>	<u>Latest Data by Party</u>			<u>Latest Data by Race</u>		
					<u>Dem</u>	<u>Ind</u>	<u>Rep</u>	<u>Afr Am</u>	<u>Hisp</u>	<u>White</u>
The U.S. economy is already in a recession	42%	45%	43%	29%	54%	43%	27%	44%	41%	42%
The U.S. economy is not in a recession, but is headed towards one	31	37	39	48	33	30	29	36	32	30
The U.S. economy is not in a recession or headed towards one.....	15	9	10	9	5	12	28	7	17	16
Don't know enough to say	12	8	8	14	9	15	16	13	10	12
RECESSION (NET).....	73%	83	83	77	87	72	56	80	72	72

Changing topics...

Q21. Would you say the coronavirus pandemic is best described as...

	<u>June-8</u>	<u>June-1</u>	<u>May-25</u>	<u>Mar-23</u>	<u>Latest Data by Party</u>			<u>Latest Data by Race</u>		
					<u>Dem</u>	<u>Ind</u>	<u>Rep</u>	<u>Afr Am</u>	<u>Hisp</u>	<u>White</u>
A major crisis	66%	74%	71%	70%	84%	62%	44%	80%	68%	62%
A major problem, but not a crisis.....	28	21	23	26	13	30	45	16	26	31
A minor problem	4	4	4	4	1	6	8	1	3	5
Not a problem at all	2	1	1	1	1	2	2	3	3	1
CRISIS/MAJOR PROBLEM (NET).....	94%	95	94	95	98	92	90	96	94	93
MINOR/NOT A PROBLEM (NET)	6	5	6	5	2	8	10	4	6	7

Q21_1A. Would you say the situation around protests in response to the death of George Floyd is best described as...

	<u>June-8</u>	<u>Latest Data by Party</u>			<u>Latest Data by Race</u>		
		<u>Dem</u>	<u>Ind</u>	<u>Rep</u>	<u>Afr Am</u>	<u>Hisp</u>	<u>White</u>
A major crisis	55%	62%	54%	48%	65%	47%	55%
A major problem, but not a crisis.....	38	32	41	44	27	43	39
A minor problem	5	3	3	7	3	4	5
Not a problem at all	3	4	2	2	6	6	2
CRISIS/MAJOR PROBLEM (NET).....	93%	93	95	92	92	90	93
MINOR/NOT A PROBLEM (NET)	7	7	5	8	8	10	7

B3_11. Below is a list of institutions in American society. Please indicate how much confidence you, yourself, have in each one.

	<u>GREAT DEAL/QUITE A LOT</u>		<u>SOME/VERY LITTLE</u>			<u>NET</u>	
	<u>Great deal</u>	<u>Quite a lot</u>	<u>Some</u>	<u>Very little</u>	<u>DK</u>	<u>GREAT DEAL/QUITE A LOT</u>	<u>SOME/VERY LITTLE</u>
• The military	43%	28	19	7	3	71%	26
Latest Data by Party Dem	30%	26	27	12	4	57%	39
Latest Data by Party Ind	35%	30	20	10	4	66%	30
Latest Data by Party Rep	61%	29	9	*	1	90%	9
Latest Data by Race Afr Am	23%	25	34	11	8	48%	45
Latest Data by Race Hisp	37%	24	22	13	5	61%	34
Latest Data by Race White	48%	29	15	6	2	77%	22

B3_11. Below is a list of institutions in American society. Please indicate how much confidence you, yourself, have in each one.

	GREAT DEAL/QUITE A LOT		SOME/VERY LITTLE		DK	NET	
	Great deal	Quite a lot	Some	Very little		GREAT DEAL/ QUITE A LOT	SOME/VERY LITTLE
• The medical system.....	27%	35	28	8	2	62%	36
Latest Data by Party Dem	31%	33	25	9	2	64%	34
Latest Data by Party Ind	21%	28	34	14	3	49%	48
Latest Data by Party Rep	25%	39	30	5	1	64%	35
Latest Data by Race Afr Am	25%	27	29	13	5	53%	42
Latest Data by Race Hisp	27%	37	23	9	4	65%	32
Latest Data by Race White	28%	36	29	6	1	64%	35
• The police.....	23%	27	25	23	2	50%	49
Latest Data by Party Dem	10%	19	34	34	2	30%	68
Latest Data by Party Ind	17%	25	28	27	3	42%	55
Latest Data by Party Rep	40%	36	14	9	1	76%	23
Latest Data by Race Afr Am	9%	7	33	47	4	16%	80
Latest Data by Race Hisp	22%	18	26	31	3	40%	57
Latest Data by Race White	26%	31	24	18	1	57%	42
• The presidency.....	21%	16	16	46	1	37%	62
Latest Data by Party Dem	4%	6	12	76	2	10%	88
Latest Data by Party Ind	10%	13	25	49	3	23%	74
Latest Data by Party Rep	43%	28	19	9	1	72%	27
Latest Data by Race Afr Am	7%	9	13	66	5	16%	79
Latest Data by Race Hisp	17%	8	12	60	4	24%	71
Latest Data by Race White	24%	18	17	41	1	42%	58
• The criminal justice system.....	8%	22	35	32	2	31%	68
Latest Data by Party Dem	5%	15	37	40	2	21%	77
Latest Data by Party Ind	8%	17	33	38	4	25%	71
Latest Data by Party Rep	13%	31	34	21	1	44%	55
Latest Data by Race Afr Am	9%	10	23	54	4	18%	77
Latest Data by Race Hisp	10%	19	31	36	5	29%	66
Latest Data by Race White	8%	25	38	28	1	33%	66
• Television news.....	13%	16	29	40	2	29%	70
Latest Data by Party Dem	19%	24	37	17	2	43%	54
Latest Data by Party Ind	5%	12	29	50	5	17%	79
Latest Data by Party Rep	7%	7	20	65	1	14%	85
Latest Data by Race Afr Am	18%	26	34	18	4	44%	52
Latest Data by Race Hisp	17%	15	32	34	2	32%	66
Latest Data by Race White	11%	15	28	45	1	25%	73
• Congress.....	8%	12	38	38	3	20%	77
Latest Data by Party Dem	12%	14	41	28	5	26%	69
Latest Data by Party Ind	3%	7	34	49	7	10%	83
Latest Data by Party Rep	5%	11	36	48	1	15%	84
Latest Data by Race Afr Am	12%	12	38	32	6	24%	70
Latest Data by Race Hisp	10%	18	36	31	4	28%	68
Latest Data by Race White	7%	11	39	40	3	18%	79

B3_11. Below is a list of institutions in American society. Please indicate how much confidence you, yourself, have in each one.

	GREAT DEAL/QUITE A LOT		SOME/VERY LITTLE		DK	NET	
	Great deal	Quite a lot	Some	Very little		GREAT DEAL/ QUITE A LOT	SOME/VERY LITTLE
• Social media platforms	8%	10	29	51	3	18%	79
Latest Data by Party Dem	9%	14	38	36	3	24%	74
Latest Data by Party Ind	7%	11	21	58	4	17%	78
Latest Data by Party Rep	6%	5	20	66	2	12%	86
Latest Data by Race Afr Am	14%	20	36	25	5	34%	61
Latest Data by Race Hisp	9%	15	31	41	3	24%	72
Latest Data by Race White	7%	8	27	57	2	15%	83

QP8_1. And below are some emotions some people feel about politics. Please select ALL that describe how you feel about politics today.

	June-8	Latest Data by Party			Latest Data by Race		
		Dem	Ind	Rep	Afr Am	Hisp	White
Exhausted.....	58%	64%	61%	51%	51%	56%	60%
Upset	51	60	57	39	52	55	50
Angry	51	58	52	42	43	46	53
Engaged and interested in taking action	29	36	17	24	30	29	28
Hopeful	29	27	17	34	28	27	29
Excited	6	5	2	8	9	7	5
None of these	5	3	8	6	7	5	5

Q22. When it comes to the coronavirus pandemic in the United States, do you personally think that...

	June-8	June-1	May-25	Mar-23	Latest Data by Party			Latest Data by Race		
					Dem	Ind	Rep	Afr Am	Hisp	White
The worst is yet to come	44%	47%	48%	74%	61%	41%	25%	59%	53%	41%
The worst is over	36	33	31	10	19	31	57	21	27	39
Don't know enough to say	20	19	20	16	20	27	18	19	20	20

Q22_1. As you may know, communities across the country have been practicing so-called "social distancing" measures, including the temporary closure of many businesses and prohibitions on gatherings of people, to prevent the spread of coronavirus.

When it comes to social distancing, what do you think we, as a country, need to be doing right now?

	June-8	June-1	May-25	Mar-27	Latest Data by Party			Latest Data by Race		
					Dem	Ind	Rep	Afr Am	Hisp	White
We need more aggressive social distancing measures, further limiting people's movement	32%	35%	36%	45%	44%	33%	18%	45%	32%	30%
We should relax social distancing measures, letting people move around more freely.....	21	21	18	5	9	19	36	11	19	23
We are currently doing the right thing when it comes to social distancing.....	41	41	44	47	42	41	40	37	42	42
Don't know enough to say	5	3	2	3	5	6	6	7	7	5

Q22_3. When it comes to social distancing and the coronavirus pandemic, which of the following concerns you more right now?

	<u>June-8</u>	<u>June-1</u>	<u>May-25</u>	<u>Mar-27</u>	Latest Data by Party			Latest Data by Race		
					<u>Dem</u>	<u>Ind</u>	<u>Rep</u>	<u>Afr Am</u>	<u>Hisp</u>	<u>White</u>
Social distancing will go on too long and cause unnecessary damage to the economy and Americans' livelihoods	34%	30%	29%	26%	17%	34%	55%	23%	24%	38%
Social distancing will end too soon and prolong the pandemic, endangering the economy and putting American lives at risk	55	63	59	59	75	53	33	67	65	52
Not sure	11	8	11	15	8	13	12	10	11	10

Q22_4. When do you expect life in the United States to "return to normal," with businesses able to open and people able to go about their lives and interact as they did before the coronavirus pandemic?

	<u>June-8</u>	<u>June-1</u>	<u>May-25</u>	<u>Apr-15</u>	Latest Data by Party			Latest Data by Race		
					<u>Dem</u>	<u>Ind</u>	<u>Rep</u>	<u>Afr Am</u>	<u>Hisp</u>	<u>White</u>
Within the next month	7%	8%	7%	10%	3%	3%	11%	6%	8%	7%
Within the next few months	23	22	22	43	15	17	34	16	17	25
By the end of the year	20	20	25	24	19	20	23	19	25	20
Not until 2021	38	39	35	16	49	43	25	40	39	38
Never - there will always be restrictions and guidelines in place due to the threat of coronavirus	12	12	11	7	14	17	7	18	11	11

Q22_5. Some people are saying that we should declare the country open in the next few weeks. Do you support or oppose reopening the country soon?

	<u>June-8</u>	<u>June-1</u>	<u>May-25</u>	<u>Apr-22</u>	Latest Data by Party			Latest Data by Race		
					<u>Dem</u>	<u>Ind</u>	<u>Rep</u>	<u>Afr Am</u>	<u>Hisp</u>	<u>White</u>
Strongly support	18%	19%	18%	9%	7%	16%	32%	11%	16%	20%
Somewhat support	23	20	22	19	17	18	31	18	19	24
Somewhat oppose	26	24	25	25	31	22	20	29	31	25
Strongly oppose	29	33	31	43	41	35	12	36	27	28
Not sure	4	4	5	5	3	8	4	6	8	3
SUPPORT (NET)	41%	38	40	27	24	34	63	29	35	44
OPPOSE (NET)	55	57	55	67	72	57	33	65	57	53

Q22_12. When it comes to relaxing social distancing measures and reopening, would you say [STATE] is...?

	<u>June-8</u>	<u>June-1</u>	<u>May-25</u>	Latest Data by Party			Latest Data by Race		
				<u>Dem</u>	<u>Ind</u>	<u>Rep</u>	<u>Afr Am</u>	<u>Hisp</u>	<u>White</u>
Moving too quickly to reopen	34%	39%	40%	47%	36%	19%	47%	44%	31%
Not moving quickly enough to reopen	18	17	17	5	20	33	6	16	20
Getting the timing about right on reopening	41	40	38	43	34	42	41	32	43
Not sure	6	4	5	6	9	6	7	8	6

Q22_15. As you may know, decisions around how and when to reopen are complicated. But generally speaking, which side are you on?

	<u>June-8</u>	<u>June-1</u>	Latest Data by Party			Latest Data by Race		
			<u>Dem</u>	<u>Ind</u>	<u>Rep</u>	<u>Afr Am</u>	<u>Hisp</u>	<u>White</u>
I'm generally on the side of those who are pushing to reopen	31%	30%	11%	27%	55%	12%	27%	35%
I'm generally on the side of those who are being more cautious about reopening	64	65	85	64	40	80	68	61
Not sure	5	5	4	9	5	8	5	4

Q23. Have you, or anyone in your household, had symptoms that made you want to get a test for coronavirus?

	<u>June-8</u>	<u>June-1</u>	<u>May-25</u>	<u>Mar-23</u>	Latest Data by Party			Latest Data by Race		
					<u>Dem</u>	<u>Ind</u>	<u>Rep</u>	<u>Afr Am</u>	<u>Hisp</u>	<u>White</u>
Yes - got tested	7%	8%	6%	2%	8%	6%	7%	7%	11%	7%
Yes - but was unable to get tested	5	8	6	4	5	8	5	8	7	5
No	87	85	87	93	87	87	88	85	82	88
YES (NET)	13%	15	13	7	13	13	12	15	18	12

Q24. Do you know anyone who has been infected with coronavirus?

	<u>June-8</u>	<u>June-1</u>	<u>May-25</u>	<u>Mar-23</u>	Latest Data by Party			Latest Data by Race		
					<u>Dem</u>	<u>Ind</u>	<u>Rep</u>	<u>Afr Am</u>	<u>Hisp</u>	<u>White</u>
I have	3%	2%	2%	1%	1%	2%	4%	1%	5%	2%
A family member has	10	8	8	2	12	5	8	15	14	8
A friend has	12	12	12	3	15	13	9	15	12	12
Someone else I personally know has	19	16	15	5	19	19	19	20	22	18
Nobody I know has been infected with coronavirus	64	68	69	91	62	68	66	61	60	65
KNOW SOMEONE (NET)	36%	32	31	9	38	32	34	39	40	35

Q24_1. Understanding it may be difficult to talk about, do you personally know anyone who has died from complications related to coronavirus?

	<u>June-8</u>	<u>June-1</u>	<u>May-25</u>	Latest Data by Party			Latest Data by Race		
				<u>Dem</u>	<u>Ind</u>	<u>Rep</u>	<u>Afr Am</u>	<u>Hisp</u>	<u>White</u>
A family member has	4%	2%	3%	5%	1%	3%	8%	5%	3%
A friend has	3	4	4	3	2	2	8	6	1
Someone else I personally know has	10	7	9	10	7	11	11	10	10
Nobody I know has died from complications due to coronavirus	85	87	86	84	90	84	76	81	86
KNOW SOMEONE (NET)	15%	13	14	16	10	16	24	19	14

Q25. Do you know anyone who has lost their job due to the coronavirus pandemic?

	<u>June-8</u>	<u>June-1</u>	<u>May-25</u>	<u>Mar-23</u>	Latest Data by Party			Latest Data by Race		
					<u>Dem</u>	<u>Ind</u>	<u>Rep</u>	<u>Afr Am</u>	<u>Hisp</u>	<u>White</u>
I have	14%	10%	12%	9%	12%	13%	15%	12%	17%	13%
A family member has	23	21	20	15	26	18	20	25	28	22
A friend has	22	22	21	18	25	30	18	24	32	21
Someone else I personally know has	22	20	22	18	23	26	21	17	19	23
Nobody I know has lost their job due to the coronavirus pandemic	46	50	50	59	46	45	46	49	37	47
SELF (NET)	14%	10	12	9	12	13	15	12	17	13
SELF/FAMILY (NET)	32	28	28	22	33	29	31	30	39	31
SELF/FRIEND/FAMILY (NET)	43	40	39	33	43	44	42	43	55	41
KNOW SOMEONE (NET)	54	50	50	41	54	55	54	51	63	53

Q26. Do you know anyone who has had their hours cut at work due to the coronavirus pandemic?

	<u>June-8</u>	<u>June-1</u>	<u>May-25</u>	<u>Mar-23</u>	<u>Latest Data by Party</u>			<u>Latest Data by Race</u>		
					<u>Dem</u>	<u>Ind</u>	<u>Rep</u>	<u>Afr Am</u>	<u>Hisp</u>	<u>White</u>
I have.....	16%	15%	17%	17%	15%	18%	17%	18%	21%	14%
A family member has.....	28	30	31	27	27	37	27	31	37	27
A friend has	25	25	26	25	26	37	21	23	27	25
Someone else I personally know has.....	25	24	21	21	26	31	23	21	20	27
Nobody I know has had their hours cut at work due to the coronavirus pandemic	36	39	40	39	38	28	37	41	32	36
KNOW SOMEONE (NET)	64%	61	60	61	62	72	63	59	68	64

Q28_3. There are differing opinions on whether or not people should be wearing masks right now when they are in public, but if you had to choose, would you say that you are generally pro-mask or anti-mask?

	<u>June-8</u>	<u>June-1</u>	<u>May-25</u>	<u>Latest Data by Party</u>			<u>Latest Data by Race</u>		
				<u>Dem</u>	<u>Ind</u>	<u>Rep</u>	<u>Afr Am</u>	<u>Hisp</u>	<u>White</u>
I am pro-mask.....	69%	75%	74%	85%	64%	51%	79%	79%	65%
I am anti-mask	23	17	18	9	26	40	11	12	27
Not sure.....	8	7	8	6	11	10	10	8	7

Q29. In thinking about the impact of coronavirus on you, which are you more worried about...

	<u>June-8</u>	<u>June-1</u>	<u>May-25</u>	<u>Mar-23</u>	<u>Latest Data by Party</u>			<u>Latest Data by Race</u>		
					<u>Dem</u>	<u>Ind</u>	<u>Rep</u>	<u>Afr Am</u>	<u>Hisp</u>	<u>White</u>
You and your family's health and well-being.....	70%	68%	70%	64%	79%	60%	61%	81%	74%	68%
You and your family's financial situation ...	30	32	30	36	21	40	39	19	26	32

Q30. In thinking about the impact of coronavirus on the country, which are you more worried about...

	<u>June-8</u>	<u>June-1</u>	<u>May-25</u>	<u>Mar-23</u>	<u>Latest Data by Party</u>			<u>Latest Data by Race</u>		
					<u>Dem</u>	<u>Ind</u>	<u>Rep</u>	<u>Afr Am</u>	<u>Hisp</u>	<u>White</u>
The impact of coronavirus on people's health.....	55%	57%	56%	49%	74%	44%	35%	72%	63%	52%
The impact of coronavirus on the economy as a whole.....	45	43	44	51	26	56	65	28	37	48

Changing gears...

Q43. Please indicate who you trust more to handle the government's response to the coronavirus pandemic:

	<u>June-8</u>	<u>June-1</u>	<u>May-25</u>	<u>Mar-23</u>	<u>Latest Data by Party</u>			<u>Latest Data by Race</u>		
					<u>Dem</u>	<u>Ind</u>	<u>Rep</u>	<u>Afr Am</u>	<u>Hisp</u>	<u>White</u>
Your state and local government.....	58%	55%	60%	48%	81%	53%	32%	70%	62%	56%
President Trump and the federal government.....	27	29	27	35	6	21	55	12	20	31
Don't know enough to say	14	15	13	16	13	27	13	18	17	13

Q46. When it comes to Donald Trump and his administration's current response to the coronavirus pandemic, do you think they are...

	<u>June-8</u>	<u>June-1</u>	<u>May-25</u>	<u>Mar-23</u>	<u>Latest Data by Party</u>			<u>Latest Data by Race</u>		
					<u>Dem</u>	<u>Ind</u>	<u>Rep</u>	<u>Afr Am</u>	<u>Hisp</u>	<u>White</u>
Not doing enough	52%	52%	54%	41%	82%	52%	15%	74%	65%	46%
Getting it about right	36	40	36	44	8	27	71	13	22	41
Overreacting	5	3	5	4	3	5	8	4	7	5
Not sure.....	7	5	5	10	7	15	6	8	6	7

Q47. Thinking back to when the coronavirus first began spreading, do you think Donald Trump and his administration:

	<u>June-8</u>	<u>June-1</u>	<u>May-25</u>	<u>Mar-23</u>	<u>Latest Data by Party</u>			<u>Latest Data by Race</u>		
					<u>Dem</u>	<u>Ind</u>	<u>Rep</u>	<u>Afr Am</u>	<u>Hisp</u>	<u>White</u>
Did not take it seriously enough	60%	61%	62%	56%	89%	62%	25%	81%	71%	54%
Got it about right	31	31	32	31	6	24	62	11	19	36
Overreacted	4	2	2	2	3	6	4	2	5	4
Not sure	6	6	5	10	3	8	8	6	6	6

Q48_3. And, taken as a whole, from the early days until now, would you describe President Trump's response to the coronavirus pandemic as a success or a failure?

	<u>June-8</u>	<u>June-1</u>	<u>May-25</u>	<u>Latest Data by Party</u>			<u>Latest Data by Race</u>		
				<u>Dem</u>	<u>Ind</u>	<u>Rep</u>	<u>Afr Am</u>	<u>Hisp</u>	<u>White</u>
Big success	8%	12%	8%	2%	4%	17%	3%	12%	9%
Success	32	30	30	8	27	62	13	14	37
Failure	19	16	17	25	26	11	21	21	19
Big failure	34	35	35	60	29	4	55	44	29
Don't know enough to say	7	7	9	5	14	7	8	9	6
SUCCESS (NET)	40%	42	38	10	31	79	16	26	46
FAILURE (NET)	53	51	52	86	55	14	76	65	48

Q48_5. And which of the following statements do you agree with more?

	<u>June-8</u>	<u>Latest Data by Party</u>			<u>Latest Data by Race</u>		
		<u>Dem</u>	<u>Ind</u>	<u>Rep</u>	<u>Afr Am</u>	<u>Hisp</u>	<u>White</u>
Any president, Trump or otherwise, would have dealt with the coronavirus outbreak in the same way and would have had the same outcome	44%	8%	42%	87%	18%	32%	50%
President Trump made mistakes in his handling of the coronavirus outbreak that made things worse than they should have been	56	92	58	13	82	68	50

Changing topics...

QP9. As you may know, the death of George Floyd led to protests across the country focused on police treatment of Black Americans. Do you support or oppose those protests?

	<u>June-8</u>	<u>Latest Data by Party</u>			<u>Latest Data by Race</u>		
		<u>Dem</u>	<u>Ind</u>	<u>Rep</u>	<u>Afr Am</u>	<u>Hisp</u>	<u>White</u>
Strongly support	39%	63%	34%	13%	75%	48%	33%
Somewhat support	29	26	34	31	16	27	31
Somewhat oppose	13	5	12	22	2	9	15
Strongly oppose	15	4	11	29	4	12	17
Not sure	4	2	8	5	3	3	4
SUPPORT (NET)	68%	89	69	44	91	75	64
OPPOSE (NET)	28	9	23	51	6	22	32

QP10. And, do you approve or disapprove of the way the police have responded to the protests that have taken place after the death of George Floyd?

	<u>June-8</u>	<u>Latest Data by Party</u>			<u>Latest Data by Race</u>		
		<u>Dem</u>	<u>Ind</u>	<u>Rep</u>	<u>Afr Am</u>	<u>Hisp</u>	<u>White</u>
Strongly approve	12%	5%	10%	21%	4%	14%	13%
Somewhat approve	28	21	23	39	13	20	32
Somewhat disapprove	24	27	26	19	27	24	24
Strongly disapprove	27	39	28	13	43	33	24
Not sure	8	7	14	8	13	9	7
APPROVE (NET)	40%	26	32	59	17	34	45
DISAPPROVE (NET)	51	67	54	32	70	57	48

QP11. Do you approve or disapprove of the way that [GOVERNOR] is responding to the protests that have taken place after the death of George Floyd?

		Latest Data by Party			Latest Data by Race		
	June-8	Dem	Ind	Rep	Afr Am	Hisp	White
Strongly approve	18%	23%	10%	16%	24%	23%	17%
Somewhat approve	33	37	24	30	26	28	35
Somewhat disapprove	10	8	10	11	7	12	10
Strongly disapprove	12	7	13	18	11	12	12
Not sure	27	25	42	25	31	25	26
APPROVE (NET)	51%	59	34	46	51	51	52
DISAPPROVE (NET)	22	15	24	29	18	24	22

QP12. From what you know, do you think the police response to these protests has gone too far, not gone far enough, or been about right?

		Latest Data by Party			Latest Data by Race		
	June-8	Dem	Ind	Rep	Afr Am	Hisp	White
Gone too far in how they have responded	39%	59%	42%	15%	58%	46%	35%
Not gone far enough in how they have responded	18	7	12	32	8	18	19
Been about right in how they have responded	29	22	26	38	18	22	31
Not sure	14	12	21	15	15	14	14

QP13_1. Have you personally participated in any of the protests that have taken place after the death of George Floyd?

		Latest Data by Party			Latest Data by Race		
	June-8	Dem	Ind	Rep	Afr Am	Hisp	White
Yes	7%	9%	7%	4%	11%	11%	5%
No	93	91	93	96	89	89	95

QP13_2. [N SIZE = 67 / IF PARTICIPATED IN PROTESTS AFTER FLOYD'S DEATH] You indicated that you have participated in a protest recently. How often did you wear a mask while protesting?

		Latest Data by Party			Latest Data by Race		
	June-8	Dem	Ind	Rep	Afr Am	Hisp	White
I always wore a mask	70%	80%	54%	50%	66%	89%	64%
I mostly wore a mask	21	9	37	48	27	8	25
I sometimes wore a mask	6	9	-	2	3	3	9
I rarely wore a mask	1	1	-	-	-	-	1
I never wore a mask	2	1	9	-	4	-	1
ALWAYS/MOSTLY (NET)	91%	89	91	98	93	97	89
RARELY/NEVER (NET)	2	2	9	-	4	-	2

QP13_3. And, have you personally taken any action in support of the anti-racism protests that have taken place after the death of George Floyd?

		Latest Data by Party			Latest Data by Race		
	June-8	Dem	Ind	Rep	Afr Am	Hisp	White
Yes	24%	33%	19%	14%	38%	33%	20%
No	76	67	81	86	62	67	80

QP14. Since Donald Trump became President, do you think race relations in the United States have gotten better or worse?

	June-8	Latest Data by Party			Latest Data by Race		
		Dem	Ind	Rep	Afr Am	Hisp	White
Much better.....	7%	1%	3%	14%	1%	5%	8%
Somewhat better	8	2	4	16	2	5	9
No difference	26	8	33	46	14	20	30
Somewhat worse	13	17	17	9	11	13	14
Much worse	40	70	37	6	66	54	34
Not sure	5	2	7	8	6	3	5
BETTER (NET).....	15%	3	7	31	3	10	17
WORSE (NET)	54	86	53	15	77	68	48

B4_11. How much do you feel each of the following groups is contributing to violence that is taking place at protests?

	CONTRIBUTING				NET
	A lot	Some	Not really	DK	CONTRIBUTING
● Outsiders to the protests who are using the protests to create conflict	69%	22	3	6	91%
Latest Data by Party Dem	62%	27	4	8	88%
Latest Data by Party Ind	71%	19	2	8	90%
Latest Data by Party Rep	78%	16	2	3	95%
Latest Data by Race Afr Am	58%	26	6	9	84%
Latest Data by Race Hisp	66%	24	5	5	90%
Latest Data by Race White	72%	21	2	5	93%
● White supremacists who are going to protests to create problems.....	51%	21	12	16	72%
Latest Data by Party Dem	65%	20	5	10	85%
Latest Data by Party Ind	51%	19	11	19	71%
Latest Data by Party Rep	34%	22	21	23	56%
Latest Data by Race Afr Am	60%	19	7	14	79%
Latest Data by Race Hisp	55%	27	7	12	81%
Latest Data by Race White	49%	20	14	17	69%
● President Donald Trump	32%	21	36	10	54%
Latest Data by Party Dem	55%	28	9	8	83%
Latest Data by Party Ind	29%	22	32	17	51%
Latest Data by Party Rep	6%	13	70	10	19%
Latest Data by Race Afr Am	53%	22	14	12	75%
Latest Data by Race Hisp	47%	18	25	9	65%
Latest Data by Race White	27%	22	42	10	49%
● Police officers.....	22%	36	34	7	58%
Latest Data by Party Dem	34%	47	15	5	81%
Latest Data by Party Ind	21%	39	28	12	60%
Latest Data by Party Rep	9%	23	60	9	32%
Latest Data by Race Afr Am	44%	38	10	8	82%
Latest Data by Race Hisp	32%	42	21	5	74%
Latest Data by Race White	17%	35	40	7	53%

B4_11. How much do you feel each of the following groups is contributing to violence that is taking place at protests?

	CONTRIBUTING		Not really	DK	NET
	A lot	Some			CONTRIBUTING
• The protesters.....	21%	37	37	5	58%
Latest Data by Party Dem	11%	34	50	5	45%
Latest Data by Party Ind	23%	37	33	8	59%
Latest Data by Party Rep	33%	41	22	4	74%
Latest Data by Race Afr Am	9%	32	50	8	42%
Latest Data by Race Hisp	19%	32	44	4	51%
Latest Data by Race White	24%	38	34	4	62%

QP19. How many videos have you seen of the protests and police reactions to them?

	June-8	Latest Data by Party			Latest Data by Race		
		Dem	Ind	Rep	Afr Am	Hisp	White
Many	49%	55%	39%	45%	54%	57%	48%
Some	32	29	30	35	28	25	33
Just a few	15	12	24	15	13	14	15
None	5	4	7	5	5	4	4
MANY/SOME (NET)	81%	84	68	80	82	82	81
JUST A FEW/NONE (NET)	19	16	32	20	18	18	19

QP20. [N SIZE = 964 / IF SEEN MANY, SOME OR FEW VIDEOS] What was your reaction to the videos you saw of the protests and the police reaction to them?

	June-8	Latest Data by Party			Latest Data by Race		
		Dem	Ind	Rep	Afr Am	Hisp	White
The videos made me much more sympathetic to the police	17%	5%	12%	32%	2%	12%	20%
The videos made me somewhat more sympathetic to the police	17	10	14	25	9	12	19
The videos made no difference to me	19	12	33	25	17	25	19
The videos made me somewhat more sympathetic to protesters	21	28	20	13	21	18	22
The videos made me much more sympathetic to protesters	26	44	21	5	51	32	21
MORE SYMPATHETIC TO POLICE (NET)	33%	15	25	57	11	24	38
MORE SYMPATHETIC TO PROTESTERS (NET)	47	73	41	18	72	51	42

QP21. Thinking back to the issue of NFL players who kneeled during the national anthem in protest against police brutality, who do you agree with more on that?

	June-8	Nov 18	Latest Data by Party			Latest Data by Race		
			Dem	Ind	Rep	Afr Am	Hisp	White
Those who say NFL players who protested the national anthem may have had a right to do it, but what they did was disrespectful to those who fought and died for our country	51%	58%	23%	56%	82%	12%	39%	59%
Those who say NFL players who protested by kneeling during the national anthem were exercising an appropriate, peaceful form of protest against police brutality and racial inequality	49	42	77	44	18	88	61	41

QP21_1. Do you support or oppose removing Confederate statues from public spaces around the country?

	June-8	Latest Data by Party			Latest Data by Race		
		Dem	Ind	Rep	Afr Am	Hisp	White
Strongly support	28%	48%	19%	6%	61%	41%	21%
Somewhat support	15	18	12	13	16	14	16
Somewhat oppose	17	12	22	21	4	12	19
Strongly oppose	27	8	29	50	6	17	33
Not sure	13	14	18	11	13	17	12
 SUPPORT (NET).....	 43%	 67	 31	 19	 77	 55	 37
OPPOSE (NET).....	44	20	51	71	10	28	52

QP22. [N SIZE = 505 / SPLIT A] How effective do you believe the recent incidents involving police brutality and the protests that followed will be in making meaningful change around the way the police treat Black Americans?

	June-8	Latest Data by Party			Latest Data by Race		
		Dem	Ind	Rep	Afr Am	Hisp	White
Very effective.....	16%	23%	13%	8%	16%	19%	16%
Somewhat effective	42	49	37	35	47	42	41
Not very effective.....	24	17	33	31	16	22	26
Not at all effective.....	14	7	12	24	10	12	16
Will make the way police treat Black Americans worse	3	5	4	2	10	5	2
 EFFECTIVE (NET)	 58%	 72	 50	 43	 63	 61	 56
NOT EFFECTIVE (NET)	42	28	50	57	37	39	44

QP23. [N SIZE = 505 / SPLIT B] How effective do you believe the recent incidents involving police brutality and the #BlackLivesMatter protests that followed will be in making meaningful change around the way the police treat Black Americans?

	June-8	Latest Data by Party			Latest Data by Race		
		Dem	Ind	Rep	Afr Am	Hisp	White
Very effective.....	11%	15%	10%	7%	24%	15%	8%
Somewhat effective	40	54	34	27	45	39	40
Not very effective.....	28	20	29	38	15	27	31
Not at all effective.....	15	7	18	24	7	16	16
Will make the way police treat Black Americans worse	5	5	10	5	9	3	4
 EFFECTIVE (NET)	 51%	 69	 44	 34	 69	 54	 48
NOT EFFECTIVE (NET)	49	31	56	66	31	46	52

QP24. Overall, do you think news coverage of the recent protests has been too supportive of the protesters, too supportive of the police, or just about right?

	June-8	Latest Data by Party			Latest Data by Race		
		Dem	Ind	Rep	Afr Am	Hisp	White
Too supportive of the protesters.....	36%	13%	35%	64%	13%	32%	41%
Too supportive of the police	9	12	8	6	16	12	8
Just about right.....	35	54	28	15	50	42	32
Not sure	20	21	29	16	21	14	20

QP25. Please indicate who you trust more to handle the government's response regarding the protests over the death of George Floyd.

	June-8	Latest Data by Party			Latest Data by Race		
		Dem	Ind	Rep	Afr Am	Hisp	White
Your state and local government.....	56%	79%	51%	29%	74%	60%	53%
President Trump and the federal government.....	25	4	19	50	9	19	28
Don't know enough to say	20	16	30	21	17	21	19

B5_11. Please read the list below. For each item, indicate whether you approve or disapprove of the way Donald Trump is handling that item.

	APPROVE		DISAPPROVE		Not sure	NET	
	Strong	Some	Some	Strong		APPROVE	DISAPPROVE
• His use of the military.....	23%	17	12	41	7	40%	53
Latest Data by Party Dem	4%	7	12	71	5	11%	84
Latest Data by Party Ind	17%	18	17	37	12	34%	54
Latest Data by Party Rep	47%	30	10	6	7	77%	16
Latest Data by Race Afr Am	5%	10	11	66	8	15%	77
Latest Data by Race Hisp	17%	12	14	49	8	29%	64
Latest Data by Race White	27%	20	12	36	6	46%	48
• His positions on the police.....	22%	17	13	34	14	39%	47
Latest Data by Party Dem	3%	9	19	59	11	11%	78
Latest Data by Party Ind	17%	18	15	31	19	34%	47
Latest Data by Party Rep	47%	26	6	4	16	74%	10
Latest Data by Race Afr Am	4%	7	15	59	15	11%	74
Latest Data by Race Hisp	14%	13	16	46	12	27%	61
Latest Data by Race White	26%	19	13	28	14	46%	41
• What he has said publicly about the protests happening right now	16%	18	11	43	11	34%	54
Latest Data by Party Dem	3%	4	12	74	7	7%	86
Latest Data by Party Ind	14%	12	16	40	19	25%	55
Latest Data by Party Rep	33%	36	9	8	14	69%	17
Latest Data by Race Afr Am	3%	7	10	67	12	11%	77
Latest Data by Race Hisp	13%	14	10	57	7	27%	67
Latest Data by Race White	19%	20	11	38	11	39%	49
• His response to the death of George Floyd.....	17%	16	13	41	13	33%	54
Latest Data by Party Dem	3%	4	14	70	9	7%	84
Latest Data by Party Ind	12%	14	15	41	17	27%	56
Latest Data by Party Rep	36%	30	10	7	17	66%	17
Latest Data by Race Afr Am	5%	8	10	66	12	12%	76
Latest Data by Race Hisp	12%	13	12	54	9	25%	66
Latest Data by Race White	20%	17	14	35	13	38%	49
• His use of tear gas to clear protesters so he could visit Saint John's church.....	14%	9	11	53	13	23%	65
Latest Data by Party Dem	3%	4	7	82	5	6%	89
Latest Data by Party Ind	9%	7	13	60	10	17%	73
Latest Data by Party Rep	28%	16	16	18	23	43%	34
Latest Data by Race Afr Am	3%	5	7	74	10	8%	82
Latest Data by Race Hisp	12%	9	9	62	8	20%	71
Latest Data by Race White	15%	10	13	49	14	25%	61

B6_11. Moving forward, how much confidence do you have in President Trump to resolve issues concerning each of the following?

	A LOT/SOME		NOT MUCH/NONE		NET	
	A lot	Some	Not much	None at all	A LOT/SOME	NOT MUCH/NONE
• Holding police accountable	23%	23	19	36	45%	55
Latest Data by Party Dem	6%	8	24	62	14%	86
Latest Data by Party Ind	13%	29	22	37	41%	59
Latest Data by Party Rep	45%	38	11	5	84%	16
Latest Data by Race Afr Am	9%	9	22	59	18%	82
Latest Data by Race Hisp	17%	10	23	50	26%	74
Latest Data by Race White	26%	27	17	31	52%	48
• Ensuring the equal treatment of Black Americans in society.....	17%	24	18	41	41%	59
Latest Data by Party Dem	3%	9	19	69	12%	88
Latest Data by Party Ind	11%	22	24	43	34%	66
Latest Data by Party Rep	35%	43	15	7	78%	22
Latest Data by Race Afr Am	8%	9	18	65	17%	83
Latest Data by Race Hisp	15%	14	19	53	28%	72
Latest Data by Race White	19%	28	17	36	47%	53
• Ensuring the fair treatment of Black Americans by the police.....	18%	23	19	40	41%	59
Latest Data by Party Dem	4%	8	21	67	12%	88
Latest Data by Party Ind	11%	22	25	42	33%	67
Latest Data by Party Rep	37%	41	15	7	78%	22
Latest Data by Race Afr Am	7%	8	22	63	15%	85
Latest Data by Race Hisp	14%	12	21	53	26%	74
Latest Data by Race White	21%	27	18	35	47%	53
• Race relations.....	16%	22	19	43	38%	62
Latest Data by Party Dem	4%	6	19	72	10%	90
Latest Data by Party Ind	8%	19	25	48	27%	73
Latest Data by Party Rep	33%	43	17	7	76%	24
Latest Data by Race Afr Am	5%	12	18	65	17%	83
Latest Data by Race Hisp	14%	12	18	56	26%	74
Latest Data by Race White	18%	26	19	38	44%	56

B7_11. Moving forward, how much confidence do you have in Democrats to resolve issues concerning each of the following?

	A LOT/SOME		NOT MUCH/NONE		NET	
	A lot	Some	Not much	None at all	A LOT/SOME	NOT MUCH/NONE
• Holding police accountable	21%	35	20	23	56%	44
Latest Data by Party Dem	32%	46	17	5	78%	22
Latest Data by Party Ind	9%	33	33	25	42%	58
Latest Data by Party Rep	11%	23	22	44	34%	66
Latest Data by Race Afr Am	32%	40	14	14	72%	28
Latest Data by Race Hisp	28%	34	16	22	62%	38
Latest Data by Race White	19%	34	22	25	53%	47

B7_11. Moving forward, how much confidence do you have in Democrats to resolve issues concerning each of the following?

	A LOT/SOME		NOT MUCH/NONE		NET	
	A lot	Some	Not much	None at all	A LOT/SOME	NOT MUCH/NONE
• Ensuring the equal treatment of Black Americans in society.....	20%	35	20	25	55%	45
Latest Data by Party Dem	29%	50	15	6	79%	21
Latest Data by Party Ind	10%	32	33	24	43%	57
Latest Data by Party Rep	11%	18	24	47	29%	71
Latest Data by Race Afr Am	29%	41	19	11	70%	30
Latest Data by Race Hisp	27%	33	19	20	61%	39
Latest Data by Race White	18%	34	21	28	52%	48
• Race relations.....	19%	35	20	26	53%	47
Latest Data by Party Dem	29%	51	14	5	81%	19
Latest Data by Party Ind	6%	35	32	26	41%	59
Latest Data by Party Rep	9%	15	25	51	24%	76
Latest Data by Race Afr Am	30%	41	19	10	71%	29
Latest Data by Race Hisp	24%	38	17	21	62%	38
Latest Data by Race White	17%	33	21	30	49%	51
• Ensuring the fair treatment of Black Americans by the police.....	19%	33	23	25	52%	48
Latest Data by Party Dem	29%	48	16	6	77%	23
Latest Data by Party Ind	7%	33	36	24	41%	59
Latest Data by Party Rep	9%	15	28	48	24%	76
Latest Data by Race Afr Am	27%	44	16	13	71%	29
Latest Data by Race Hisp	26%	33	21	20	59%	41
Latest Data by Race White	17%	31	24	28	48%	52

QP23_1. How concerned are you that the national conversation has become too focused on protests and not enough on the issues that led up to the protests, such as police brutality and police killings of unarmed Black Americans?

	June-8	Latest Data by Party			Latest Data by Race		
		Dem	Ind	Rep	Afr Am	Hisp	White
Very concerned	36%	37%	35%	36%	52%	39%	34%
Somewhat concerned.....	44	49	45	37	33	45	46
Not that concerned	12	10	13	14	8	9	13
Not at all concerned	8	3	7	13	7	8	8
CONCERNED (NET).....	80%	86	80	73	85	83	79
NOT CONCERNED (NET)	20	14	20	27	15	17	21


QP39. Have you, or has someone you know, had an interaction with the police in the last year? Please remember that your responses to all questions in this survey are kept completely confidential and anonymous.

	June-8	Latest Data by Party			Latest Data by Race		
		Dem	Ind	Rep	Afr Am	Hisp	White
Yes, me	14%	13%	16%	15%	11%	15%	15%
Yes, someone I know	12	13	16	8	16	16	10
Yes, me and someone I know	4	4	3	4	8	2	4
No	70	70	65	73	65	67	72
YES (NET).....	30%	30	35	27	35	33	28

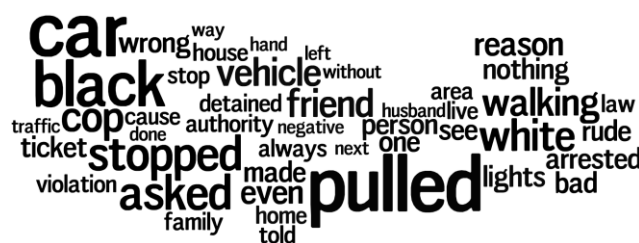
QP40. Were the most recent interactions you had with the police:

		Latest Data by Party			Latest Data by Race		
	<u>June-8</u>	<u>Dem</u>	<u>Ind</u>	<u>Rep</u>	<u>Afr Am</u>	<u>Hisp</u>	<u>White</u>
Mostly positive.....	15%	13%	14%	17%	12%	16%	15%
Mostly negative.....	8	10	10	5	13	9	8
Equal mix of positive and negative.....	7	8	11	5	11	9	6
VOL: (Had no recent interactions with police).....	70%	70	65	73	65	67	72

QP41. [N SIZE = 149 / IF INTERACTIONS WERE POSITIVE] In a few words, what positive interactions have you had with the police?



QP42. [N SIZE = 83 / IF INTERACTIONS WERE NEGATIVE] In a few words, what negative interactions have you had with the police?



B8_11. Over the past few months, there have been several incidents that some say are a sign of broader problems concerning racism and police brutality in America. For each of the following, please indicate whether you think these incidents are part of a broader problem, or whether you think they were isolated incidents.

	BROADER PROBLEM		ISOLATED INCIDENT			NET	
	<u>Definitely</u>	<u>Probably</u>	<u>Probably</u>	<u>Definitely</u>	<u>DK</u>	<u>BROADER PROBLEM</u>	<u>ISOLATED INCIDENT</u>
• The death of George Floyd	53%	20	12	8	7	74%	20
Latest Data by Party Dem	77%	11	3	3	5	89%	7
Latest Data by Party Ind	50%	23	12	6	9	73%	18
Latest Data by Party Rep	26%	30	21	15	8	56%	36
Latest Data by Race Afr Am	78%	7	5	5	4	85%	10
Latest Data by Race Hisp	62%	17	7	10	4	78%	18
Latest Data by Race White	48%	23	13	8	7	71%	22
• The shooting of Ahmaud Arbery	41%	18	7	7	27	59%	14
Latest Data by Party Dem	64%	15	3	2	16	79%	5
Latest Data by Party Ind	34%	18	11	4	34	51%	15
Latest Data by Party Rep	17%	21	11	12	39	38%	24
Latest Data by Race Afr Am	72%	11	2	2	13	82%	5
Latest Data by Race Hisp	42%	18	8	7	25	60%	15
Latest Data by Race White	36%	19	8	7	29	55%	15

B8_11. Over the past few months, there have been several incidents that some say are a sign of broader problems concerning racism and police brutality in America. For each of the following, please indicate whether you think these incidents are part of a broader problem, or whether you think they were isolated incidents.

	BROADER PROBLEM		ISOLATED INCIDENT		DK	NET	
	<u>Definitely</u>	<u>Probably</u>	<u>Probably</u>	<u>Definitely</u>		<u>BROADER PROBLEM</u>	<u>ISOLATED INCIDENT</u>
• The shooting of Breonna Taylor	35%	16	9	6	34	51%	15
Latest Data by Party Dem	57%	14	4	3	22	72%	7
Latest Data by Party Ind	32%	19	9	4	36	51%	13
Latest Data by Party Rep	10%	17	14	10	48	28%	24
Latest Data by Race Afr Am	69%	8	3	4	16	77%	7
Latest Data by Race Hisp	40%	19	4	8	29	59%	12
Latest Data by Race White	29%	17	10	6	38	46%	16
• The incident between Amy Cooper and Christian Cooper in New York's Central Park	32%	13	8	5	42	45%	13
Latest Data by Party Dem	51%	11	5	2	30	63%	7
Latest Data by Party Ind	23%	12	10	4	52	35%	13
Latest Data by Party Rep	12%	15	12	7	54	27%	20
Latest Data by Race Afr Am	54%	14	5	2	25	68%	7
Latest Data by Race Hisp	36%	14	4	7	39	50%	11
Latest Data by Race White	27%	13	10	5	45	40%	14

B9_11. Below are some things some people might be worried about right now. Please indicate how worried you are about each one.

	WORRIED		NOT WORRIED		NET	
	<u>Very</u>	<u>Some</u>	<u>Not too</u>	<u>Not at all</u>		<u>WORRIED</u> <u>NOT WORRIED</u>
• People in nursing homes being especially at risk and in danger from the spread of this virus	49%	39	9	3	88%	12
<i>June-1 2020</i>	55%	32	8	5	87%	13
<i>May-25 2020</i>	53%	37	6	3	90%	10
Latest Data by Party Dem	54%	38	5	3	92%	8
Latest Data by Party Ind	44%	38	13	4	83%	17
Latest Data by Party Rep	44%	40	13	2	84%	16
Latest Data by Race Afr Am	57%	30	8	6	86%	14
Latest Data by Race Hisp	53%	39	5	3	92%	8
Latest Data by Race White	48%	41	10	2	88%	12
• Rioting and looting across the country	44%	38	14	4	82%	18
Latest Data by Party Dem	36%	41	19	5	77%	23
Latest Data by Party Ind	44%	39	12	6	82%	18
Latest Data by Party Rep	54%	35	10	2	88%	12
Latest Data by Race Afr Am	41%	30	20	8	72%	28
Latest Data by Race Hisp	43%	34	17	6	77%	23
Latest Data by Race White	45%	39	13	3	84%	16

B9_11. Below are some things some people might be worried about right now. Please indicate how worried you are about each one.

	WORRIED		NOT WORRIED		NET	
	<u>Very</u>	<u>Some</u>	<u>Not too</u>	<u>Not at all</u>	<u>WORRIED</u>	<u>NOT WORRIED</u>
• The economy falling into a recession	40%	41	15	4	81%	19
<i>June-1 2020</i>	46%	38	12	4	84%	16
<i>May-25 2020</i>	47%	40	9	4	87%	13
Latest Data by Party Dem	46%	44	9	2	89%	11
Latest Data by Party Ind	51%	32	13	4	83%	17
Latest Data by Party Rep	30%	40	23	7	70%	30
Latest Data by Race Afr Am	48%	37	10	5	85%	15
Latest Data by Race Hisp	48%	35	12	5	83%	17
Latest Data by Race White	37%	43	17	4	79%	21
• That other people are not following precautions, like wearing masks and social distancing, which will spread the virus	42%	32	15	11	74%	26
<i>June-1 2020</i>	47%	31	13	9	78%	22
<i>May-25 2020</i>	49%	31	14	6	80%	20
Latest Data by Party Dem	58%	30	7	4	89%	11
Latest Data by Party Ind	34%	35	16	15	69%	31
Latest Data by Party Rep	25%	32	25	18	57%	43
Latest Data by Race Afr Am	53%	32	9	7	84%	16
Latest Data by Race Hisp	51%	33	10	6	83%	17
Latest Data by Race White	39%	31	18	12	70%	30
• Someone close to you getting infected with coronavirus	37%	34	20	10	70%	30
<i>June-1 2020</i>	38%	34	21	7	72%	28
<i>May-25 2020</i>	44%	35	15	6	79%	21
<i>March-23 2020</i>	42%	36	15	7	78%	22
Latest Data by Party Dem	49%	32	14	5	81%	19
Latest Data by Party Ind	30%	42	20	8	72%	28
Latest Data by Party Rep	23%	34	26	17	57%	43
Latest Data by Race Afr Am	53%	26	12	9	78%	22
Latest Data by Race Hisp	48%	34	10	8	82%	18
Latest Data by Race White	33%	35	22	10	68%	32
• Police violence against people across the country	38%	29	21	12	67%	33
Latest Data by Party Dem	57%	31	10	2	88%	12
Latest Data by Party Ind	35%	36	21	8	71%	29
Latest Data by Party Rep	15%	25	35	25	40%	60
Latest Data by Race Afr Am	71%	19	6	4	91%	9
Latest Data by Race Hisp	47%	29	12	12	76%	24
Latest Data by Race White	31%	31	25	13	62%	38
• You personally getting infected with coronavirus	26%	33	25	16	59%	41
<i>June-1 2020</i>	28%	31	28	12	60%	40
<i>May-25 2020</i>	30%	36	25	9	66%	34
<i>March-23 2020</i>	28%	35	28	10	62%	38
Latest Data by Party Dem	36%	35	22	7	71%	29
Latest Data by Party Ind	20%	36	24	20	56%	44
Latest Data by Party Rep	15%	29	29	27	44%	56
Latest Data by Race Afr Am	40%	32	17	11	72%	28
Latest Data by Race Hisp	36%	36	18	11	71%	29
Latest Data by Race White	23%	32	28	18	54%	46

B9_11. Below are some things some people might be worried about right now. Please indicate how worried you are about each one.

	WORRIED		NOT WORRIED		NET	
	<u>Very</u>	<u>Some</u>	<u>Not too</u>	<u>Not at all</u>	<u>WORRIED</u>	<u>NOT WORRIED</u>
• Being unable to afford an emergency medical expense	28%	26	26	19	55%	45
<i>June-1 2020</i>	26%	24	28	21	50%	50
<i>May-25 2020</i>	29%	28	26	17	57%	43
<i>March-23 2020</i>	31%	25	26	18	57%	43
Latest Data by Party Dem	35%	27	23	15	62%	38
Latest Data by Party Ind	29%	27	24	20	57%	43
Latest Data by Party Rep	21%	25	30	25	46%	54
Latest Data by Race Afr Am	34%	31	16	19	65%	35
Latest Data by Race Hisp	32%	32	16	19	64%	36
Latest Data by Race White	27%	25	29	19	52%	48
• You or your family members losing their job	24%	27	26	22	51%	49
<i>June-1 2020</i>	26%	26	27	21	52%	48
<i>May-25 2020</i>	26%	31	24	19	57%	43
<i>March-23 2020</i>	33%	26	20	21	59%	41
Latest Data by Party Dem	29%	28	25	19	57%	43
Latest Data by Party Ind	28%	29	24	20	56%	44
Latest Data by Party Rep	17%	26	29	28	43%	57
Latest Data by Race Afr Am	32%	26	21	20	58%	42
Latest Data by Race Hisp	30%	34	20	16	64%	36
Latest Data by Race White	21%	26	28	24	48%	52
• Rioting and looting in your community	23%	25	35	17	48%	52
Latest Data by Party Dem	20%	22	40	18	42%	58
Latest Data by Party Ind	26%	25	35	15	50%	50
Latest Data by Party Rep	26%	28	28	18	54%	46
Latest Data by Race Afr Am	27%	23	30	20	50%	50
Latest Data by Race Hisp	32%	23	27	17	56%	44
Latest Data by Race White	21%	25	37	17	46%	54
• Being unable to get a coronavirus test if you or someone in your family needs one	17%	24	33	27	41%	59
<i>June-1 2020</i>	21%	27	32	20	48%	52
<i>May-25 2020</i>	24%	29	29	18	53%	47
<i>March-23 2020</i>	30%	33	24	12	64%	36
Latest Data by Party Dem	24%	28	30	18	52%	48
Latest Data by Party Ind	11%	27	36	26	38%	62
Latest Data by Party Rep	9%	18	36	37	28%	72
Latest Data by Race Afr Am	29%	30	23	19	58%	42
Latest Data by Race Hisp	24%	25	25	25	49%	51
Latest Data by Race White	14%	23	35	29	36%	64

QC1. Which side do you agree with more?

	<u>June-8</u>	<u>June-1</u>	<u>Latest Data by Party</u>			<u>Latest Data by Race</u>		
			<u>Dem</u>	<u>Ind</u>	<u>Rep</u>	<u>Afr Am</u>	<u>Hisp</u>	<u>White</u>
Those who say Donald Trump is ignoring the advice of medical experts by moving to reopen the country too aggressively which will only prolong the pandemic - putting more lives at risk and endangering our economy further	49%	54%	77%	50%	15%	69%	61%	44%
Those who say Donald Trump is right to say that we can't keep the economy shut down forever, and he's making the right call by leaving reopening to the states but pushing states to reopen their economies and get people back to work	44	37	15	35	80	20	33	49
Don't know enough to say	8	9	8	15	5	11	6	7

QC2. Which side do you agree with more?

	<u>June-8</u>	<u>June-1</u>	<u>Latest Data by Party</u>			<u>Latest Data by Race</u>		
			<u>Dem</u>	<u>Ind</u>	<u>Rep</u>	<u>Afr Am</u>	<u>Hisp</u>	<u>White</u>
Those who say we need additional economic relief to help people who have lost jobs to prevent the economy from falling into a deeper depression	59%	65%	80%	57%	36%	79%	62%	56%
Those who say there has already been a great deal of economic relief delivered to individuals, and the focus now should be helping businesses and not adding more to the national debt.....	30	26	14	28	51	11	29	34
Don't know enough to say	10	9	6	15	14	9	9	10

QC3. Which side do you agree with more?

	<u>June-8</u>	<u>Latest Data by Party</u>			<u>Latest Data by Race</u>		
		<u>Dem</u>	<u>Ind</u>	<u>Rep</u>	<u>Afr Am</u>	<u>Hisp</u>	<u>White</u>
Those who say that those who have been protesting police brutality have generally been peaceful, and it's the police and outside agitators who have generally instigated violence	49%	74%	50%	20%	76%	56%	44%
Those who say that the protests have directly led to violence, riots and looting, and the police have been acting to protect the public, maintain order, and minimize damage.....	41	19	36	69	13	36	46
Don't know enough to say	10	7	14	11	11	7	10

QC4. Which side do you agree with more?

	<u>June-8</u>	<u>Latest Data by Party</u>			<u>Latest Data by Race</u>		
		<u>Dem</u>	<u>Ind</u>	<u>Rep</u>	<u>Afr Am</u>	<u>Hisp</u>	<u>White</u>
Those who say that Donald Trump is standing on the side of law and order and is right to be using the military and the police to end the violence, rioting, and looting taking place in cities across America	39%	8%	32%	78%	11%	26%	45%
Those who say that Donald Trump is only making things worse through his words and actions, dividing the country, pitting Americans against each other, and using the police and the military against the people	55	87	57	16	80	68	49
Don't know enough to say	6	5	11	6	9	6	6

Q42_13. In thinking about the possibility of a "second wave" of the coronavirus outbreak, which of the following concerns you more?

	<u>June-8</u>	<u>Latest Data by Party</u>			<u>Latest Data by Race</u>		
		<u>Dem</u>	<u>Ind</u>	<u>Rep</u>	<u>Afr Am</u>	<u>Hisp</u>	<u>White</u>
That parts of the country are reopening too quickly, and that could lead to a "second wave" of coronavirus	38%	57%	32%	16%	52%	42%	34%
That the recent protests in cities across the country could lead to a "second wave" of coronavirus.....	47	36	50	59	33	47	49
Neither concerns me	16	7	18	26	15	11	17

QC5. How much of a role do you think the ongoing coronavirus pandemic played in the anger and frustration of those protesting the death of George Floyd?

		Latest Data by Party			Latest Data by Race		
	June-8	Dem	Ind	Rep	Afr Am	Hisp	White
A major role	35%	35%	38%	34%	33%	33%	35%
A minor role	36	38	33	34	28	36	37
No role at all	30	27	29	33	39	31	29

B10_11. When thinking about each of the following, would you say these are signs of a broader problem with racism in America, or that these problems have little to do with racism?

	BROADER PROBLEM		Nothing to do		NET
	Definitely	Somewhat	do	Not sure	BROADER PROBLEM
• The health outcome disparities in African American communities throughout the coronavirus pandemic	30%	21	34	15	51
Latest Data by Party Dem	49%	25	15	11	74
Latest Data by Party Ind	23%	18	37	22	41
Latest Data by Party Rep	9%	18	55	18	27
Latest Data by Race Afr Am	52%	19	15	14	71
Latest Data by Race Hisp	36%	19	29	15	55
Latest Data by Race White	25%	23	37	15	48
• Politicians and media figures suggesting that members of African American community did not take the coronavirus threat as seriously as they should have	28%	20	38	14	49
Latest Data by Party Dem	44%	24	22	9	69
Latest Data by Party Ind	22%	21	33	25	43
Latest Data by Party Rep	10%	16	57	17	26
Latest Data by Race Afr Am	43%	20	24	13	63
Latest Data by Race Hisp	33%	19	33	15	52
Latest Data by Race White	25%	21	40	14	46
• The overrepresentation of African Americans in the "essential" workforce	21%	23	36	20	44
Latest Data by Party Dem	33%	29	23	15	62
Latest Data by Party Ind	18%	16	34	33	33
Latest Data by Party Rep	8%	18	51	23	26
Latest Data by Race Afr Am	39%	24	19	17	64
Latest Data by Race Hisp	25%	19	36	20	44
Latest Data by Race White	18%	24	38	21	41

B5. Please indicate how well each of the following words or phrases apply to the way Donald Trump is handling his job as President.*

	APPLIES		DOESN'T APPLY		Not sure	NET	
	Very	Some	Not too	Not at all		APPLIES	DOESN'T APPLY
• Self-absorbed.....	49%	15	11	18	7	64%	29
<i>June-1 2020</i>	47%	16	11	20	6	63%	30
<i>May-25 2020</i>	50%	15	11	18	5	65%	30
<i>April-8 2020</i>	42%	15	13	20	9	58%	33
Latest Data by Party Dem	76%	10	3	6	5	86%	8
Latest Data by Party Ind	50%	18	11	12	9	68%	23
Latest Data by Party Rep	15%	20	21	35	9	36%	56
Latest Data by Race Afr Am	64%	10	5	8	13	74%	13
Latest Data by Race Hisp	57%	17	7	12	7	74%	19
Latest Data by Race White	45%	16	12	21	6	60%	34
• Unprepared.....	46%	17	13	19	5	63%	32
<i>June-1 2020</i>	46%	16	14	20	4	62%	34
<i>May-25 2020</i>	46%	17	13	21	4	62%	33
<i>March-23 2020</i>	38%	21	11	21	8	59%	32
Latest Data by Party Dem	75%	14	5	4	3	89%	9
Latest Data by Party Ind	46%	24	11	14	6	69%	25
Latest Data by Party Rep	11%	19	22	39	8	31%	61
Latest Data by Race Afr Am	67%	12	7	8	6	79%	15
Latest Data by Race Hisp	53%	19	7	15	5	72%	23
Latest Data by Race White	41%	17	14	22	5	58%	37
• Chaotic.....	43%	17	12	21	7	60%	33
<i>June-1 2020</i>	43%	17	15	21	4	60%	35
<i>May-25 2020</i>	42%	18	13	22	5	59%	36
<i>March-23 2020</i>	31%	20	13	23	13	51%	36
Latest Data by Party Dem	70%	17	6	3	4	87%	9
Latest Data by Party Ind	42%	20	9	19	10	62%	28
Latest Data by Party Rep	11%	17	20	43	9	28%	63
Latest Data by Race Afr Am	61%	18	5	8	8	78%	13
Latest Data by Race Hisp	51%	19	7	15	8	70%	22
Latest Data by Race White	39%	17	14	24	6	56%	38
• Irresponsible.....	43%	13	13	26	6	55%	39
<i>June-1 2020</i>	46%	12	10	29	4	57%	39
<i>May-25 2020</i>	42%	16	11	27	4	57%	38
<i>March-23 2020</i>	31%	17	12	31	10	47%	43
Latest Data by Party Dem	72%	14	6	5	4	85%	11
Latest Data by Party Ind	41%	19	12	21	7	60%	33
Latest Data by Party Rep	9%	10	21	53	7	19%	74
Latest Data by Race Afr Am	61%	16	4	9	10	77%	13
Latest Data by Race Hisp	54%	16	7	18	4	70%	25
Latest Data by Race White	38%	12	15	30	5	50%	45
• Racist.....	34%	14	9	35	7	49%	44
Latest Data by Party Dem	59%	21	7	6	7	80%	13
Latest Data by Party Ind	28%	13	11	33	15	41%	44
Latest Data by Party Rep	6%	7	11	69	6	13%	80
Latest Data by Race Afr Am	52%	19	6	12	12	71%	17
Latest Data by Race Hisp	48%	15	9	22	6	63%	31
Latest Data by Race White	29%	13	10	41	7	42%	51

* Prior to 6/4: Please indicate how well each of the following words or phrases apply to Donald Trump's response to coronavirus.

B5. Please indicate how well each of the following words or phrases apply to the way Donald Trump is handling his job as President.*

	APPLIES		DOESN'T APPLY		Not sure	NET	
	<u>Very</u>	<u>Some</u>	<u>Not too</u>	<u>Not at all</u>		<u>APPLIES</u>	<u>DOESN'T APPLY</u>
• Serious	27%	19	14	35	5	46%	49
<i>June-1 2020</i>	25%	21	14	38	3	45%	51
<i>May-25 2020</i>	26%	20	17	33	4	45%	51
<i>March-23 2020</i>	32%	22	15	21	9	54%	37
Latest Data by Party Dem	9%	9	20	60	3	17%	79
Latest Data by Party Ind	18%	22	21	32	8	40%	53
Latest Data by Party Rep	51%	31	6	7	6	82%	12
Latest Data by Race Afr Am	10%	11	17	55	7	21%	72
Latest Data by Race Hisp	17%	11	19	47	6	28%	66
Latest Data by Race White	31%	22	13	30	4	53%	43
• Presidential	22%	19	11	44	5	40%	55
<i>June-1 2020</i>	23%	20	9	45	4	43%	54
<i>May-25 2020</i>	23%	18	13	40	5	41%	54
<i>March-23 2020</i>	28%	20	13	29	10	48%	42
Latest Data by Party Dem	6%	5	9	75	5	11%	84
Latest Data by Party Ind	16%	19	15	44	7	34%	59
Latest Data by Party Rep	42%	35	11	8	4	77%	19
Latest Data by Race Afr Am	8%	8	8	66	10	16%	74
Latest Data by Race Hisp	17%	13	10	52	7	30%	63
Latest Data by Race White	25%	22	11	40	3	46%	50
• Competent	22%	18	12	43	6	39%	54
<i>June-1 2020</i>	20%	21	11	42	5	42%	53
<i>May-25 2020</i>	24%	20	12	38	7	44%	50
<i>March-23 2020</i>	27%	20	13	31	10	47%	43
Latest Data by Party Dem	5%	6	13	72	4	11%	85
Latest Data by Party Ind	15%	16	20	40	9	31%	61
Latest Data by Party Rep	43%	33	8	8	8	76%	16
Latest Data by Race Afr Am	8%	10	12	61	9	18%	73
Latest Data by Race Hisp	15%	11	13	54	8	26%	66
Latest Data by Race White	25%	20	12	38	5	45%	50
• Honest	20%	19	10	45	6	39%	55
<i>June-1 2020</i>	21%	20	9	45	5	41%	54
<i>May-25 2020</i>	22%	17	13	42	5	39%	56
<i>March-23 2020</i>	25%	20	13	31	11	45%	44
Latest Data by Party Dem	4%	5	11	76	3	9%	88
Latest Data by Party Ind	18%	15	15	43	10	33%	58
Latest Data by Party Rep	39%	37	7	9	8	76%	16
Latest Data by Race Afr Am	3%	8	11	68	9	12%	79
Latest Data by Race Hisp	13%	12	11	58	6	25%	69
Latest Data by Race White	23%	23	9	40	5	46%	49

B5. Please indicate how well each of the following words or phrases apply to the way Donald Trump is handling his job as President.*

	APPLIES		DOESN'T APPLY		Not sure	NET	
	<u>Very</u>	<u>Some</u>	<u>Not too</u>	<u>Not at all</u>		<u>APPLIES</u>	<u>DOESN'T APPLY</u>
• Compassionate	17%	17	12	48	5	35%	60
June-1 2020	20%	18	13	45	5	38%	58
May-25 2020	21%	20	13	41	5	40%	54
April-15 2020	25%	18	16	35	6	43%	50
Latest Data by Party Dem	4%	4	9	79	3	9%	89
Latest Data by Party Ind	15%	13	20	45	7	28%	65
Latest Data by Party Rep	34%	34	14	10	7	68%	25
Latest Data by Race Afr Am	6%	5	11	68	10	10%	80
Latest Data by Race Hisp	12%	11	13	58	7	23%	71
Latest Data by Race White	20%	21	12	43	4	41%	55

Q57_5. [N SIZE = 800 / IF APPLIES ON CHAOTIC, UNPREPARED, IRRESPONSIBLE, SELF-ABSORBED OR DOESN'T APPLY ON COMPETENT, COMPASSIONATE, HONEST, PRESIDENTIAL, SERIOUS] And, which FOUR of the following words best describes what concerns you most about Trump's response to the coronavirus pandemic?

	June-8	Latest Data by Party			Latest Data by Race		
		<u>Dem</u>	<u>Ind</u>	<u>Rep</u>	<u>Afr Am</u>	<u>Hisp</u>	<u>White</u>
Unprepared.....	57%	49%	62%	70%	51%	55%	57%
Incompetent.....	55	67	51	29	50	55	56
Self-absorbed.....	51	47	49	59	35	44	54
Irresponsible.....	47	55	45	33	47	49	47
Uncompassionate.....	35	32	35	41	39	27	35
Dishonest.....	35	44	32	16	42	42	32
Chaotic.....	34	22	33	60	24	30	38
Not serious.....	34	22	42	56	29	30	35
Unpresidential.....	33	35	35	29	40	38	32
Racist.....	20	27	16	5	42	32	13

B11_11. Changing gears...please read the statements below about the Trump administration's handling of recent events and indicate whether it raises very serious concerns, somewhat serious concerns, or minor concerns. If you don't believe the statement, please choose that option.

	SERIOUS CONCERNS		Minor	Don't believe	NET <u>SERIOUS CONCERNS</u>
	<u>Very</u>	<u>Some</u>			
• At a time when we need leadership and compassion from our president to bring people together, Donald Trump is pouring fuel on the fire on the situation, making things worse and only adding to chaos and violence with his inflammatory words and actions.	50%	12	8	30	62%
Latest Data by Party Dem	82%	12	3	4	94%
Latest Data by Party Ind	48%	18	10	24	65%
Latest Data by Party Rep	12%	12	13	64	23%
Latest Data by Race Afr Am	72%	12	6	10	84%
Latest Data by Race Hisp	60%	14	6	19	74%
Latest Data by Race White	45%	12	8	35	57%

B11_11. Changing gears...please read the statements below about the Trump administration's handling of recent events and indicate whether it raises very serious concerns, somewhat serious concerns, or minor concerns. If you don't believe the statement, please choose that option.

	SERIOUS CONCERNS		Minor	Don't believe	NET SERIOUS CONCERNS
	Very	Some			
<ul style="list-style-type: none"> As crises in America build, Trump continues to divide us, pitting Americans against each other and refusing to play the role of a president who unites the nation. Trump knows no other way and his reaction to every event is the same - to divide and attack people who disagree with him. 	49%	13	6	33	62%
Latest Data by Party Dem	81%	12	3	4	93%
Latest Data by Party Ind	47%	16	12	25	63%
Latest Data by Party Rep	11%	13	7	69	24%
Latest Data by Race Afr Am	69%	18	4	10	86%
Latest Data by Race Hisp	58%	14	8	19	73%
Latest Data by Race White	44%	12	6	38	56%
<ul style="list-style-type: none"> Recent events have made it clear that Donald Trump only cares about himself and his power, and not the people of this country. Whether it's his repeated ignoring of medical experts on the pandemic because he thinks he knows best, or his tear-gassing of innocent protesters for a photo op, it's clear Donald Trump just cares about himself and not you. 	50%	11	6	33	61%
Latest Data by Party Dem	82%	11	3	4	93%
Latest Data by Party Ind	50%	14	13	23	64%
Latest Data by Party Rep	12%	11	8	70	22%
Latest Data by Race Afr Am	75%	12	5	7	88%
Latest Data by Race Hisp	61%	12	5	22	74%
Latest Data by Race White	44%	11	6	38	55%
<ul style="list-style-type: none"> Trump's different responses to armed protests at state capitol buildings and the current protests only highlight his callousness on the issue of racism. When people with guns protested stay-at-home orders at state capitols, Trump called them "very good people." Now, he's calling the people protesting against police violence "thugs." 	47%	14	10	29	61%
Latest Data by Party Dem	81%	10	4	4	91%
Latest Data by Party Ind	44%	19	13	24	64%
Latest Data by Party Rep	7%	17	16	61	24%
Latest Data by Race Afr Am	74%	12	6	8	86%
Latest Data by Race Hisp	58%	17	8	18	75%
Latest Data by Race White	41%	14	11	34	55%
<ul style="list-style-type: none"> Trump has given up on combating the coronavirus, and instead turned his attention to protests in major cities across America with a response that has been heavy-handed and over the top, threatening to turn the military on citizens and tear gassing protesters. 	45%	15	10	30	59%
Latest Data by Party Dem	75%	15	5	5	90%
Latest Data by Party Ind	43%	20	16	22	62%
Latest Data by Party Rep	9%	13	16	63	22%
Latest Data by Race Afr Am	68%	20	4	8	87%
Latest Data by Race Hisp	56%	17	7	20	72%
Latest Data by Race White	39%	13	12	35	53%

B11_11. Changing gears...please read the statements below about the Trump administration's handling of recent events and indicate whether it raises very serious concerns, somewhat serious concerns, or minor concerns. If you don't believe the statement, please choose that option.

	SERIOUS CONCERNS		Minor	Don't believe	NET SERIOUS CONCERNS
	Very	Some			
• Trump is a weak and thin-skinned leader who lashes out whenever he is criticized. When Americans were protesting outside of the White House, he hid in his bunker and turned the lights off. Then when people criticized him for that, he tear-gassed the protesters the next day.....	46%	13	6	35	59%
Latest Data by Party Dem	75%	15	3	6	91%
Latest Data by Party Ind	47%	16	10	27	63%
Latest Data by Party Rep	11%	9	9	71	20%
Latest Data by Race Afr Am	72%	13	5	11	85%
Latest Data by Race Hisp	57%	16	8	19	73%
Latest Data by Race White	41%	12	7	40	53%
• Trump has failed to lead on every major crisis America has been confronted with recently, from the coronavirus pandemic to the protests over the police killings of Black Americans. On both, Trump is refusing to show leadership and failing to address Americans' pain and suffering.....	47%	12	7	34	59%
Latest Data by Party Dem	78%	14	3	4	92%
Latest Data by Party Ind	43%	20	14	24	63%
Latest Data by Party Rep	11%	7	9	73	18%
Latest Data by Race Afr Am	70%	16	5	9	86%
Latest Data by Race Hisp	56%	15	8	21	71%
Latest Data by Race White	42%	11	7	41	53%

Q77. And, which of the following best describes your concerns about what Trump is currently doing in response to the major crises facing the country:

	June-8	Latest Data by Party			Latest Data by Race		
		Dem	Ind	Rep	Afr Am	Hisp	White
Failing to lead the country	26%	39%	35%	9%	40%	38%	22%
Cares about himself and not people.....	25	39	22	10	32	25	24
Turning Americans against each other.....	23	35	27	8	27	29	22
Causing more chaos	20	31	21	8	32	21	19
Pouring fuel on the fire	20	29	20	10	29	25	18
None of these concern me	34	4	27	73	10	22	40

QP52. Now you will see some images. Please indicate if you have a positive or negative impression of what is happening in this image.



Latest Data by Party Dem
 Latest Data by Party Ind
 Latest Data by Party Rep
 Latest Data by Race Afr Am
 Latest Data by Race Hisp
 Latest Data by Race White

POSITIVE		NEGATIVE		NET	
<u>Very</u>	<u>Some</u>	<u>Some</u>	<u>Very</u>	<u>POSITIVE</u>	<u>NEGATIVE</u>
59%	29	7	6	87%	13
64%	26	5	5	90%	10
49%	40	4	7	89%	11
55%	29	9	7	84%	16
60%	28	6	6	88%	12
60%	29	4	7	89%	11
59%	28	7	6	87%	13

36%	38	16	9	75%	25
53%	37	7	3	90%	10
27%	48	12	13	75%	25
19%	37	28	16	57%	43
66%	24	7	4	90%	10
45%	35	14	7	80%	20
31%	41	18	11	72%	28



Latest Data by Party Dem
 Latest Data by Party Ind
 Latest Data by Party Rep
 Latest Data by Race Afr Am
 Latest Data by Race Hisp
 Latest Data by Race White

QP52. Now you will see some images. Please indicate if you have a positive or negative impression of what is happening in this image.



Latest Data by Party Dem
 Latest Data by Party Ind
 Latest Data by Party Rep
 Latest Data by Race Afr Am
 Latest Data by Race Hisp
 Latest Data by Race White


POSITIVE		NEGATIVE		NET	
Very	Some	Some	Very	POSITIVE	NEGATIVE
31%	32	22	15	63%	37
47%	34	13	6	81%	19
24%	38	20	18	62%	38
14%	28	33	25	42%	58
63%	23	11	3	86%	14
37%	36	18	9	73%	27
26%	33	24	18	58%	42

17%	37	33	13	54%	46
22%	37	31	10	59%	41
14%	32	39	15	46%	54
13%	37	34	16	50%	50
42%	26	21	11	68%	32
18%	38	31	13	56%	44
13%	38	35	14	51%	49



Latest Data by Party Dem
 Latest Data by Party Ind
 Latest Data by Party Rep
 Latest Data by Race Afr Am
 Latest Data by Race Hisp
 Latest Data by Race White

QP52. Now you will see some images. Please indicate if you have a positive or negative impression of what is happening in this image.



Latest Data by Party Dem
 Latest Data by Party Ind
 Latest Data by Party Rep
 Latest Data by Race Afr Am
 Latest Data by Race Hisp
 Latest Data by Race White

POSITIVE		NEGATIVE		NET	
Very	Some	Some	Very	POSITIVE	NEGATIVE
15%	38	31	16	53%	47
16%	39	31	14	55%	45
9%	35	38	18	44%	56
14%	39	30	17	53%	47
29%	30	24	17	59%	41
16%	38	34	12	54%	46
12%	40	32	16	52%	48



Latest Data by Party Dem
 Latest Data by Party Ind
 Latest Data by Party Rep
 Latest Data by Race Afr Am
 Latest Data by Race Hisp
 Latest Data by Race White

22%	19	13	46	41%	59
4%	7	12	77	11%	89
13%	19	21	46	32%	68
45%	33	13	9	78%	22
11%	8	12	70	18%	82
15%	12	16	57	27%	73
24%	21	13	41	46%	54

For statistical purposes only, please answer the following questions.

D900Z. Thinking about the various sources of news available today, which of the following would you say are your main sources of news about politics and current events in the U.S.?

Local television	46%
Broadcast television news (CBS, NBC or ABC).....	41
Social media and websites where news is shared (such as Facebook, Twitter or YouTube)	38
Online news websites	35
Fox News.....	28
CNN	25
Your local newspaper	21
MSNBC.....	15
Radio	14
National newspapers.....	9
Other.....	5

DFNC. Please indicate how often you personally watch Fox News Channel.

Several hours a day.....	12%
Once a day	11
A few times a week.....	10
A few times a month	7
Rarely	22
Never	33
Don't know/Network is not available to me	5
REGULAR VIEWER (NET)	33%
IRREGULAR/NON-VIEWER (NET)	67

DFB. Please indicate how often you get news from a social media website [SUCH AS FACEBOOK, TWITTER OR YOUTUBE].

Several times a day	34%
Once a day	15
A few times a week.....	14
A few times a month	4
Rarely	12
Never	21
Don't know	1
REGULAR (NET).....	63%
IRREGULAR/NEVER (NET)	37

VCON. [IF VOTED IN 2018] And in the election for your representative in the U.S. House of Representatives, who did you vote for?

The Democratic candidate	53%
The Republican candidate.....	44
Another candidate	3

D902. [IF VOTED IN 2016] And in the 2016 election for President did you vote for Democrat Hillary Clinton, Republican Donald Trump, or another candidate?

Hillary Clinton	48%
Donald Trump.....	46
Another candidate	6

D103. Are you or anyone in your household an active or retired member of a labor union?

Yes, me	8%
Yes, someone in my household	6
Yes, both me and someone in my household	2
No	84
YES (NET).....	16%

D104. Are you or is anyone in your household a veteran, active military, or in the National Guard or Reserves?

Yes, me	8%
Yes, someone in my household	10
Yes, both me and someone in my household	1
No	82
YES (NET)	18%

D129. Which of the following best describes your current job or the last job you had:

White collar, like at a desk in an office	42%
Blue collar, like physical labor or working in a factory	23
Service industry, like working in a retail store or hospital	18
None of these	18

D900. And, for statistical purposes only, what would you say is your total annual family income before taxes?

Less than \$30,000	26%
\$30,000 - \$49,999	22
\$50,000 - \$59,999	10
\$60,000 - \$74,999	10
\$75,000 - \$99,999	13
\$100,000 - \$149,999	13
\$150,000 - \$199,999	4
\$200,000 and above	3

D140. Which best describes the area in which you live?

City	24%
Suburban area	46
Small town	14
Rural area	15

D105. When it comes to politics, do you generally think of yourself as:

Very liberal	14%
Somewhat liberal	19
Moderate	33
Somewhat conservative	19
Very conservative	16
LIBERAL (NET)	32%
CONSERVATIVE (NET)	35

D200. What is your religious background?

Protestant/Christian	46%
Catholic	22
Jewish	3
Muslim	1
None/Atheist/Agnostic	21
Other	7

D202. [IF CHRISTIAN OR CATHOLIC] Do you consider yourself a born again or evangelical Christian?

Yes	38%
No	62

D203. When it comes to attending religious services, do you attend every week, a few times a month, about once a month, a few times a year, rarely, or never?

Every week	25%
A few times a month	10
About once a month	3
A few times a year	11
Rarely	27
Never	25

D100. What is your gender?	Male	47%
	Female	53
REGION. What state do you live in?	Northeast	18%
	Midwest	23
	South	38
	West	21
DRACE. To ensure we have a representative sample, please indicate your race. [IF BLACK/WHITE/OTHER] Do you consider yourself a Hispanic, Latino, or Spanish-speaking American?	Black/African-American	13%
	White/Caucasian	74
	Hispanic/Latino	9
	Asian-American	3
	Native American	*
	Other	1
D102. What is the last grade of school or level of education you completed?	Did not complete high school	2%
	Graduated high school	30
	Attended technical or vocational school	4
	Attended some college but no degree	18
	Graduated two-year college with Associate's degree	10
	Graduated four-year college with Bachelor's degree	24
	Obtained Master's, PhD, or other professional degree	12
D120. What is your current employment status as of right now?	Employed full time	38%
	Employed part time	11
	Not employed, but looking for work	13
	Retired	24
	Student	4
	Homemaker	5
	Other	6
D120X. [IF EMPLOYED] And are you self-employed or an independent contractor?	Self-employed/independent contractor	19%
	Not self-employed/independent contractor	81
D106. What is your current marital status?	Married	44%
	Not married but living with partner	6
	Never married and not living with partner	4
	Single, never married	30
	Divorced or separated	12
	Widowed	5
D110. Do you have children under the age of 18 living at home with you?	Yes	25%
	No	75
DAGE. What is your age?	18-29	17%
	30-44	24
	45-54	17
	55-64	18
	65+	23