

navigating.* coronavirus

Update:

Friday, June 12, 2020



Communicating in
Crisis

Key takeaways:

- Americans overwhelmingly believe the country is in crisis, pointing to both the ongoing pandemic and the protests following George Floyd's death.
- While Democrats are most worried about police violence and others not observing precautions like social distancing, Republicans are more worried about rioting and looting.
- The public remains cautious in their approach to reopening, while a plurality say their state is getting it about right.

Vast Majority Say Country is in "State of Crisis"

Nearly nine in ten Americans believe that the country is in crisis generally.

- While Democrats are most likely to believe the country is in crisis (96%), the sentiment is shared by four in five Republicans (79%).

Generally speaking, do you think the country is in a state of crisis right now or not?



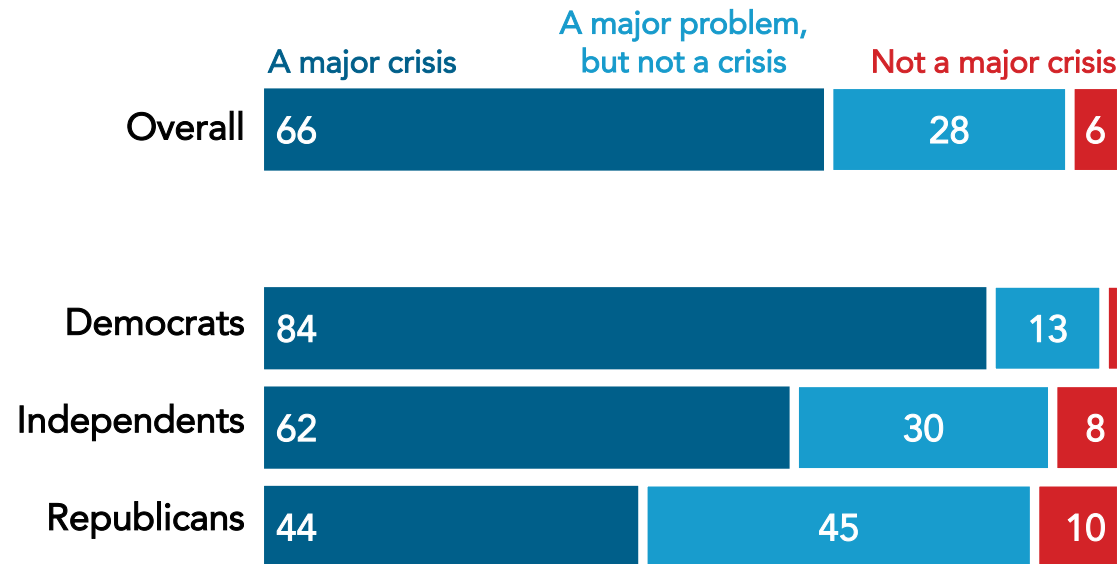
Nationwide survey of 1,608 registered voters; June 4-8, 2020.
For more info, visit navigatorresearch.org

More than Nine in Ten Believe Pandemic & Protests are Major Crises or Problems

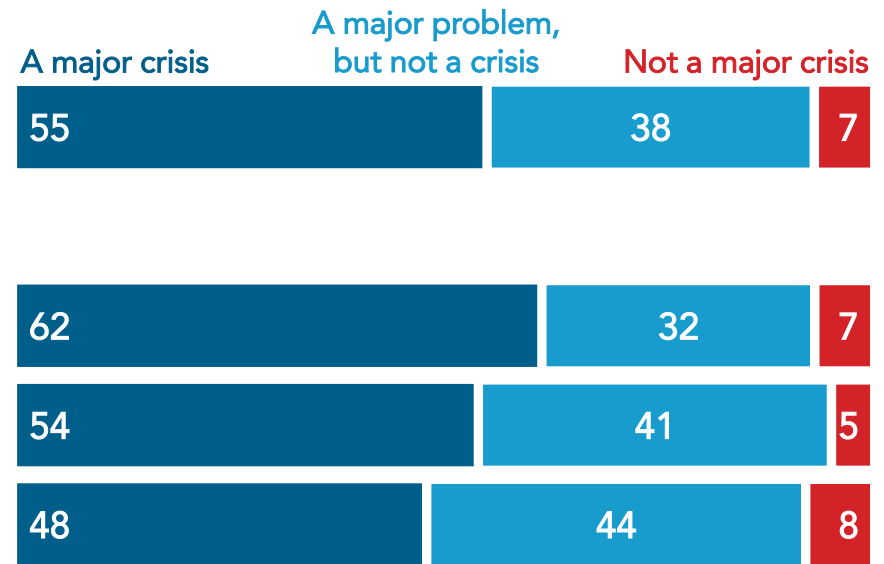
While a vast majority of Americans across party lines say that both the pandemic and recent protests are major crises or problems, Democrats are more likely to say each is a “major crisis” than independents or Republicans.

- African Americans are more likely to describe each as a “major crisis.” On the pandemic specifically, 80% say that it is a major crisis, compared to 68% of Hispanics and 62% of whites.

Would you say the coronavirus pandemic is best described as...



Would you say the situation around protests in response to the death of George Floyd is best described as...



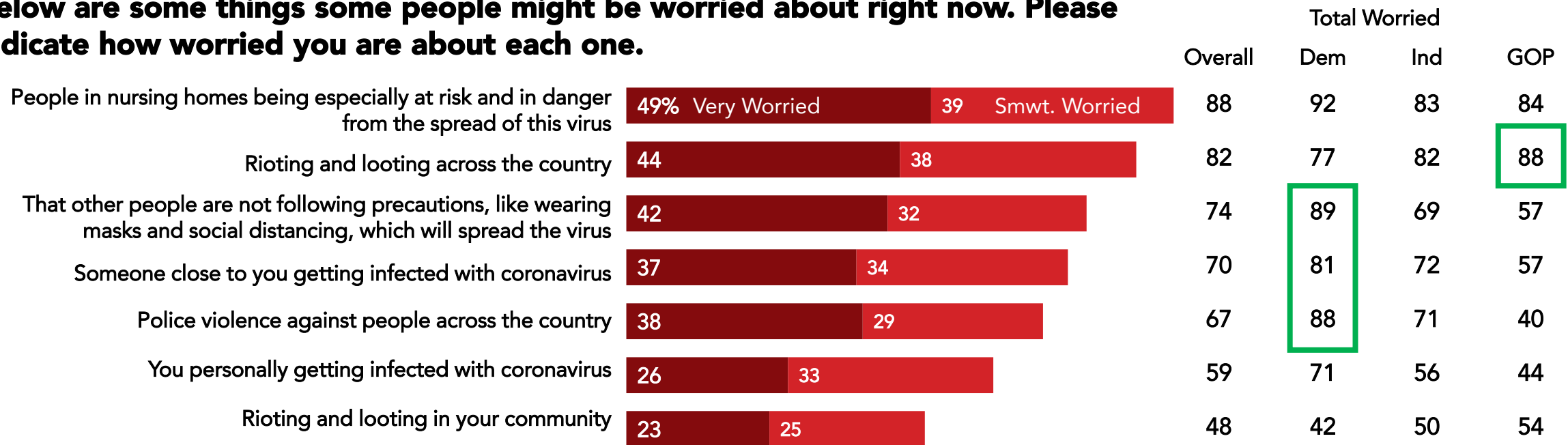
Nationwide survey of 1,608 registered voters; June 4-8, 2020.
For more info, visit navigatorresearch.org

Democrats More Worried About Social Distancing, Police Violence; GOP Most Worried About Rioting and Looting

Across party lines, Americans are worried about nursing home vulnerability to coronavirus. Democrats are more worried about others not social distancing and police violence while Republicans are most worried about rioting and looting.

- Worries about “police violence against people across the country” are highly partisan: while 88% of Democrats are worried about this issue, only 71% of independents and 40% of Republicans say the same.

Below are some things some people might be worried about right now. Please indicate how worried you are about each one.



Nationwide survey of 1,608 registered voters; June 4-8, 2020. For more info, visit navigatorresearch.org

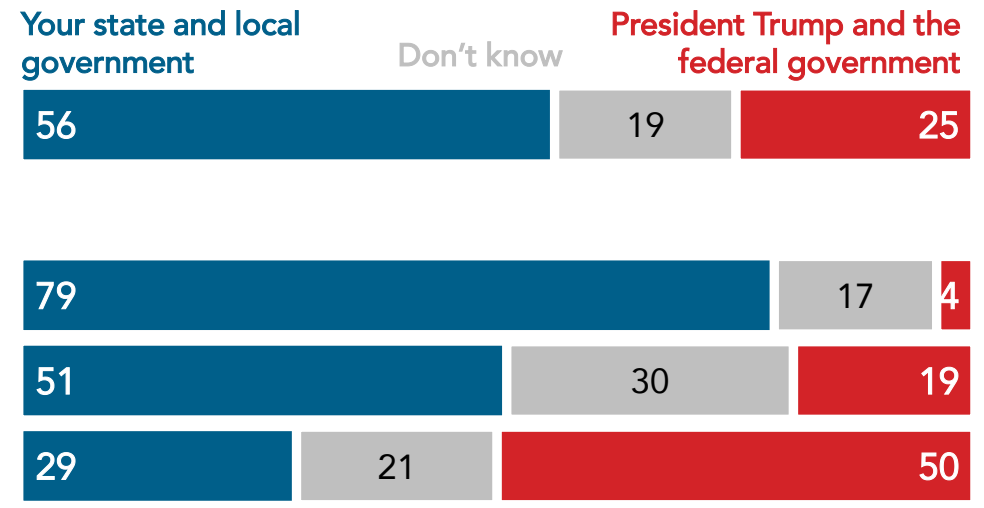
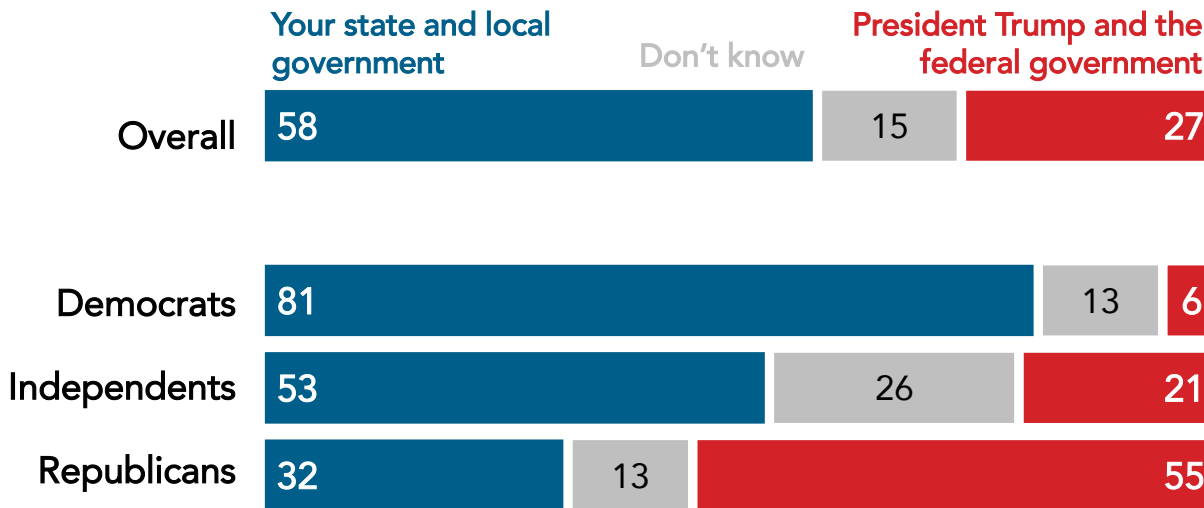
Majorities Trust State and Local Government More Than Trump to Handle Protests as Well as Coronavirus

More than half of Americans trust their state and local government more than Trump to handle the pandemic response and the response to the protests that have followed the death of George Floyd.

- Even among Republicans, nearly a third trust their state and local government more to handle the pandemic (32%) and the recent protests (29%).

Please indicate who you trust more to handle the government's response to the coronavirus pandemic.

Please indicate who you trust more to handle the government's response regarding the protests over the death of George Floyd.



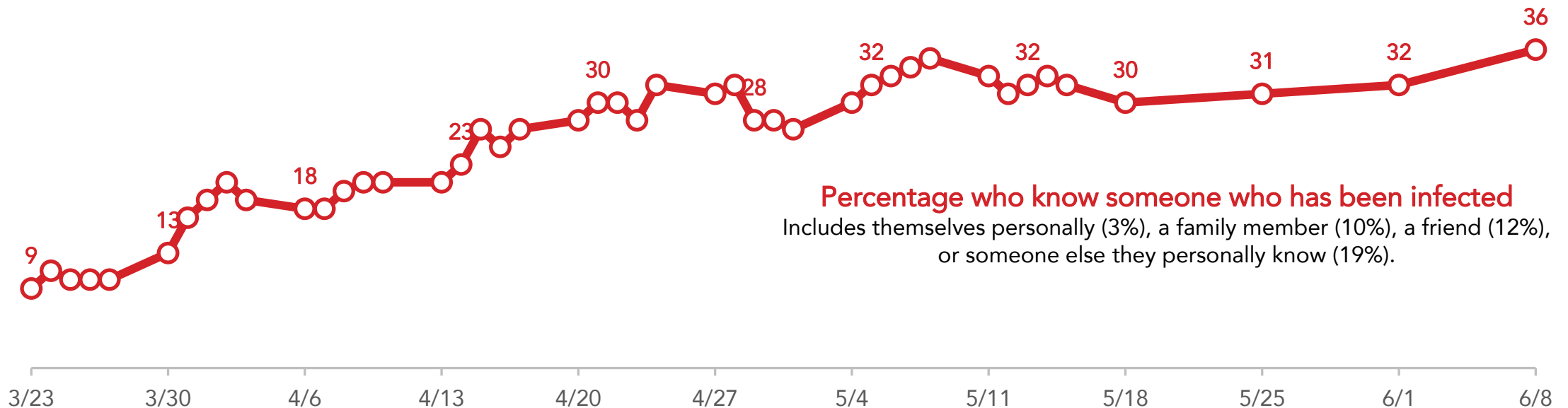
Nationwide survey of 1,608 registered voters; June 4-8, 2020. For more info, visit navigatorresearch.org

More Than a Third Now Know Someone Who Has Been Infected with Coronavirus

36% of Americans now know someone who has been infected with coronavirus, four times the percentage who knew someone infected on our first day of tracking on March 23.

- Among Democrats, 38% know someone who has been infected, while 34% of Republicans and 32% of independents say the same. Nearly two in five (39%) African Americans also know someone.
- 48% of Northeasterners report knowing someone who has been infected, while only 28% of Westerners do.

Do you know anyone who has been infected with coronavirus?



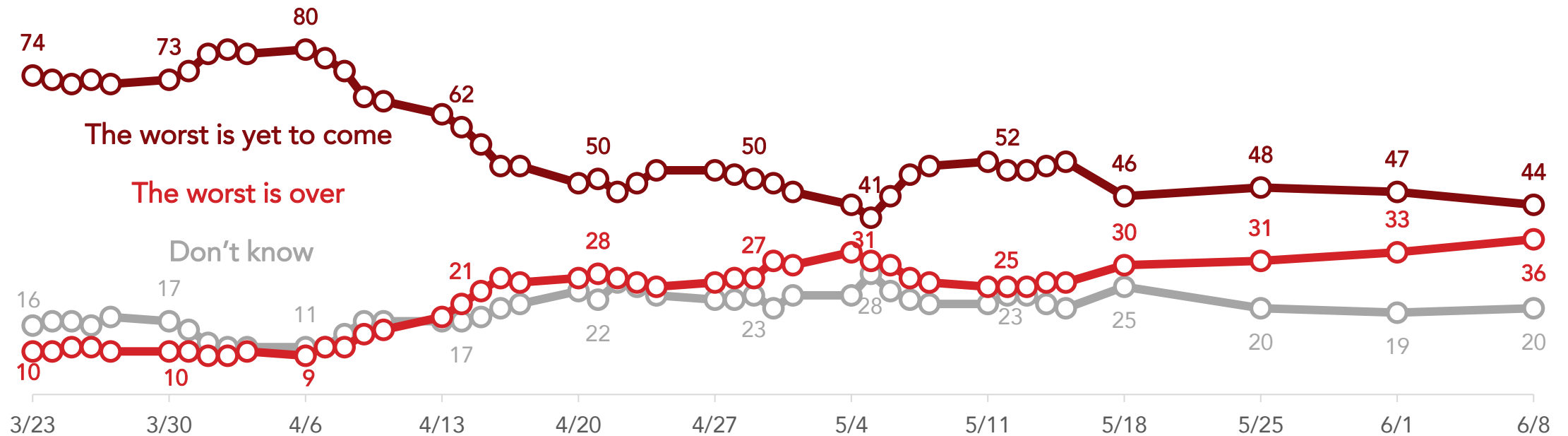
Nationwide surveys of registered voters; Each wave represents approximately 1,000 interviews taken over the prior three days. Latest wave conducted June 4-June 8, 2020. For more info, visit navigatorresearch.org

Declining Belief the “Worst is Yet to Come” in the Pandemic

While still a plurality believe that the worst is yet to come, the share who believe this has declined by 36 points since our April 6 tracking release.

- Democrats (61% worst is yet to come), African Americans (59%), and Hispanics (53%) are driving the share of Americans who say the worst is yet to come in the pandemic.

When it comes to the coronavirus pandemic in the United States, do you personally think that...



Nationwide surveys of registered voters; Each wave represents approximately 1,000 interviews taken over the prior three days. Latest wave conducted June 4-June 8, 2020. For more info, visit navigatorresearch.org

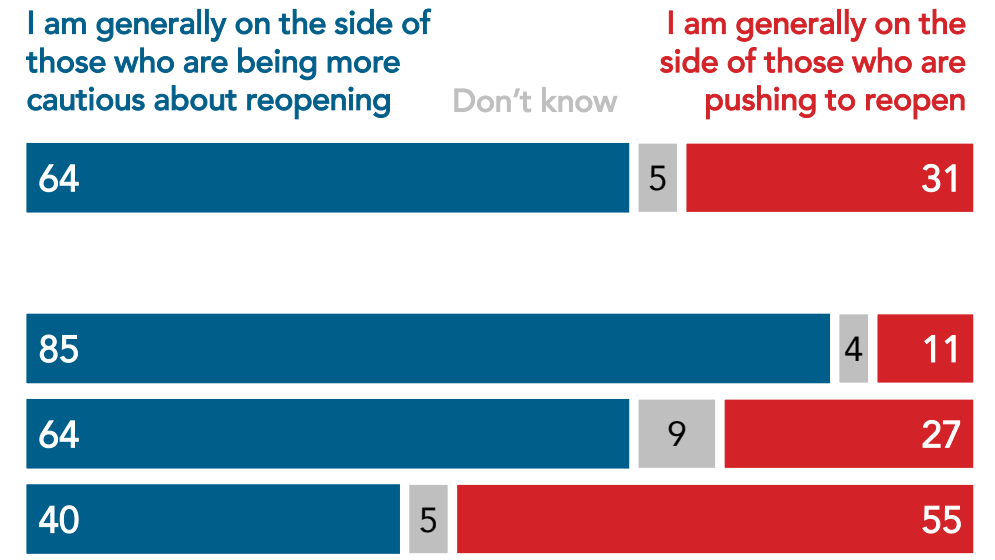
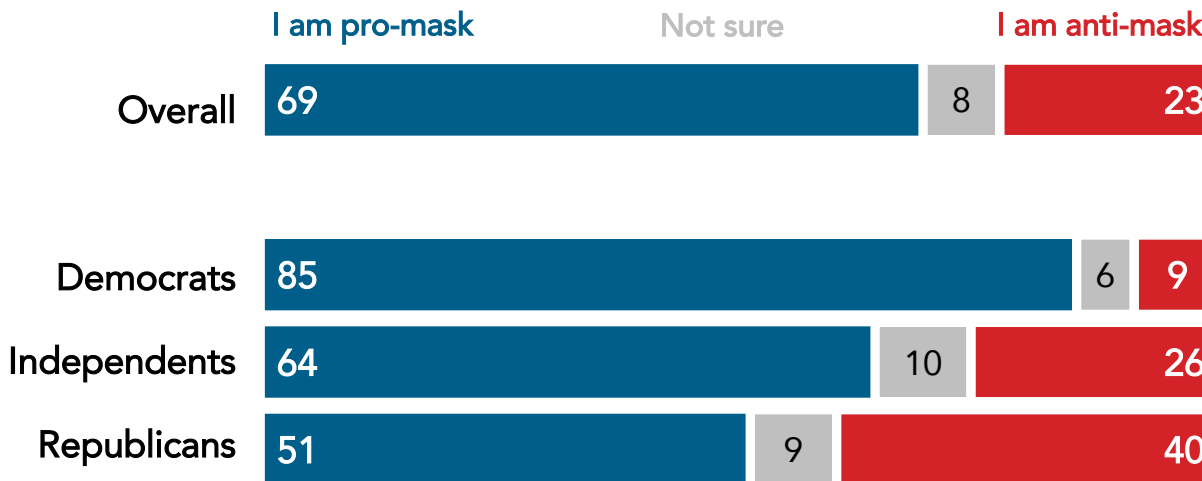
Public Remains Pro-Mask and Cautious About Reopening

More than two in three Americans say they are pro-mask and more than three in five say they are more on the side of being cautious about reopening than pushing to reopen.

- Nearly four in five African Americans (79%) and Hispanics (79%) say they are pro-mask, while only 65% of whites say the same.

If you had to choose, would you say that you are generally pro-mask or anti-mask?

As you may know, decisions around how and when to reopen are complicated. But generally speaking, which side are you on?



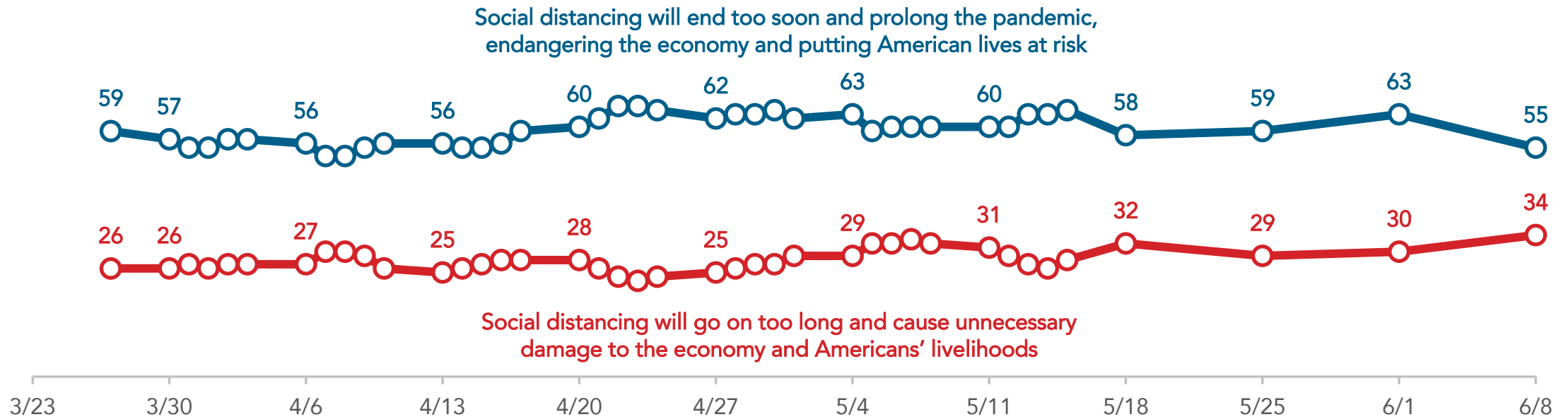
Nationwide survey of 1,608 registered voters; June 4-8, 2020.
For more info, visit navigatorresearch.org

Majority Still Concerned Social Distancing Will End Too Soon

While there has been a downtick in concern that social distancing will end too soon and prolong the pandemic, a majority continue to find it more concerning than social distancing going too long and hurting the economy.

- Among independents, 53% remain more concerned that social distancing will end too soon and prolong the pandemic, while only 34% are more concerned it will go on too long.

When it comes to social distancing and the coronavirus pandemic, which of the following concerns you more right now?



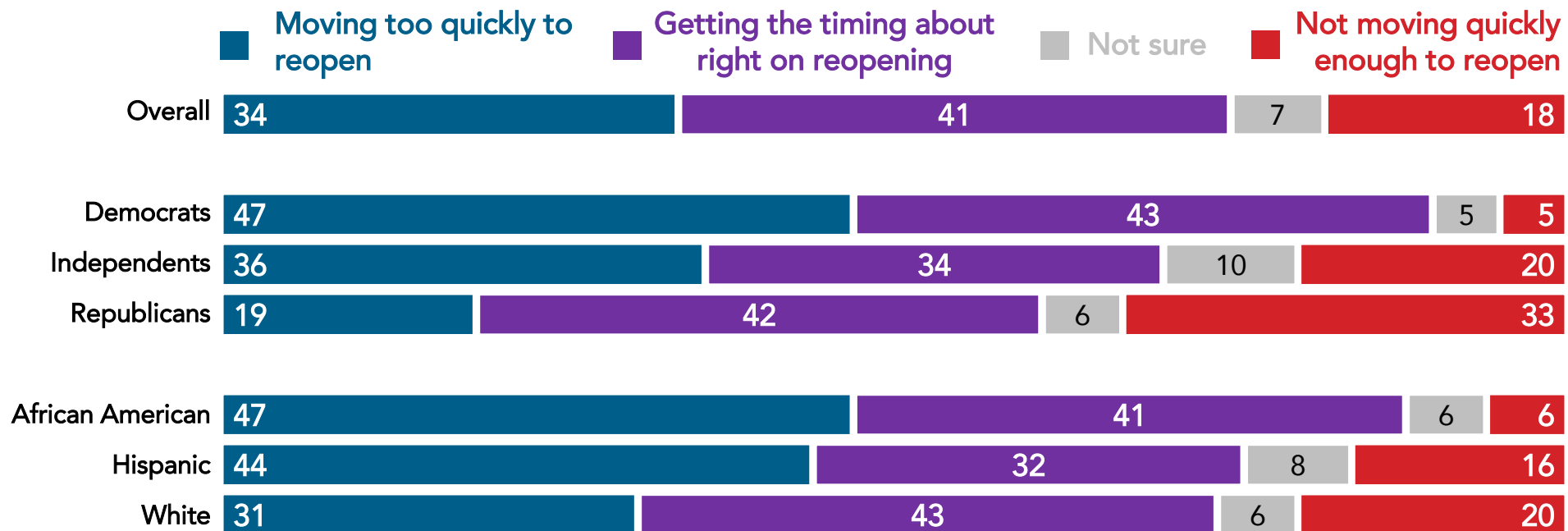
Nationwide surveys of registered voters; Each wave represents approximately 1,000 interviews taken over the prior three days. Latest wave conducted June 4-June 8, 2020. For more info, visit navigatorresearch.org

Plurality Feel Home State Getting Reopening About Right

Two in five say their state is moving about right on reopening; a third still think their state is moving too quickly.

- Republicans are driving the share of Americans who think their state is not moving quickly enough to reopen: among very conservative Republicans, 39% think that their state is not reopening quickly enough.

When it comes to relaxing social distancing measures and reopening, would you say that [STATE] is...



Nationwide survey of 1,608 registered voters; June 4-8, 2020.
For more info, visit navigatorresearch.org

navigating* CORONAVIRUS

About Navigator

In a world where the news cycle is the length of a tweet, our leaders often lack the real-time public-sentiment analysis to shape the best approaches to talking about the issues that matter the most. Navigator is designed to act as a consistent, flexible, responsive tool to inform policy debates by conducting research and reliable guidance to inform allies, elected leaders, and the press. Navigator is a project led by pollsters from Global Strategy Group and GBAO along with an advisory committee, including: Andrea Purse, progressive strategist; Arkadi Gerney, The Hub Project; Joel Payne, The Hub Project; Christina Reynolds, EMILY's List; Delvone Michael, Working Families; Felicia Wong, Roosevelt Institute; Mike Podhorzer, AFL-CIO; Jesse Ferguson, progressive strategist; Navin Nayak, Center for American Progress Action Fund; Stephanie Valencia, EquisLabs; and Melanie Newman, Planned Parenthood Action Fund.

About the Study

Global Strategy Group conducted a public opinion survey among a sample of 1,010 registered voters conducted June 4-June 8, 2020. 343 additional interviews were conducted among independents with no partisan lean. 200 additional interviews were conducted among African American voters. 271 additional interviews were conducted among Hispanic voters. The survey was conducted online, recruiting respondents from multiple opt-in online panel vendors. Respondents were verified against a voter file and special care was taken to ensure the demographic composition of our sample matched that of the national registered voter population across a variety of demographic variables.

For Press inquiries contact:

press@navigatorresearch.org

To learn more about Navigator:

<http://navigatorresearch.org>

@NavigatorSurvey on Twitter

navigator*