

# navigator\*

navigating\*  
coronavirus

navigating  
the vote\*



Update:  
Thursday, October 15

## Communicating in Crisis

## Key takeaways:

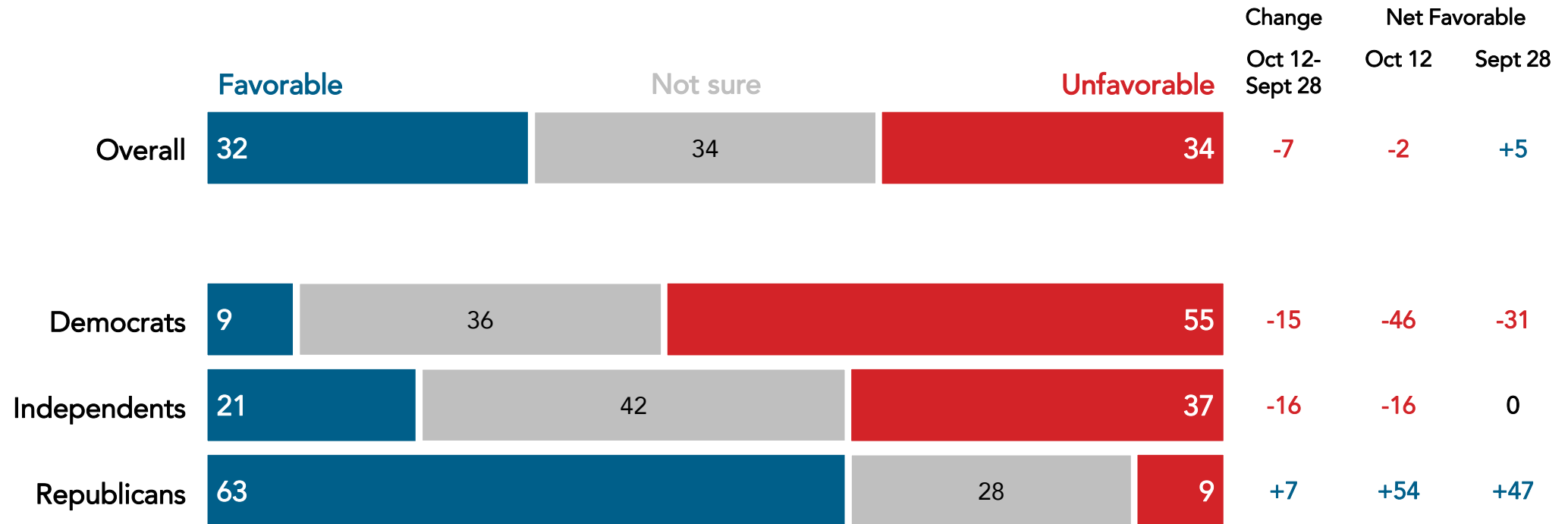
- With the Supreme Court hearings underway, the public remains opposed to a potential rollback of the ACA.
- Americans conflicted about Trump see the most urgent need for relief to prevent small business closures, to fund state and local programs, and for stimulus checks.
- A \$2.4 trillion coronavirus relief package is overwhelmingly supported, and Trump gets more blame for no deal.

# Amy Coney Barrett Favorability Ratings Decline

Over the last two weeks, Amy Coney Barrett's net favorability ratings have decreased by 7 points.

- Among Democrats and independents, Amy Coney Barrett's net favorability ratings have decreased by 15 and 16 points respectively, while among Republicans, net favorability has improved by 7 points.

**Please indicate whether you have a favorable or unfavorable view of:** Amy Coney Barrett.



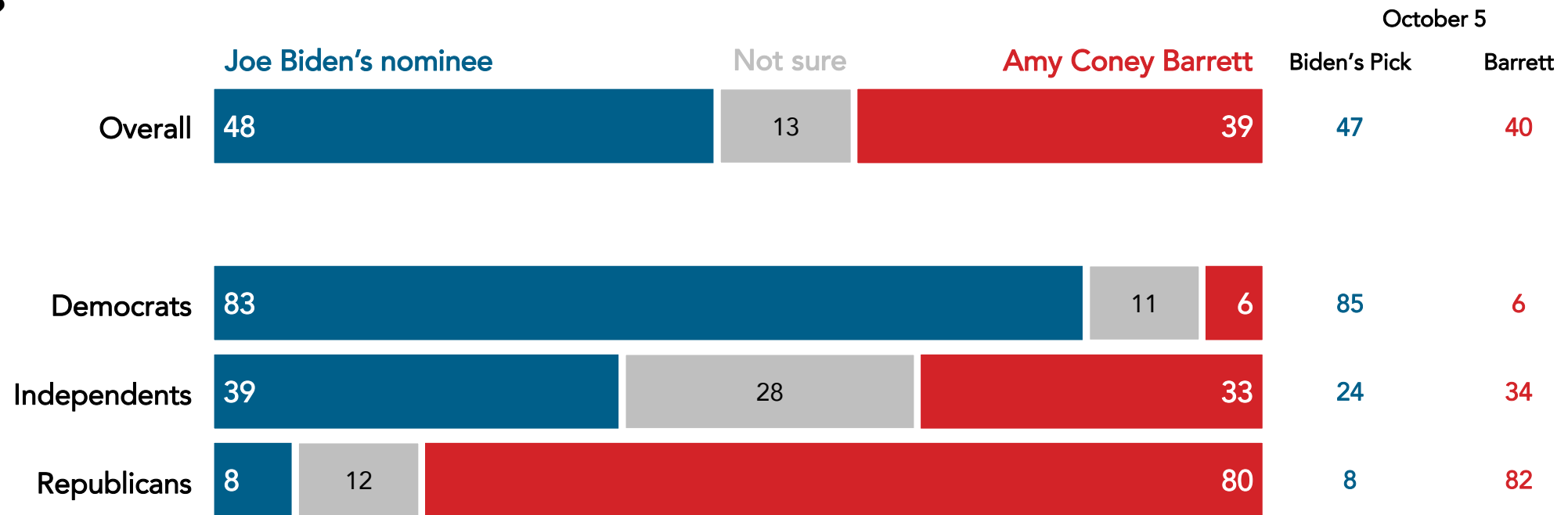
Nationwide surveys of registered voters; Each wave represents approximately 1,000 interviews taken over the prior three-five days. Latest wave conducted October 8-12, 2020. For more info, visit [navigatorresearch.org](http://navigatorresearch.org)

# More Americans Continue to Prefer Having a Biden Nominee Fill SCOTUS Vacancy Over Amy Coney Barrett

Since last week, a near-majority continue to prefer Biden's Supreme Court nominee over Barrett.

- Among independents, preference for Biden's pick over Barrett has grown 15 points since last week (from 24% to 39%).

**If you could choose, would you prefer to have Donald Trump's nominee Amy Coney Barrett confirmed to the Supreme Court, or would you prefer to have Joe Biden choose Ruth Bader Ginsburg's replacement on the Court?**



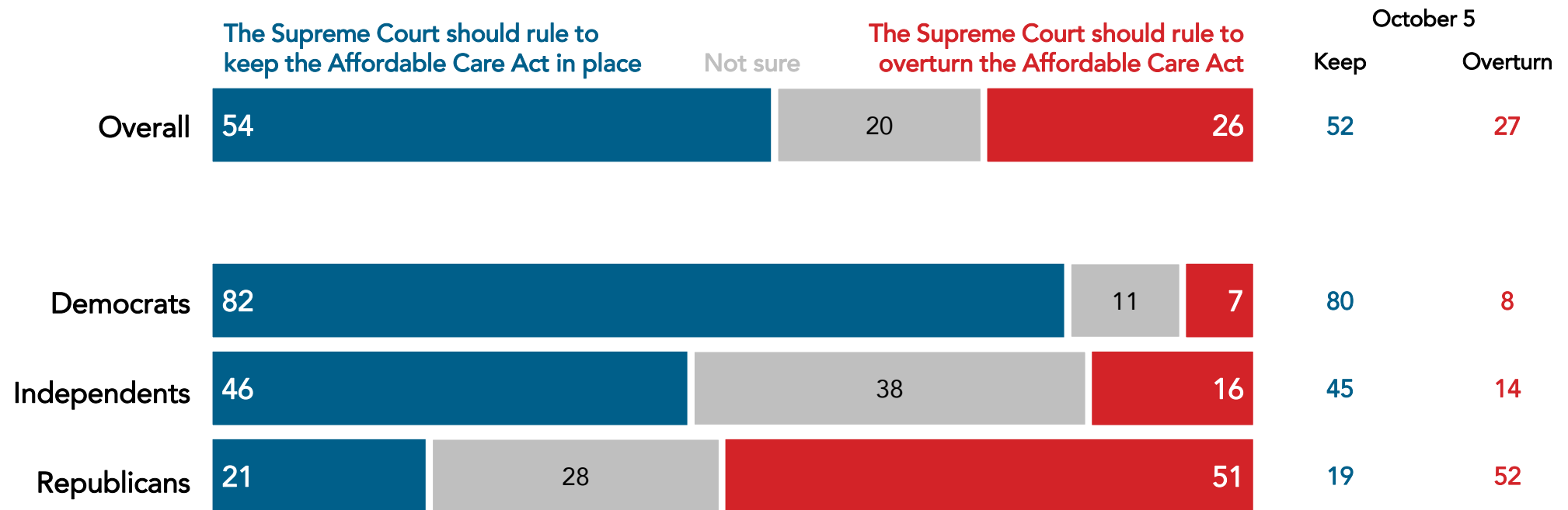
Nationwide surveys of registered voters; Each wave represents approximately 1,000 interviews taken over the prior three-five days. Latest wave conducted October 8-12, 2020. For more info, visit [navigatorresearch.org](http://navigatorresearch.org)

# Overturing the Affordable Care Act Remains Unpopular

A majority of Americans continue to believe the Supreme Court should not overturn the ACA.

- Among independents, 46% support keeping the ACA in place while only one in six (16%) support overturning it.

**As you may know, there is a case currently before the Supreme Court about whether or not to overturn the Affordable Care Act. What do you think should happen on this?**

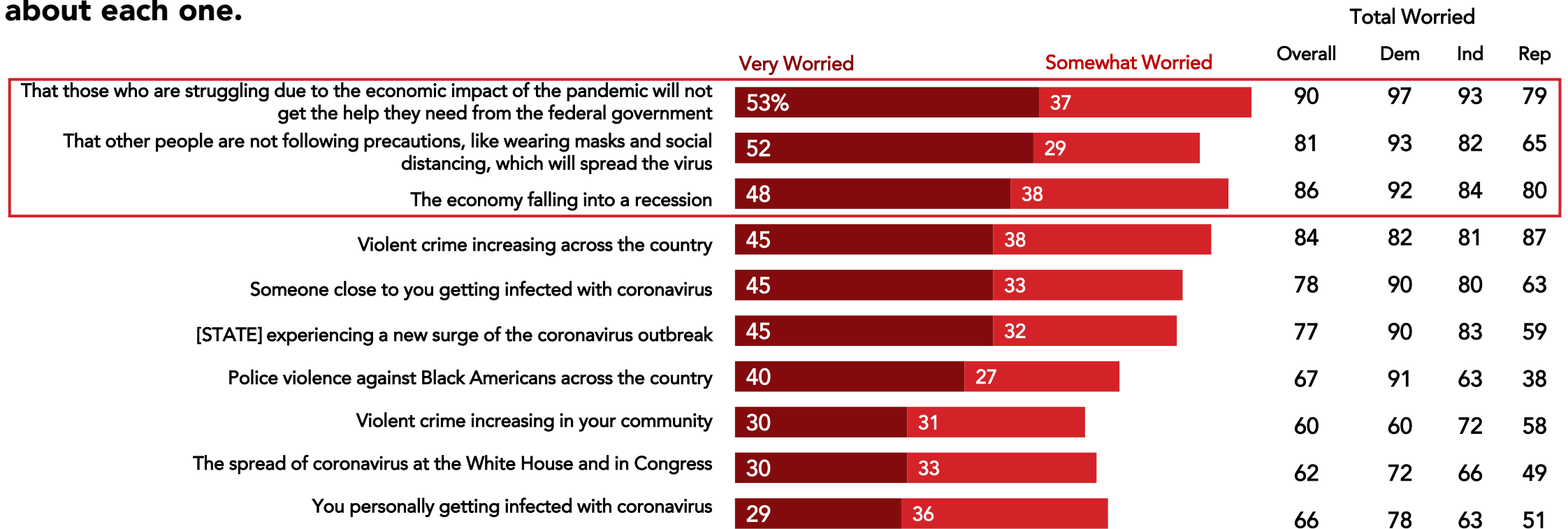


Nationwide surveys of registered voters; Each wave represents approximately 1,000 interviews taken over the prior three-five days. Latest wave conducted October 8-12, 2020. For more info, visit [navigatorresearch.org](http://navigatorresearch.org)

# Top Worries Right Now are the Economic Impact of the Pandemic and People Irresponsibly Spreading Virus

Americans across parties are most worried about those who are currently struggling from the economic impact of the pandemic not getting the government assistance they need, others ignoring social distancing, and a recession.

Below are some things people might be worried about right now. Please indicate how worried you are about each one.

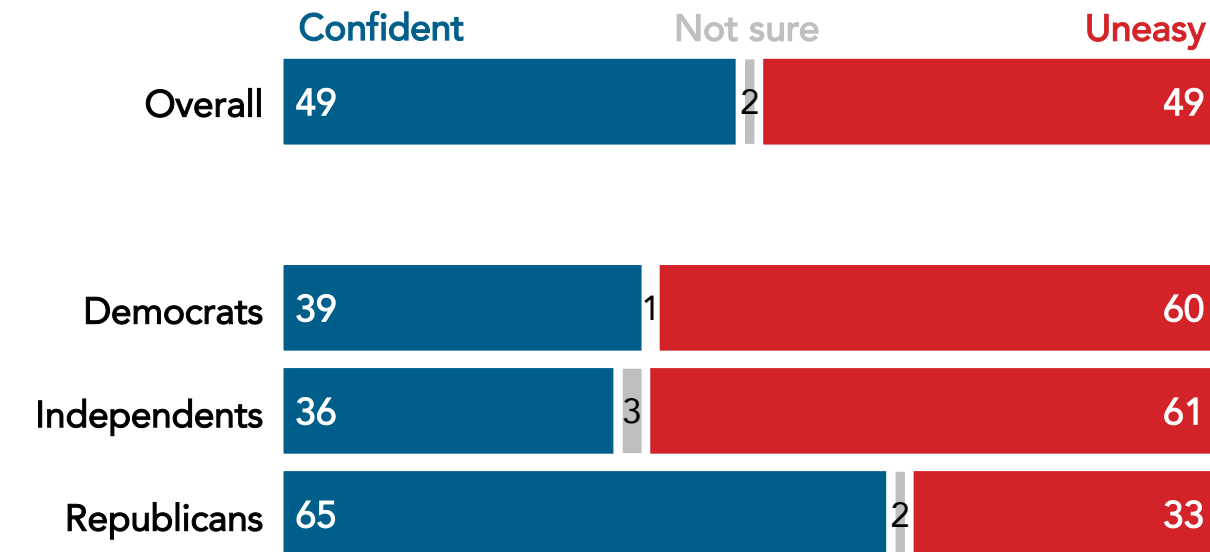


Nationwide survey of 1,003 registered voters; October 8-12, 2020.  
For more info, visit [navigatorresearch.org](http://navigatorresearch.org)

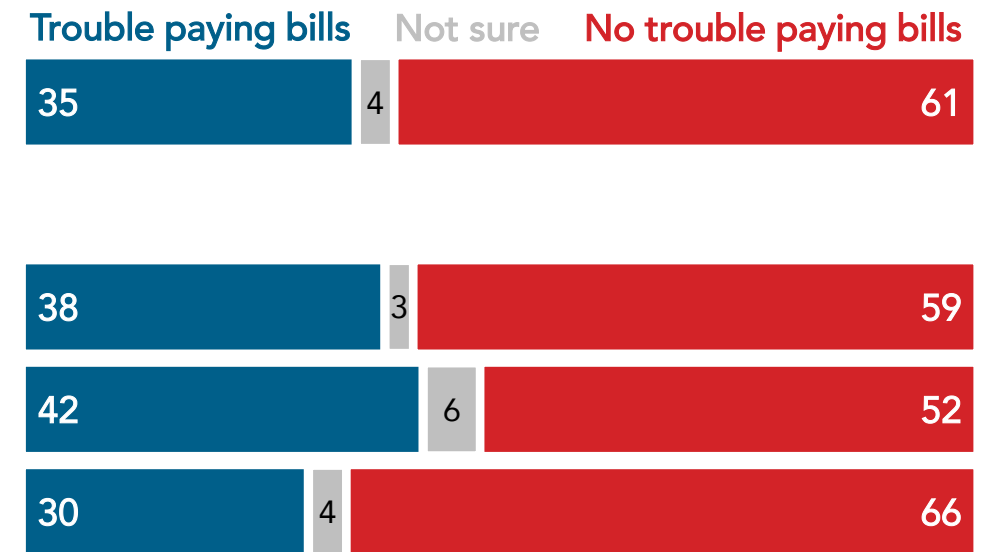
# Many Americans Remain Uneasy About Finances and a Third Will Have Trouble Paying Their Bills This Month

Nearly half of Americans say their current financial situation makes them uneasy about the next few months, and more than one in three say they will have trouble paying bills this month.

Thinking about your personal financial situation over the next few months, do you feel confident or uneasy?



Putting it another way, do you think you will have trouble paying any bills over the next month?



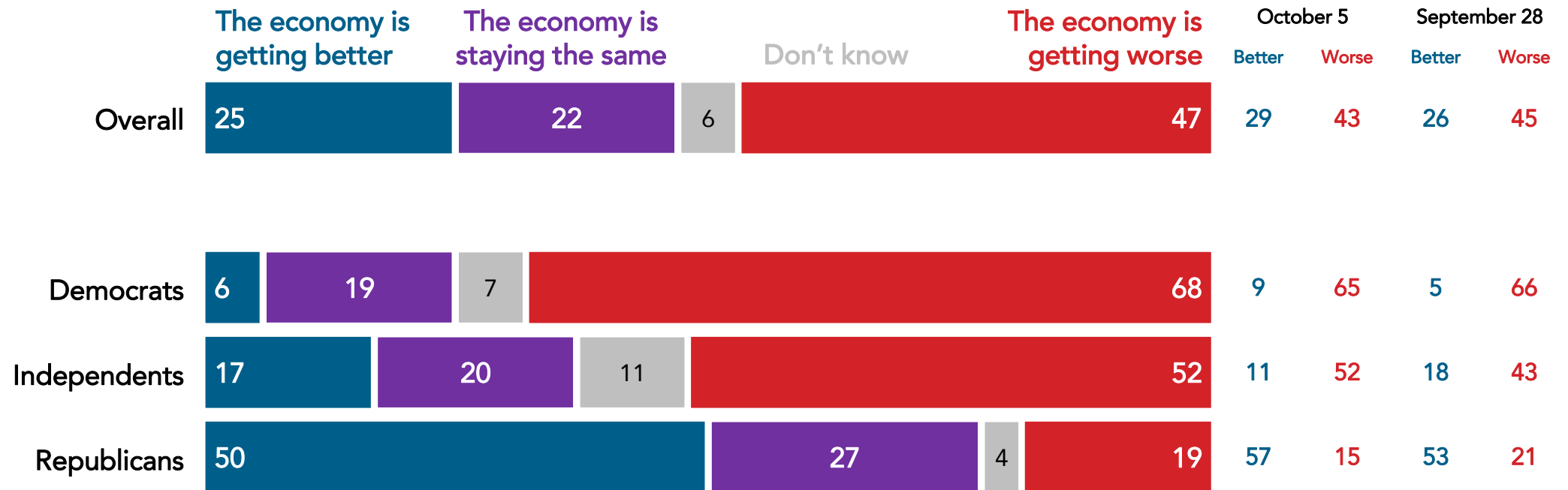
Nationwide survey of 1,003 registered voters; October 8-12, 2020.  
For more info, visit [navigatorresearch.org](http://navigatorresearch.org)

# Plurality Continue to Say Economy is "Getting Worse"

Nearly half say the economy is "getting worse," while just one in four say the economy is "getting better."

- Among independents, a majority (52%) say the economy is "getting worse."

And, which of the following best describes the current state of the U.S. economy:



Nationwide surveys of registered voters; Each wave represents approximately 1,000 interviews taken over the prior three-five days. Latest wave conducted October 8-12, 2020. For more info, visit [navigatorresearch.org](http://navigatorresearch.org)



# Top Concerns on Relief: Small Business Closure, Lack of Rental Relief, and Limited Funding for State and Local Programs

Among those mixed on Trump\*, small businesses, state/local programs, and stimulus checks are top concerns.

Please indicate whether each of the possible consequences of Donald Trump’s decision to halt economic relief negotiations raises concerns for you.



\*“Mixed on Trump” refers to Americans that don’t always approve or don’t always disapprove of Trump’s overall job performance, his handling of the economy, his handling the coronavirus pandemic, and his handling of health care. \*\*Refers to a follow-up question in which respondents who rated any of the list of items concerning were asked to rate which 3 items were the most concerning to them.

Nationwide survey of 1,003 registered voters; October 8-12, 2020.

For more info, visit [navigatorresearch.org](http://navigatorresearch.org)

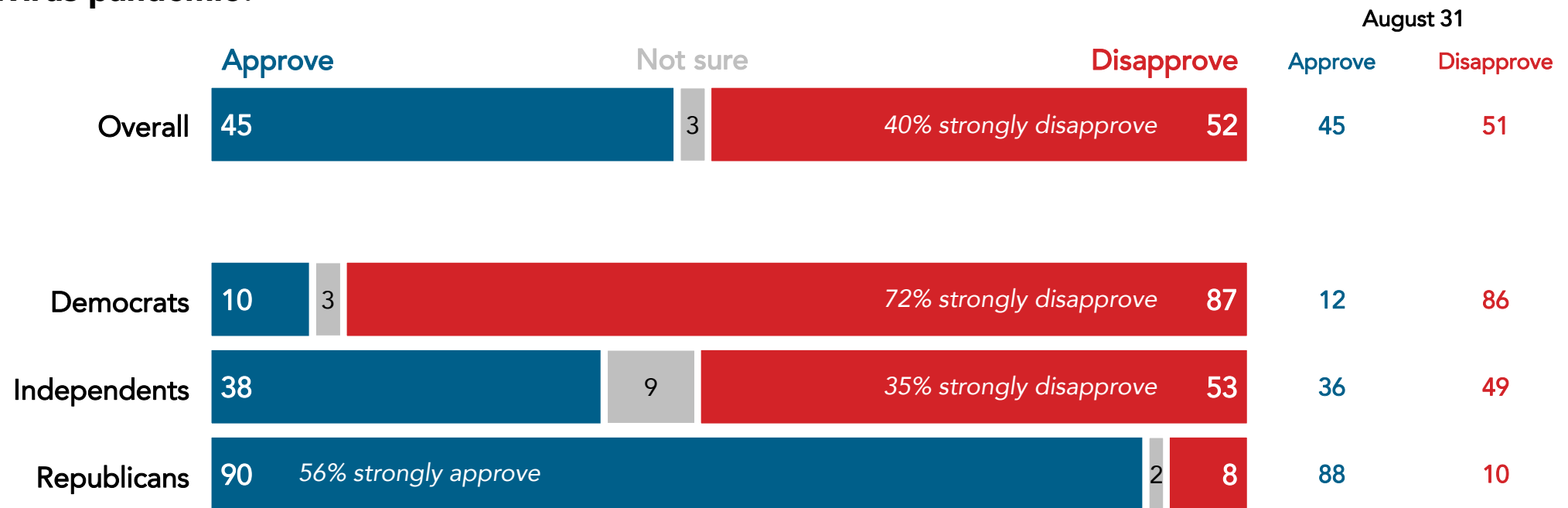


# Majority Disapprove of Trump's Economic Recovery Handling

Americans give Trump worse marks on his handling of the economic recovery from the pandemic specifically than on the economy overall (a net -7 approval rating compared to a net -1 approval rating).

- Among independents, Trump breaks even on his handling of the economy overall (46% approve/46% disapprove), but he is at net -15 on his handling of the economic recovery (38% approve/53% disapprove).

**Do you approve or disapprove of the way Donald Trump is handling the economic recovery from the coronavirus pandemic?**



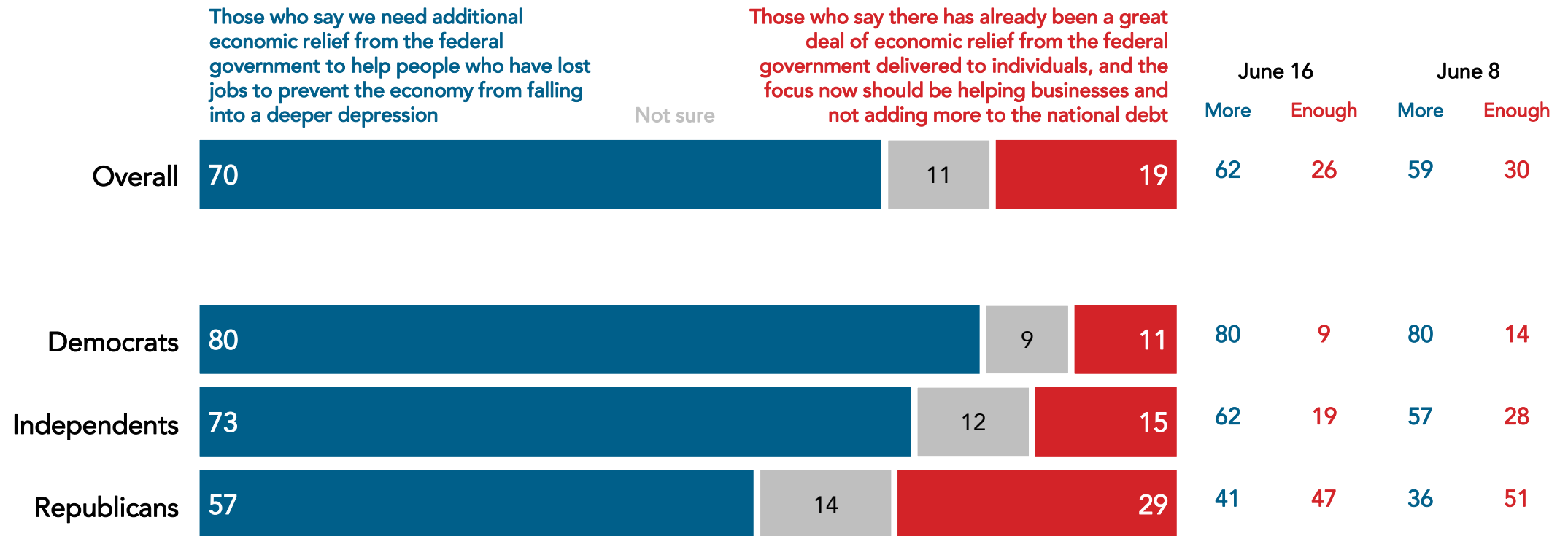
Nationwide surveys of registered voters; Each wave represents approximately 1,000 interviews taken over the prior three-five days. Latest wave conducted October 8-12, 2020. For more info, visit [navigatorresearch.org](http://navigatorresearch.org)

# Support for New Economic Relief Rising Since June

Seven in ten say we need additional relief to help people who have lost their jobs, up 11 points since early June.

- Among independents, the share who say we need additional economic relief is up 16 points since June 8 (from 57% to 73%) and among Republicans, the share has grown 21 points (from 36% to 57%).

## Which side do you agree with more?



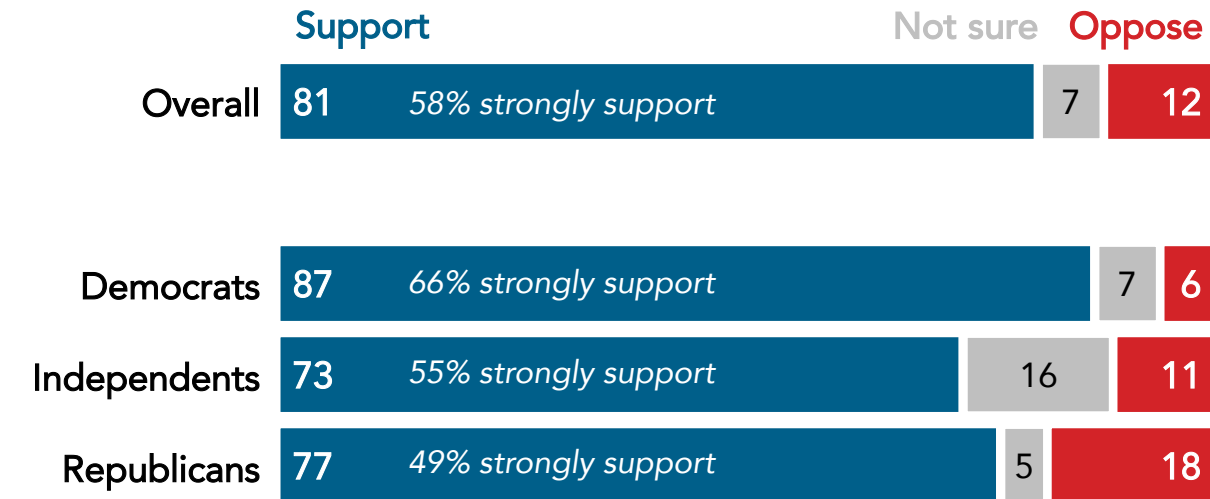
Nationwide surveys of registered voters; Each wave represents approximately 1,000 interviews taken over the prior three-five days. Latest wave conducted October 8-12, 2020. For more info, visit [navigatorresearch.org](http://navigatorresearch.org)

# Public Overwhelmingly Supports a \$2.4 Trillion Relief Package and Blame GOP More Than Democrats for Lack of a Deal

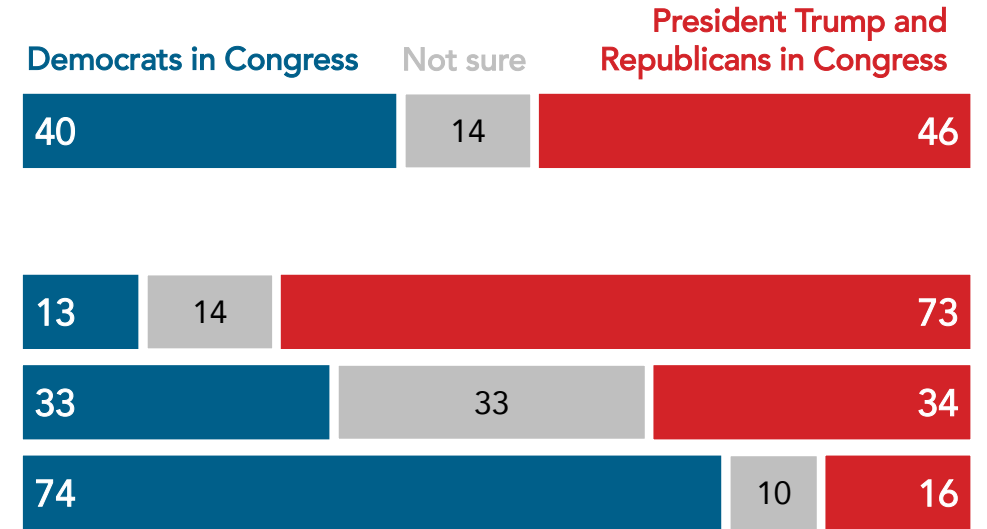
Four in five support Congress passing a new round of economic relief right now, and Americans blame Trump and Republicans in Congress more than Democrats in Congress for lack of progress on additional coronavirus relief.

- When last asked September 21, 44% blamed Democrats and 45% Trump and Republicans for lack of progress.

**Congress is currently considering legislation to provide \$2.4 trillion in new economic relief for individuals and businesses impacted by the coronavirus pandemic. Do you support or oppose passing this new round of economic relief right now?**



**So far, an agreement on the details for additional coronavirus relief has not been reached. Of the following, who do you think is more to blame for the lack of progress on this issue?**



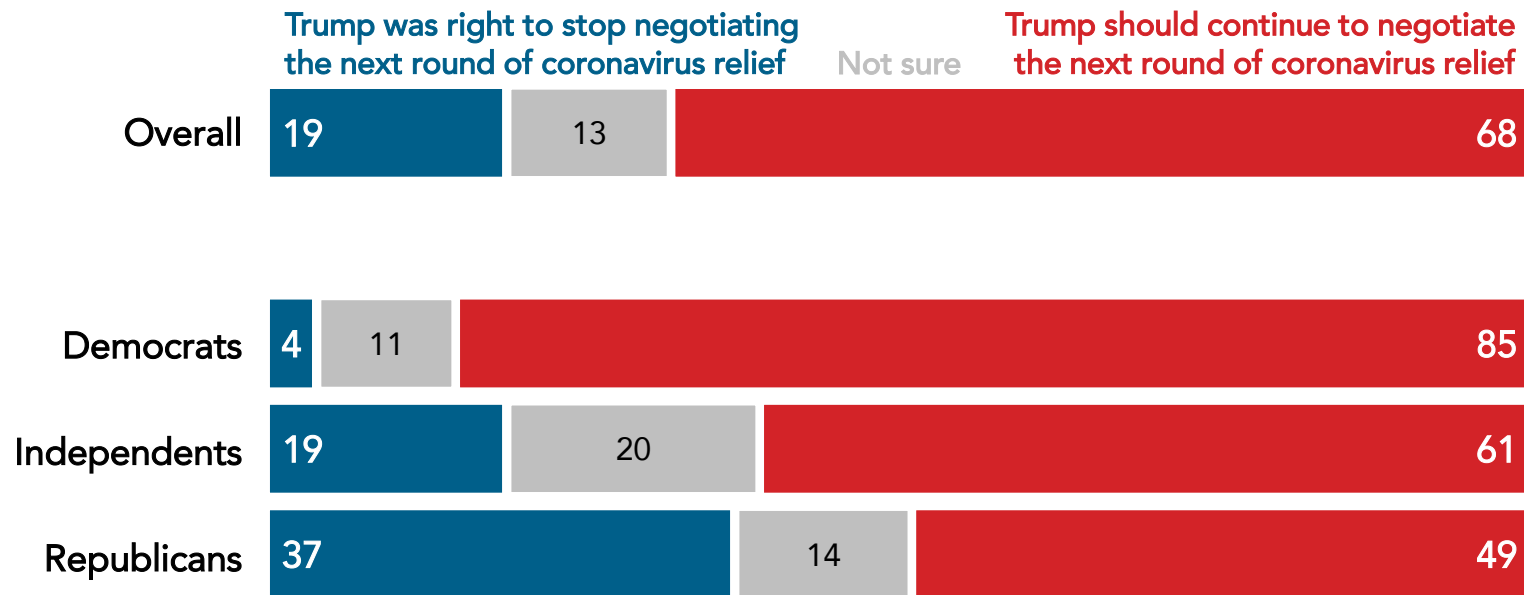
Nationwide survey of 1,003 registered voters; October 8-12, 2020. For more info, visit [navigatorresearch.org](http://navigatorresearch.org)

# Two Thirds Say Trump Wrong to Halt Relief Negotiations

Just 19% of the public believes Trump was right to halt negotiations for the next round of coronavirus relief.

- On a separate question, 68% say they have heard “a lot” or “some” about the latest status of economic relief negotiations in response to the pandemic, including 62% of independents.

**As you may or may not know, this week Trump initially announced a halt to negotiations on a coronavirus economic relief package until after Election Day, after bipartisan talks had begun to make progress toward implementing another round of relief. What did you think of Trump’s announcement to halt negotiations?**



Nationwide survey of 1,003 registered voters; October 8-12, 2020.  
For more info, visit [navigatorresearch.org](https://navigatorresearch.org)

# navigating.\* CORONAVIRUS

## About Navigator

In a world where the news cycle is the length of a tweet, our leaders often lack the real-time public-sentiment analysis to shape the best approaches to talking about the issues that matter the most. Navigator is designed to act as a consistent, flexible, responsive tool to inform policy debates by conducting research and reliable guidance to inform allies, elected leaders, and the press. Navigator is a project led by pollsters from Global Strategy Group and GBAO along with an advisory committee, including: Andrea Purse, progressive strategist; Arkadi Gerney, The Hub Project; Joel Payne, The Hub Project; Christina Reynolds, EMILY's List; Delvone Michael, Working Families; Felicia Wong, Roosevelt Institute; Mike Podhorzer, AFL-CIO; Jesse Ferguson, progressive strategist; Navin Nayak, Center for American Progress Action Fund; Stephanie Valencia, EquisLabs; and Melanie Newman, Planned Parenthood Action Fund.

## About the Study

Global Strategy Group conducted public opinion surveys among a sample of 1,003 registered voters from October 8-12, 2020. The survey was conducted online, recruiting respondents from multiple opt-in online panel vendors. Respondents were verified against a voter file and special care was taken to ensure the demographic composition of our sample matched that of the national registered voter population across a variety of demographic variables.

For Press inquiries contact:

[press@navigatorresearch.org](mailto:press@navigatorresearch.org)

To learn more about Navigator:

<http://navigatorresearch.org>

@NavigatorSurvey on Twitter

**navigator.\***