


# navigator\*

navigating\*  
coronavirus

navigating  
the vote\*

Update:  
Tuesday, November 3

## Preliminary Entrance Poll Results



## What we did

The slides in this presentation refer to findings from online interviews of voters who had already voted or planned to vote, conducted between October 30th and November 3rd, 2020.

While interviews will be ongoing through Election Day, the findings here reflect the results from 2,833 interviews, and the vote shares received by Joe Biden and Donald Trump reflect the final pre-election forecast of the popular vote by FiveThirtyEight.com. Following Election Day, these results will be re-weighted to the actual expected popular vote, and re-released with additional analysis to provide a new tool for Americans to understand what happened in the 2020 election, why it happened... and what's next.

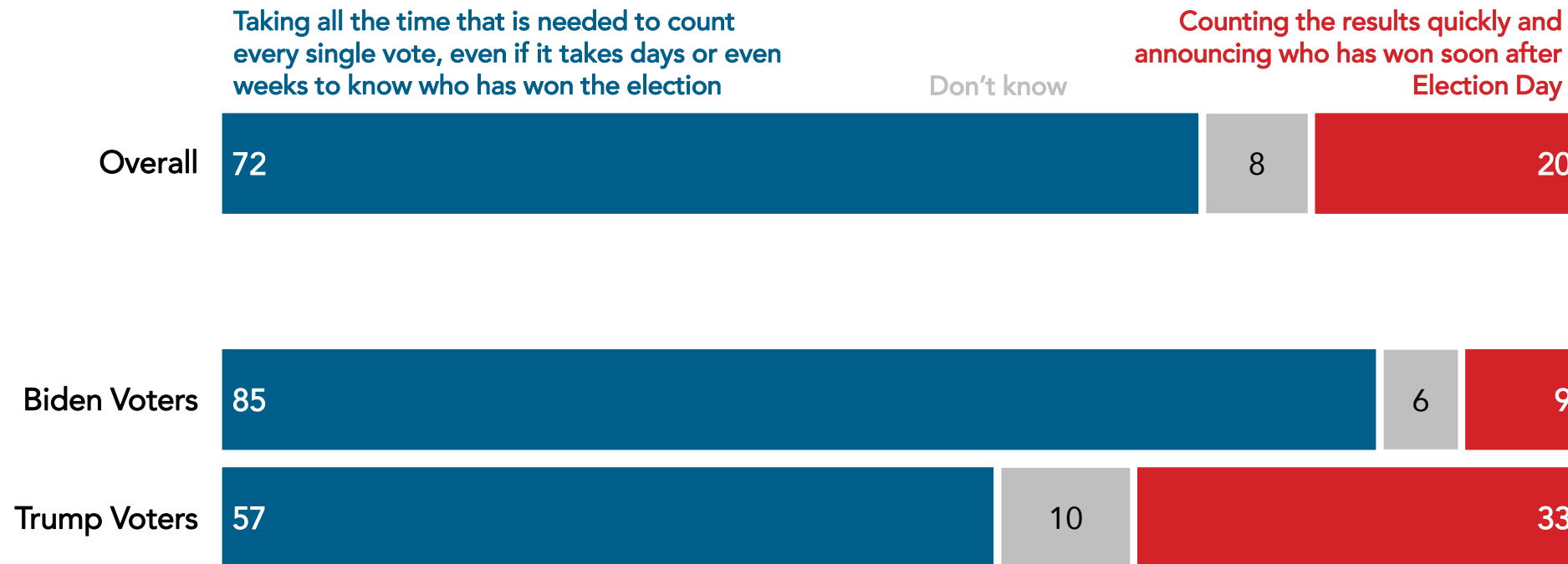
## Key takeaways:

- Majorities of both Biden and Trump voters say it is more important to count every single vote in the presidential election than to immediately announce the results.
- Americans are pessimistic about the direction of the country today and feel things have gotten worse since five years ago.
- The pandemic trumps the economy as the most important election issue for voters.

# Majorities Say It Is More Important to Count Every Vote than to Immediately Announce Results

Four in five Biden voters agree more it is important to take the time to count every single vote than to immediately announce results, while more than half of Trump voters say the same.

**When it comes to ensuring confidence in the accuracy of the election results this November, which do you think is more important?**



Biden Voters” are defined as those who report intending to vote/having voted for Joe Biden in the November presidential election. “Trump Voters” are defined as those who report intending to vote/having voted for Donald Trump in the November presidential election. Nationwide survey of 2,833 self-reported 2020 voters released November 3rd; Results adjusted to reflect final FiveThirtyEight Forecast (53.4% for Biden, 45.4% for Trump); interviews conducted October 30-November 3, 2020. For more info, visit [navigatorresearch.org](https://navigatorresearch.org)

# Voters – Especially Biden Voters – See This as the “Most Important Election” of Their Lifetimes

Seven in ten Biden voters “strongly agree” that the 2020 presidential election is “the most important election in my lifetime” compared to just 58% of Trump voters who say the same.

- Strong agreement, however, is higher among Biden voters (70%) than Trump voters (58%).

**Please indicate how much you agree or disagree:** The 2020 presidential election is the most important election in my lifetime.



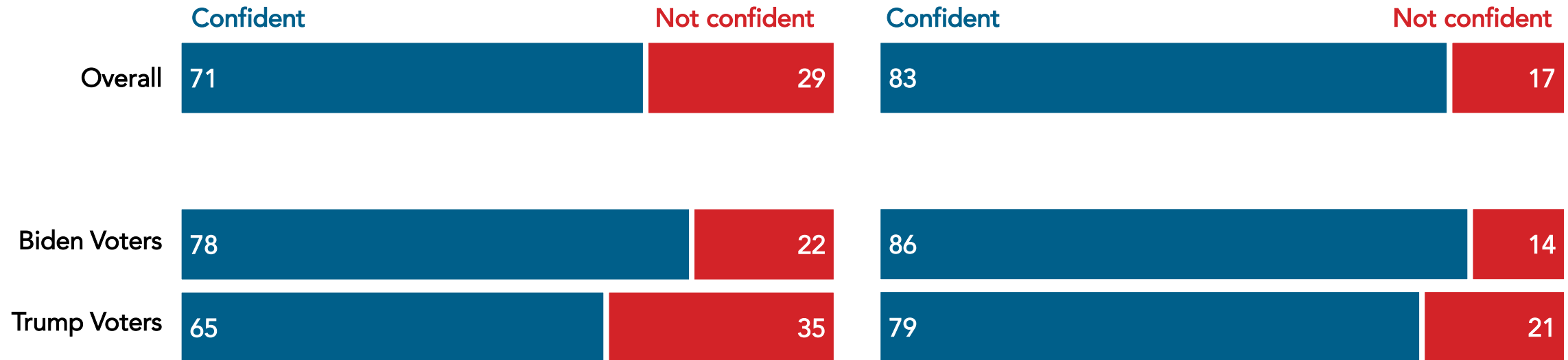
Biden Voters” are defined as those who report intending to vote/having voted for Joe Biden in the November presidential election. “Trump Voters” are defined as those who report intending to vote/having voted for Donald Trump in the November presidential election. Nationwide survey of 2,833 self-reported 2020 voters released November 3rd; Results adjusted to reflect final FiveThirtyEight Forecast (53.4% for Biden, 45.4% for Trump); interviews conducted October 30-November 3, 2020. For more info, visit [navigatorresearch.org](https://navigatorresearch.org)

# Three in Four Are Confident in Fair and Accurate Count

While at least seven in ten believe both the results overall and their own ballot will be counted correctly and fairly, Biden voters are 13 points more confident in the results overall and 7 points more confident about their ballot.

**How confident are you that the results of the November presidential election will be counted correctly and fairly?**

**How confident are you that your ballot in the November presidential election will be counted correctly and fairly?**



Biden Voters" are defined as those who report intending to vote/having voted for Joe Biden in the November presidential election. "Trump Voters" are defined as those who report intending to vote/having voted for Donald Trump in the November presidential election. Nationwide survey of 2,833 self-reported 2020 voters released November 3rd; Results adjusted to reflect final FiveThirtyEight Forecast (53.4% for Biden, 45.4% for Trump); interviews conducted October 30-November 3, 2020. For more info, visit [navigatorresearch.org](https://navigatorresearch.org)

# Biden Voters More Likely to Have Attended a Demonstration, Donated, or Posted Online about Politics over Past 4 Years

While most Biden and Trump voters report having taken some kind of political action since 2016, differences appear on several metrics: while 37% of Biden voters have donated to a political candidate or issue advocacy organization since 2016, only 20% of Trump voters say the same.

Below is a list of actions some people have taken. Select ALL actions that you have taken since Trump was elected in 2016.

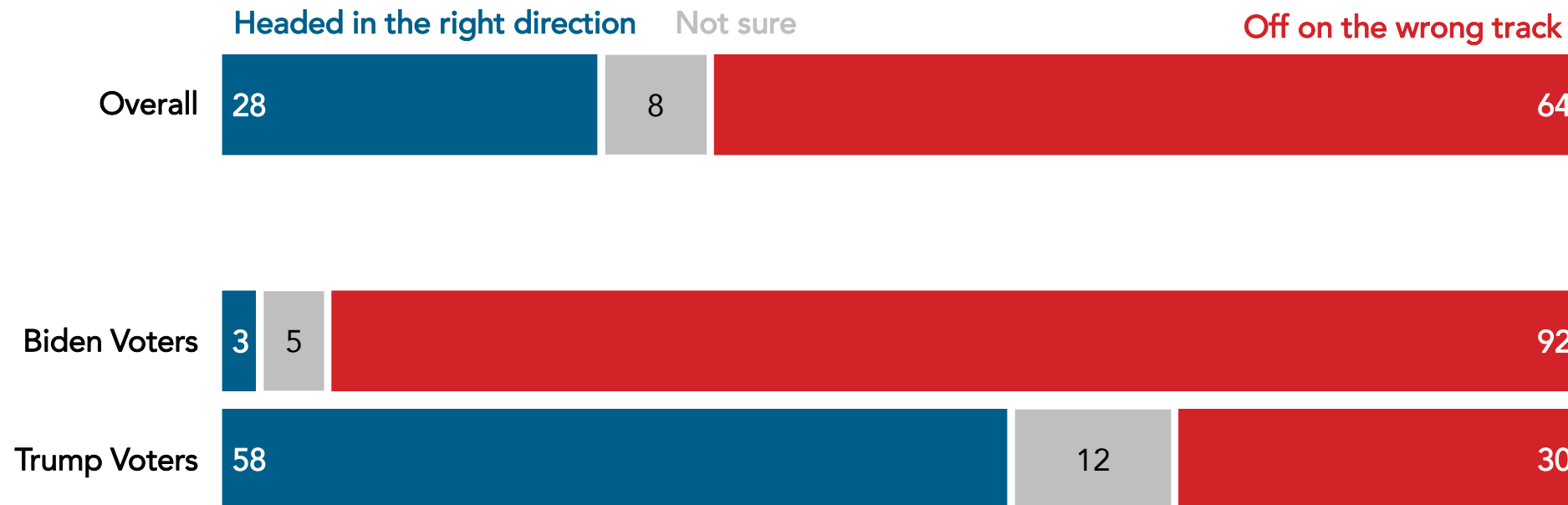
		Biden Voters	Trump Voters
Talked about politics with family members	73%	72	74
Talked about politics with friends	72	72	71
Posted about or discussed the election, politics, or issues on social media (e.g. Facebook, Twitter)	34	38	30
Donated to a political candidate	18	21	14
Donated to an issue advocacy organization	11	16	6
Attended a political rally or a protest in support of an issue	8	10	5
Attended a town hall meeting	7	7	7
Attended an event or rally by an elected official or political candidate	6	6	6
Volunteered for a political candidate (e.g. gone door-to-door, phone banked)	3	4	2
Volunteered for an issue advocacy organization (e.g. gone door-to-door, phone banked)	3	4	2
Have done none of these	15	15	15

Biden Voters” are defined as those who report intending to vote/having voted for Joe Biden in the November presidential election. “Trump Voters” are defined as those who report intending to vote/having voted for Donald Trump in the November presidential election. Nationwide survey of 2,833 self-reported 2020 voters released November 3rd; Results adjusted to reflect final FiveThirtyEight Forecast (53.4% for Biden, 45.4% for Trump); interviews conducted October 30-November 3, 2020. For more info, visit [navigatorresearch.org](http://navigatorresearch.org)

# Voters Enter Election Day Unhappy with Country's Direction

Two in three Americans say the country generally is “off on the wrong track,” including more than nine in ten Biden voters. However, a majority of Trump voters say the country is “headed in the right direction.”

Generally speaking, would you say the country is...



Biden Voters” are defined as those who report intending to vote/having voted for Joe Biden in the November presidential election. “Trump Voters” are defined as those who report intending to vote/having voted for Donald Trump in the November presidential election. Nationwide survey of 2,833 self-reported 2020 voters released November 3rd; Results adjusted to reflect final FiveThirtyEight Forecast (53.4% for Biden, 45.4% for Trump); interviews conducted October 30-November 3, 2020. For more info, visit [navigatorresearch.org](https://navigatorresearch.org)

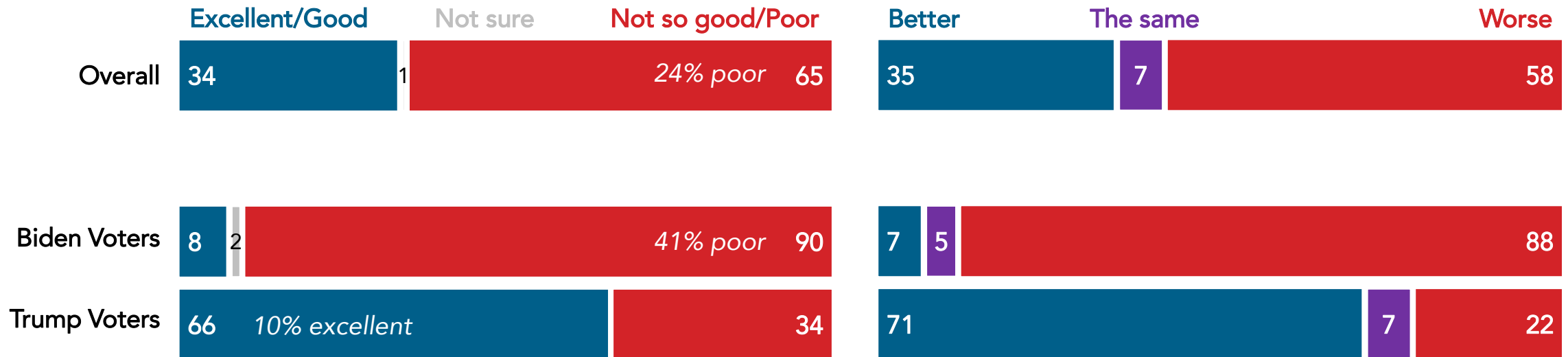


# Voters Rate Economy Negatively and Say Things are Going Worse Than in Pre-Trump Era

Trump voters are driving the share who view the economy positively (66% excellent/good) and who say things in the United States are going better than they were five years ago (71%).

How would you rate the state of the U.S. economy today?

In comparing the way things are going in the United States to the way they were going five years ago, generally, would you say things are going better today, worse today, or about the same today as they were going five years ago?

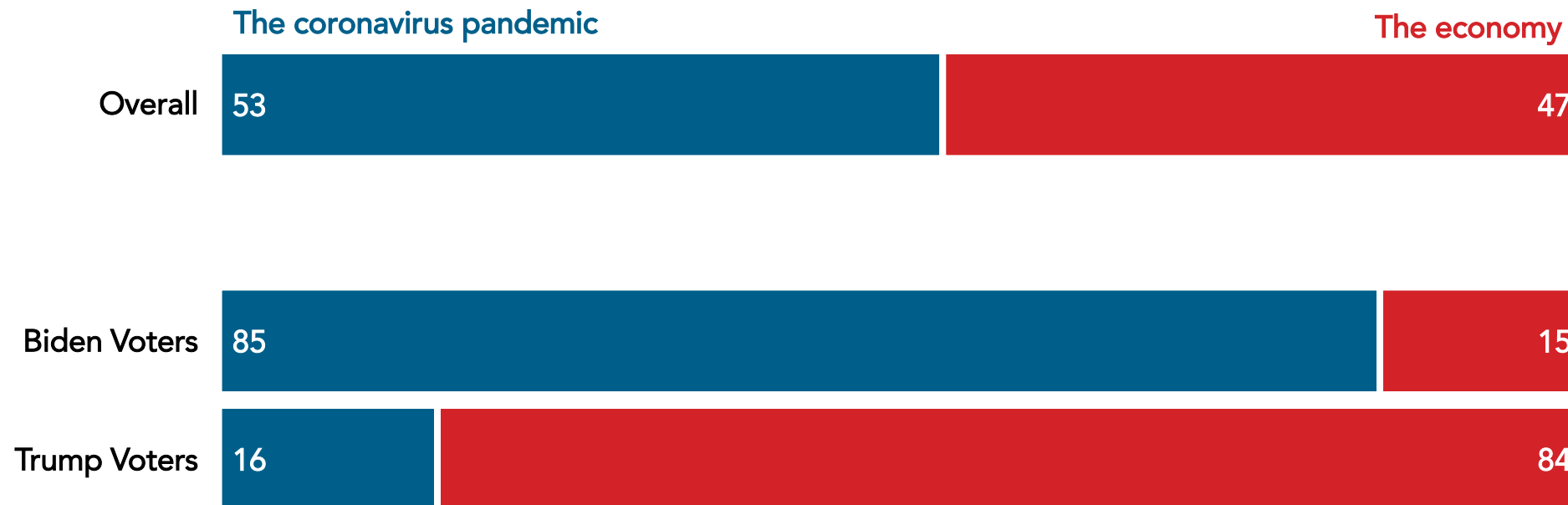


Biden Voters” are defined as those who report intending to vote/having voted for Joe Biden in the November presidential election. “Trump Voters” are defined as those who report intending to vote/having voted for Donald Trump in the November presidential election. Nationwide survey of 2,833 self-reported 2020 voters released November 3rd; Results adjusted to reflect final FiveThirtyEight Forecast (53.4% for Biden, 45.4% for Trump); interviews conducted October 30-November 3, 2020. For more info, visit [navigatorresearch.org](http://navigatorresearch.org)

# Voters Cite Coronavirus Over Economy as Most Important Election Issue With Major Divide By Vote Choice

Four in five Biden voters say the pandemic is/was more important to their vote for President, and nearly the same share of Trump voters say the economy is more important to their vote.

**And if you had to choose between these two issues, which is/was more important to your vote for President?**



Biden Voters” are defined as those who report intending to vote/having voted for Joe Biden in the November presidential election. “Trump Voters” are defined as those who report intending to vote/having voted for Donald Trump in the November presidential election. Nationwide survey of 2,833 self-reported 2020 voters released November 3rd; Results adjusted to reflect final FiveThirtyEight Forecast (53.4% for Biden, 45.4% for Trump); interviews conducted October 30-November 3, 2020. For more info, visit [navigatorresearch.org](https://navigatorresearch.org)

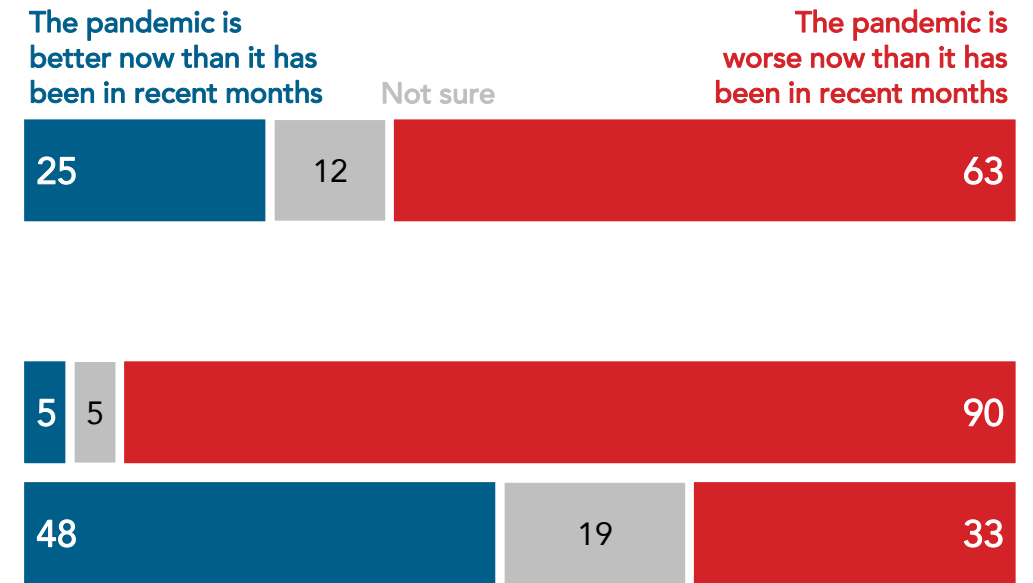
# Two Thirds of Voters See Pandemic Situation Worsening, Including Even a Third of Trump Supporters

Among both Biden and Trump voters, a majority know someone who has been infected with coronavirus. However, while nine in ten Biden voters say the pandemic is worse now than it has been in recent months, just a third of Trump voters say the same.

**Do you know anyone who has been infected with coronavirus?**



**How would you evaluate the state of the coronavirus pandemic in the country today?**



Biden Voters” are defined as those who report intending to vote/having voted for Joe Biden in the November presidential election. “Trump Voters” are defined as those who report intending to vote/having voted for Donald Trump in the November presidential election. Nationwide survey of 2,833 self-reported 2020 voters released November 3rd; Results adjusted to reflect final FiveThirtyEight Forecast (53.4% for Biden, 45.4% for Trump); interviews conducted October 30-November 3, 2020. For more info, visit [navigatorresearch.org](https://navigatorresearch.org)