

# navigator\*

Update:  
Thursday, February 18

Navigating The First  
100 Days



## Key Takeaways:

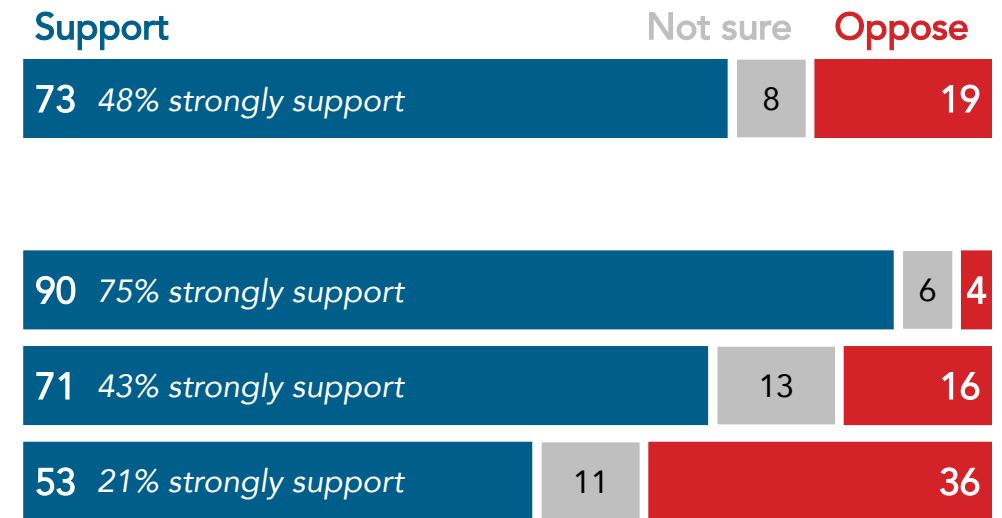
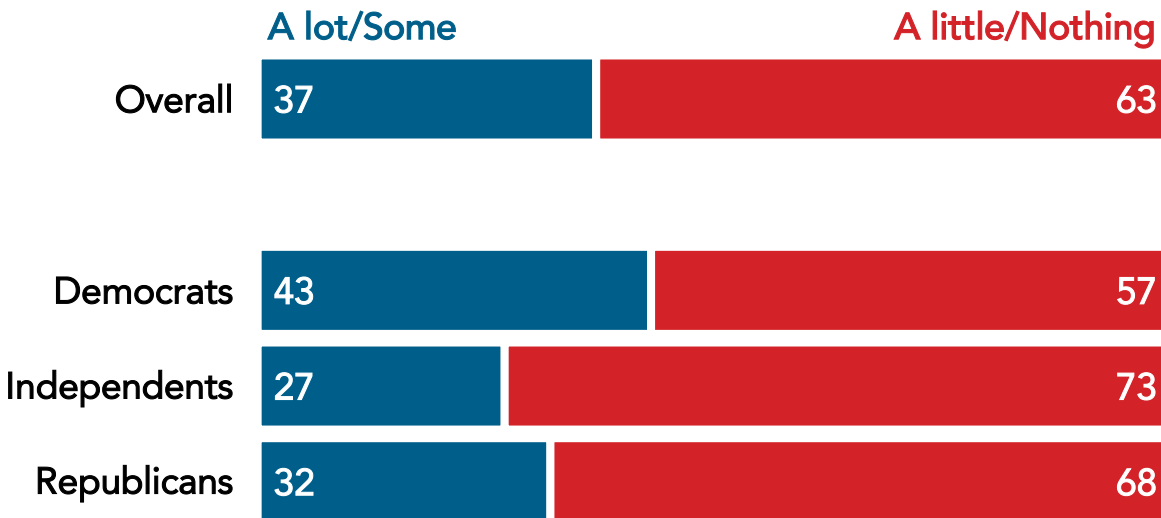
- There is vast and resilient support for Biden's American Rescue Plan, but most are not hearing much about it in the news.
- Biden and Democrats in Congress are more trusted than Republicans to handle coronavirus relief.
- Three in five feel Biden's pandemic response favors the middle and working class, while a majority say Republicans in Congress's response favors the wealthy and big corporations.

# Vast Majority Remain Supportive of “American Rescue Plan,” But Few Hearing About It

Bipartisan support for Biden’s plan remains unchanged since February 1<sup>st</sup>, as does the share of Americans who say they have heard “a lot” or “some” about the plan.

How much have you seen, read, or heard about President Biden and his emergency legislative package called the “American Rescue Plan”?

Regardless of how much you have seen or heard about President Biden’s “American Rescue Plan,” do you support or oppose President Biden passing an emergency legislative package that includes a new round of economic stimulus, vaccine funding, and other pandemic-related responses?



Nationwide survey of 1,067 registered voters conducted February 11-15, 2021. For more info, visit [navigatorresearch.org](http://navigatorresearch.org).

# Biden and Democrats Far More Trusted to Expand Economic Relief Than Republicans

While Biden and Democrats are more trusted on several economic issues – from expanding coronavirus relief, to getting Americans back to work, to rebuilding the economy – their lead over Republicans is largest on relief.

Below is a list of issues. Please indicate who you trust more to handle each one.

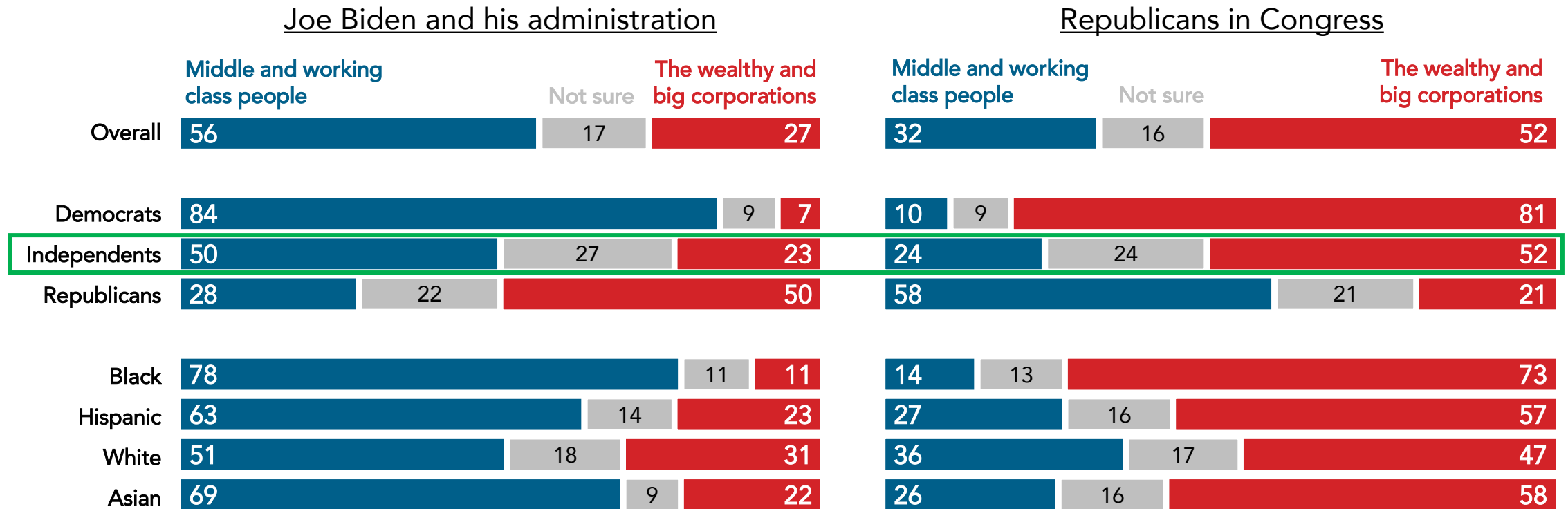
	Trust			Total	Dem	Net Biden and Democrats						
	Biden and the Democratic Party	Not sure	The Republican Party			Ind	Rep	AA	Hisp	White	Asian	
Expanding coronavirus relief and unemployment benefits	65	12	23	+42	+94	+48	-15	+83	+65	+30	+53	
Getting the American people back to work	48	11	41	+7	+77	+2	-69	+71	+25	-9	+17	
Rebuilding the economy	47	12	41	+6	+77	+2	-71	+75	+29	-12	+27	

Nationwide survey of 1,067 registered voters conducted February 11-15, 2021. For more info, visit [navigatorresearch.org](http://navigatorresearch.org).

# Biden's Policies Seen as Favoring Middle and Working Class, Republicans in Congress the Wealthy and Corporations

The majority feel Biden's pandemic response policies favor the middle and working class.

Thinking more about how \_\_\_\_\_ are responding to the economic impact of the coronavirus pandemic so far, who do you think \_\_\_\_\_'s policies favor most?



Nationwide survey of 1,067 registered voters conducted February 11-15, 2021. For more info, visit [navigatorresearch.org](http://navigatorresearch.org).

# Americans Say Prioritize “Low Income People,” “Working Class People,” and “Small Businesses” for Relief

While Democrats across income levels, independents, and lower-earning Republicans say “low income people” should be prioritized most for relief, Republicans making above \$50,000 annually say “working class people.”

Which of the following groups do you think need to be prioritized most for financial relief in light of the current pandemic economy?

		Dem <\$50K	Dem \$50- \$100K	Dem \$100K+	Ind	Rep <\$50K	Rep \$50- \$100K	Rep \$100K+
Low income people	71%	83	82	78	74	67	54	45
Working class people	67	66	65	71	63	67	71	61
Small businesses	57	46	60	60	55	60	62	63
Senior citizens	41	46	35	32	43	49	43	27
Middle class people	38	35	40	40	38	32	43	45
People like you	25	27	25	14	27	28	23	18
People of color	21	34	36	29	20	7	6	7
Younger people	9	9	10	7	10	12	6	3
Big corporations	2	2	2	2	-	2	2	4
Wealthy people in the top 1%	2	2	3	3	1	1	2	1
None of these	3	2	1	1	4	4	3	8

Nationwide survey of 1,067 registered voters conducted February 11-15, 2021.  
For more info, visit [navigatorresearch.org](http://navigatorresearch.org).

# Stimulus Checks are Most Convincing Reason to Pass Plan

The majority of Americans – including 50% of Republicans – cite the stimulus payments for working families as the most convincing reason to pass the stimulus package.

Below is a list of statements from supporters of Biden's "American Rescue Plan." Please indicate which are the most convincing reasons to pass the stimulus package.

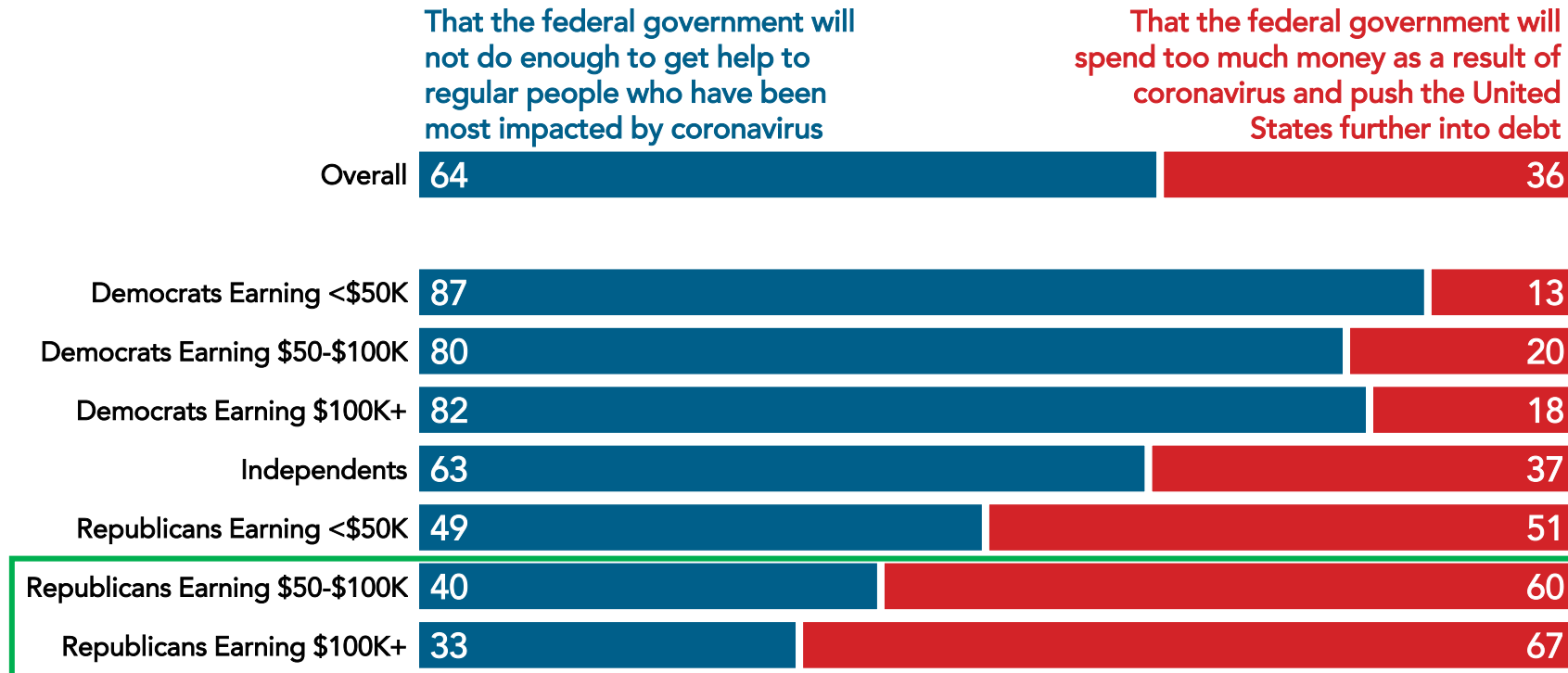
		Dem	Ind	Rep
It provides \$1,400 stimulus payments to working families who are struggling to pay their bills	56%	60	60	50
It will combat the coronavirus pandemic by surging vaccine distribution	26	35	22	17
It will put the American economy back on the road to recovery	21	28	19	13
It will put Americans back to work who lost their jobs during the pandemic	15	15	16	15
It will provide nurses and doctors the equipment they need to safely fight the virus	14	15	11	15
It is supported by a majority of Americans – including people from both parties	14	17	15	11
It will help school systems reopen safely	10	9	7	12
None of these	14	5	14	24

Nationwide survey of 1,067 registered voters conducted February 11-15, 2021.  
For more info, visit [navigatorresearch.org](http://navigatorresearch.org).

# Most Are Concerned About Government Doing Too Little on Relief – Except for Republicans Making More Than \$50,000

While two in three Americans are more worried the government will not do enough to help regular people, two in three Republicans with household income above \$100,000 are more worried about the national debt.

Which of the following concerns you more right now?



Nationwide survey of 1,067 registered voters conducted February 11-15, 2021. For more info, visit [navigatorresearch.org](http://navigatorresearch.org).



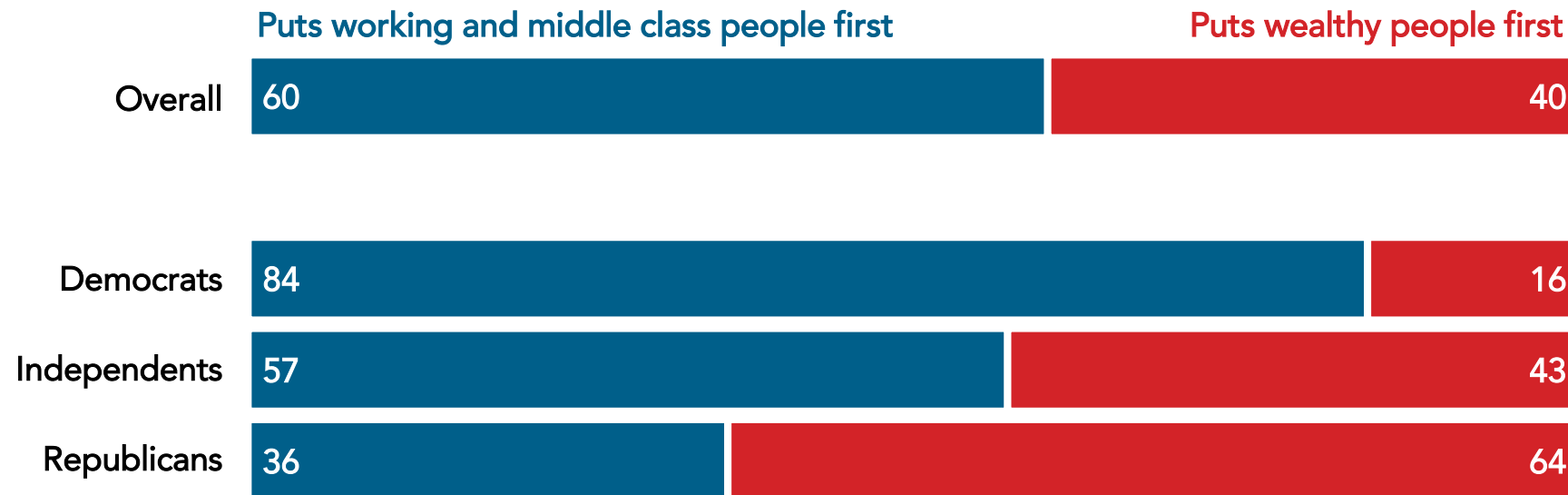
# Three in Five Say Biden Puts Working and Middle Class First

Nearly three in five independents say Biden puts working and middle class people first, and more than one three Republicans say the same.

- However, on a separate question, while 50% said Biden's actions benefit people like them, 50% said Biden's actions benefit "other people more than people like me."

## Which do you agree with more:

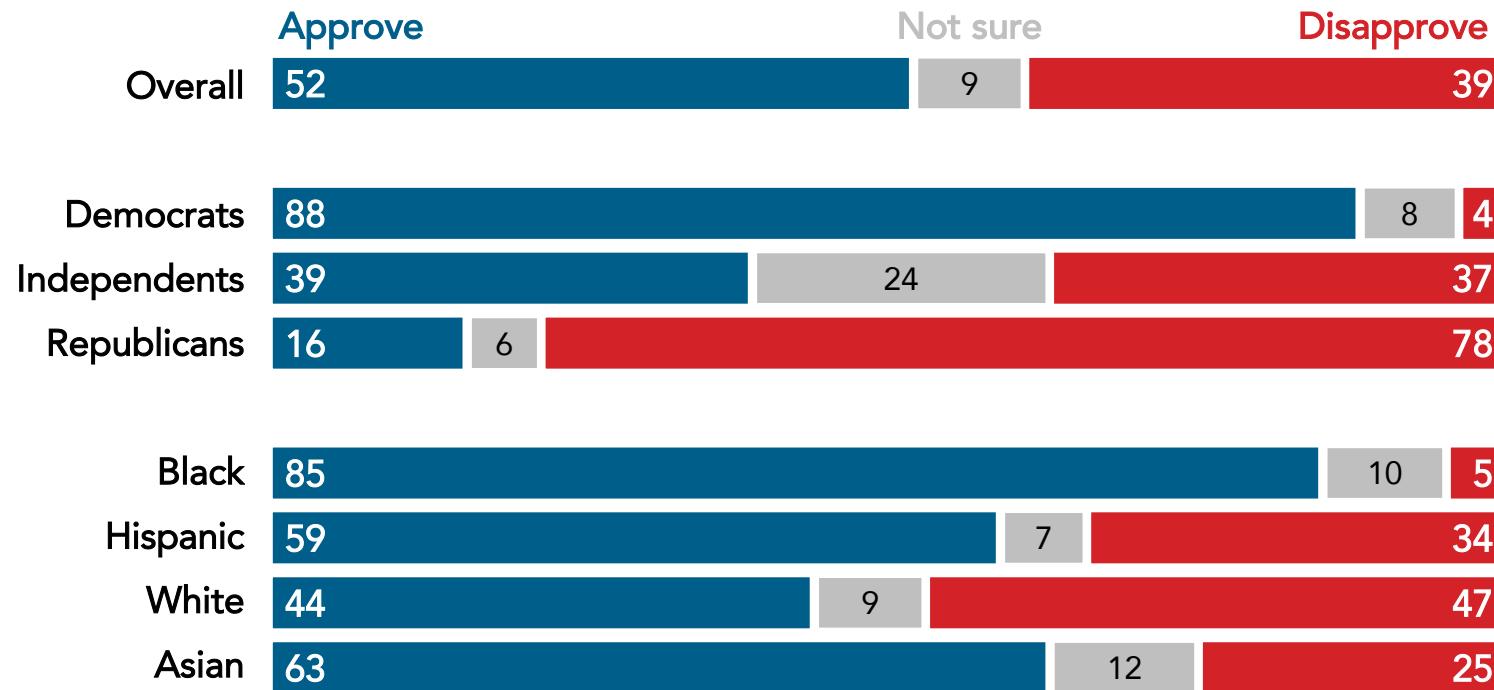
- Joe Biden puts working and middle class people first
- Joe Biden puts wealthy people first



# The Majority Approve of Biden's Handling of the Economy

More than half of Americans approve of how Biden is handling the economy, including nearly a third who "strongly approve" (29%).

Do you approve or disapprove of the way Joe Biden is handling the economy?



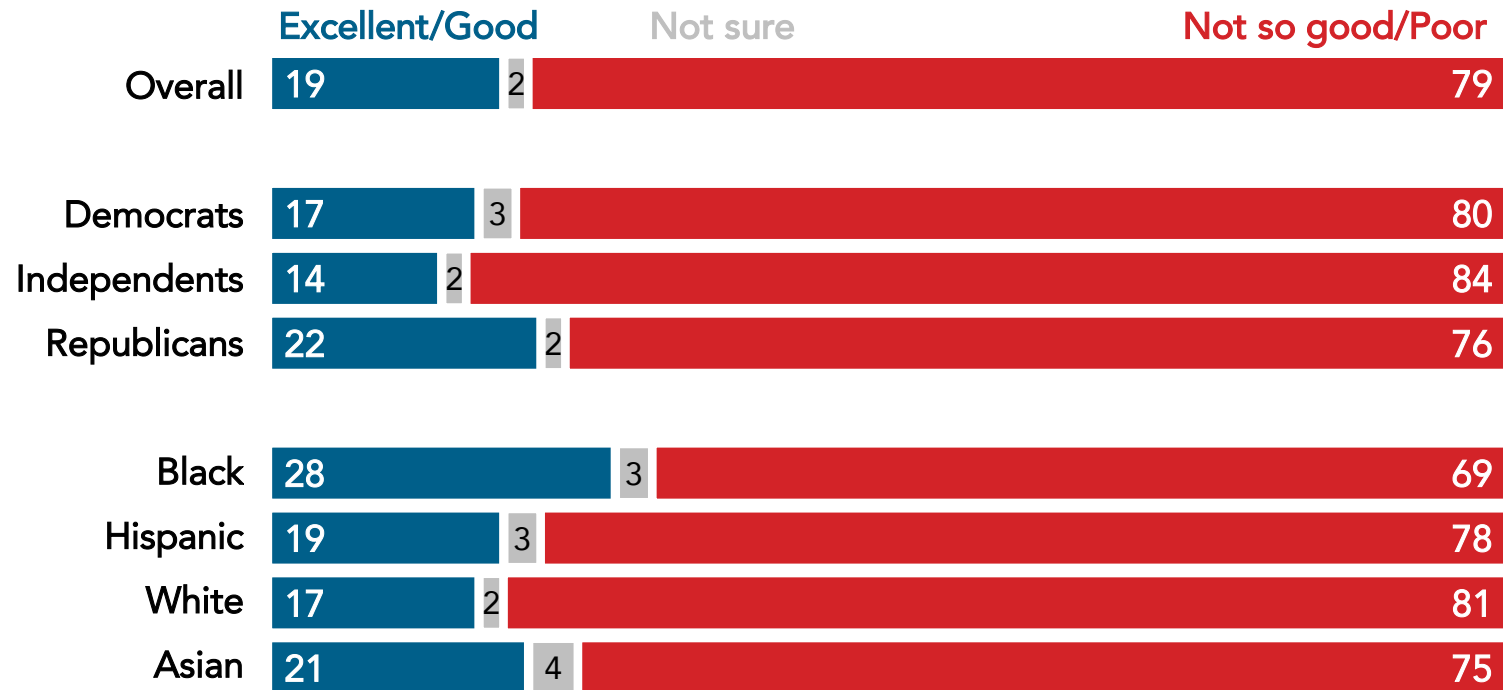
Nationwide survey of 1,067 registered voters conducted February 11-15, 2021.  
For more info, visit [navigatorresearch.org](https://navigatorresearch.org).

# Four in Five Rate Economy Negatively

The vast majority of Americans say the economy is currently “not so good” or “poor.”

- On a separate question, 50% of Americans report feeling uneasy about their personal financial situation over the next few months.

## How would you rate the state of the U.S. economy today?



Nationwide survey of 1,067 registered voters conducted February 11-15, 2021.  
For more info, visit [navigatorresearch.org](https://navigatorresearch.org).

# navigator\*

## About Navigator

In a world where the news cycle is the length of a tweet, our leaders often lack the real-time public-sentiment analysis to shape the best approaches to talking about the issues that matter the most. Navigator is designed to act as a consistent, flexible, responsive tool to inform policy debates by conducting research and reliable guidance to inform allies, elected leaders, and the press. Navigator is a project led by pollsters from Global Strategy Group and GBAO along with an advisory committee, including: Andrea Purse, progressive strategist; Arkadi Gerney, The Hub Project; Joel Payne, The Hub Project; Christina Reynolds, EMILY's List; Delvone Michael, Working Families; Felicia Wong, Roosevelt Institute; Mike Podhorzer, AFL-CIO; Jesse Ferguson, progressive strategist; Navin Nayak, Center for American Progress Action Fund; Stephanie Valencia, EquisLabs; and Melanie Newman, Planned Parenthood Action Fund.

## About the Study

Global Strategy Group conducted public opinion surveys among a sample of 1,067 registered voters from February 11-February 15, 2021. 103 additional interviews were conducted among Hispanic voters. 77 additional interviews were conducted among Asian American and Pacific Islander voters. 100 additional interviews were conducted among African American voters. 100 additional interviews were conducted among independent voters. The survey was conducted online, recruiting respondents from an opt-in online panel vendor. Respondents were verified against a voter file and special care was taken to ensure the demographic composition of our sample matched that of the national registered voter population across a variety of demographic variables.

For Press inquiries contact:

[press@navigatorresearch.org](mailto:press@navigatorresearch.org)

To learn more about Navigator:

<http://navigatorresearch.org>

@NavigatorSurvey on Twitter