

# navigator\*

Update:  
Tuesday, February 2

Navigating The First  
100 Days



## Key Takeaways:

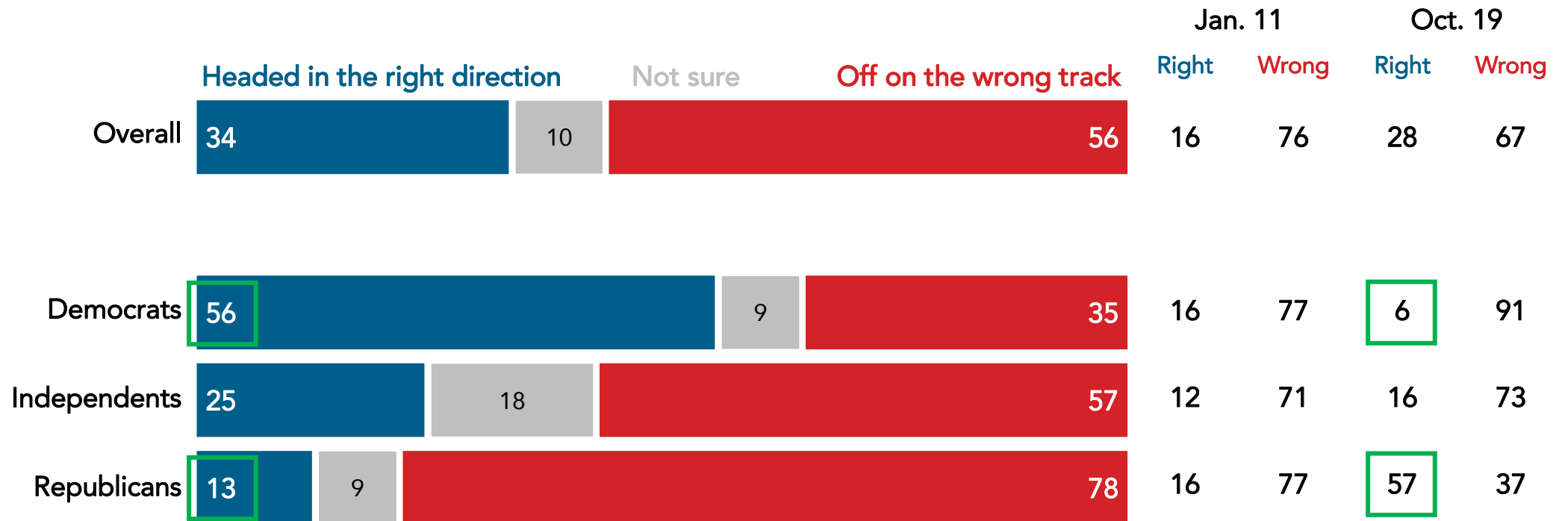
- Since the election, more Americans are optimistic about the direction of the country.
- Biden and the Democratic Party are viewed more favorably and trusted more on a range of issues – particularly the pandemic – than the Republican Party.
- So far, Americans see their top priorities of the pandemic, economy, and healthcare reflected well in the focus of the new administration.

# Optimism is Growing, But Stark Partisan Divisions Remain

In October, 57% of Republicans said the country was headed in the right direction while only 6% of Democrats agreed. Now, 56% of Democrats say the country is on the right track and only 13% of Republicans agree.

- Since October, independents have grown 9-points more optimistic (from 16% to 25% "right direction").

Generally speaking, would you say the country today is...

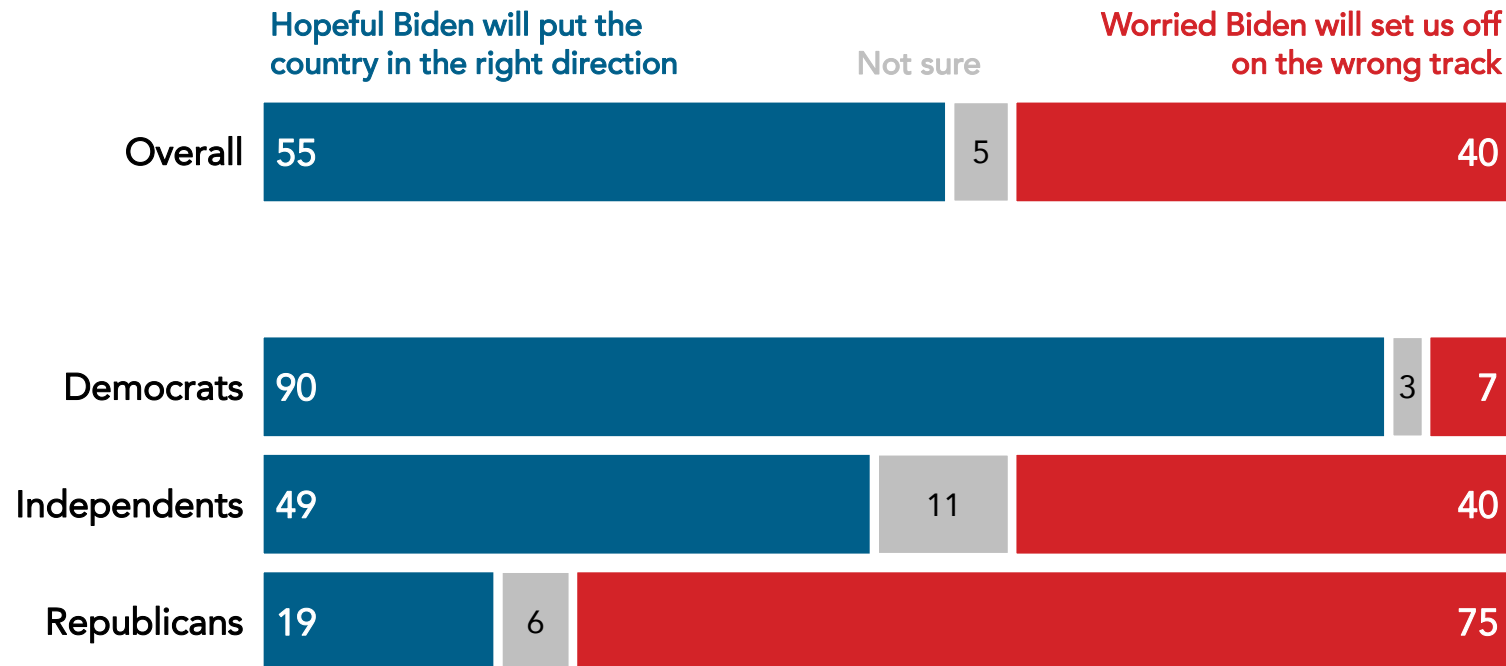


Nationwide surveys of registered voters; Each wave represents approximately 1,000 interviews taken over the prior three-five days. Latest wave conducted January 27-February 1, 2021. For more info, visit [navigatorresearch.org](http://navigatorresearch.org)

# Many Are Hopeful Biden Will Put the Country in the Right Direction

Nearly half of independents and even one in five Republicans are hopeful Biden will put the country in the right direction.

**Now that Joe Biden has been sworn in as President, are you hopeful that he will put the country in the right direction or are you worried he will set us off on the wrong track?**



Nationwide survey of 1,005 registered voters conducted January 27-February 1, 2021.  
For more info, visit [navigatorresearch.org](https://navigatorresearch.org).

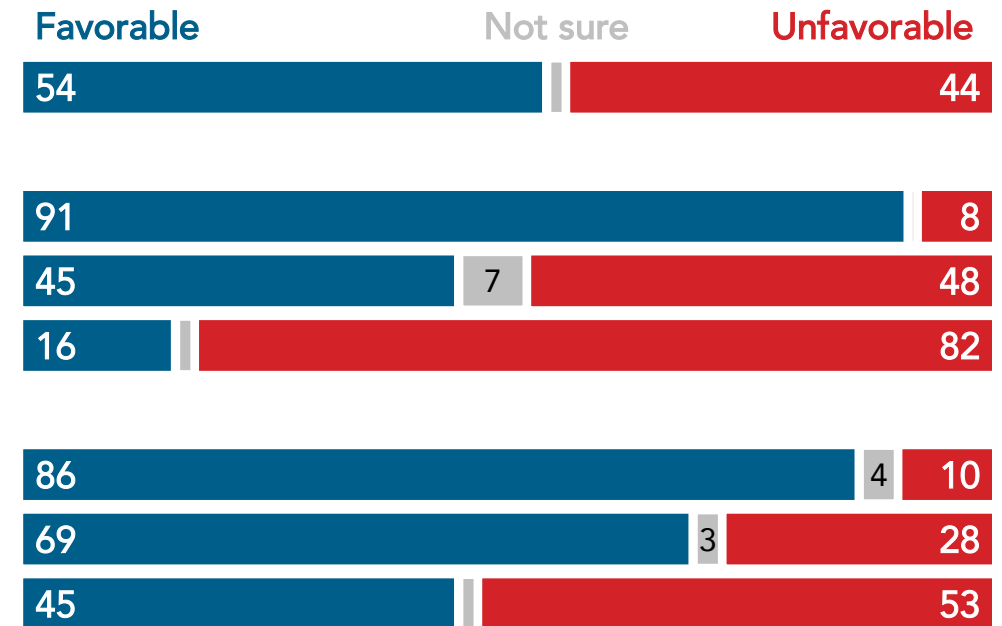
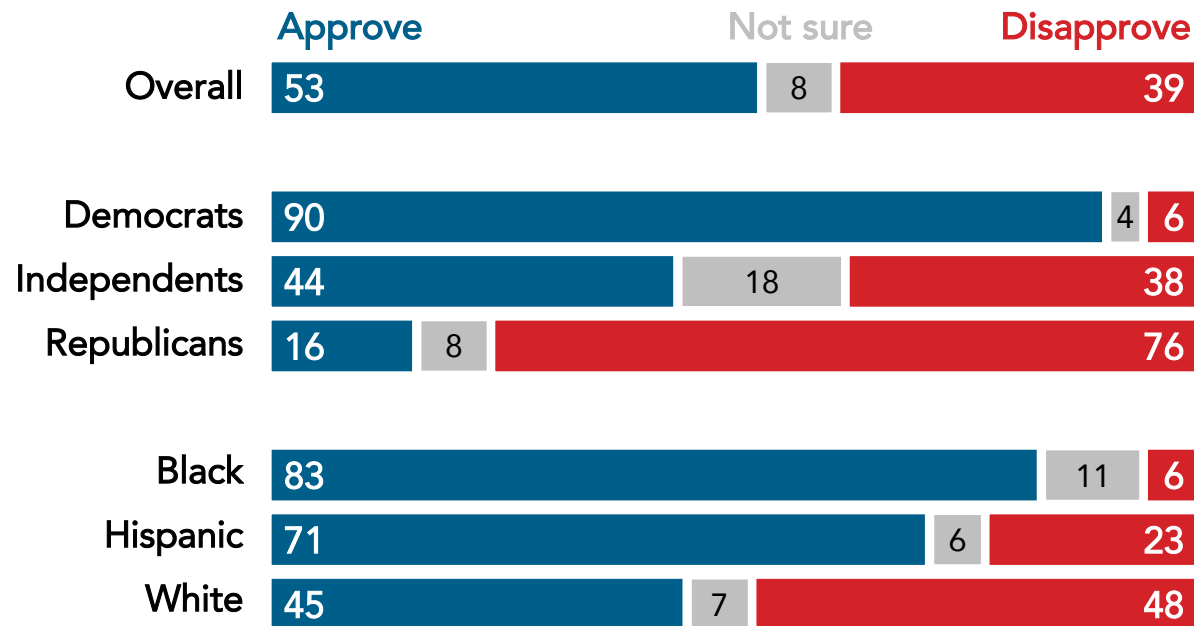
# Most View Biden Favorably and Approve of His Handling of the Presidency So Far

A majority, including more than two in five independents, approve of the job Biden has done so far as president.

- On the other hand, only 32% approve of the job Republicans in Congress are doing while 60% disapprove.

**Realizing that it's only been a few days, do you approve or disapprove of the way Joe Biden is handling his job as President?**

**Please indicate how favorable or unfavorable you are to: Joe Biden.**



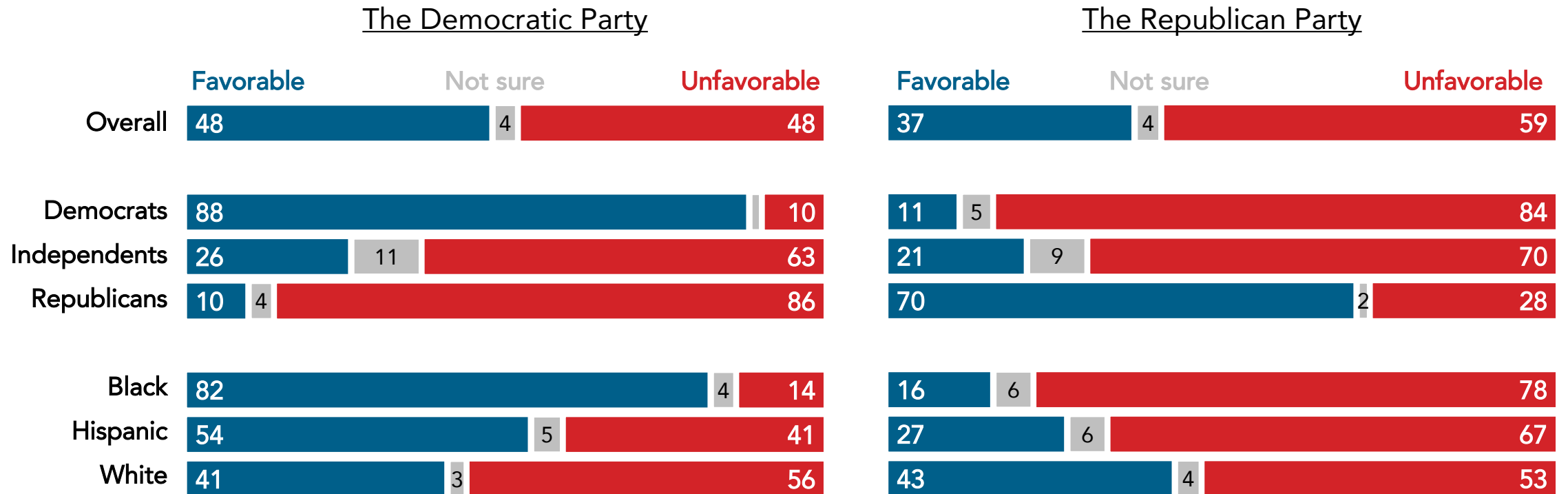
Nationwide survey of 1,005 registered voters conducted January 27-February 1, 2021. For more info, visit [navigatorresearch.org](http://navigatorresearch.org).

# The Democratic Party is Viewed More Favorably Than the Republican Party

Americans are split on their views of the Democratic Party, while the Republican Party is underwater by 22 points.

- While 88% of Democrats view their party favorably, only 70% of Republicans say the same of theirs.

Please indicate how favorable or unfavorable you are to each one:



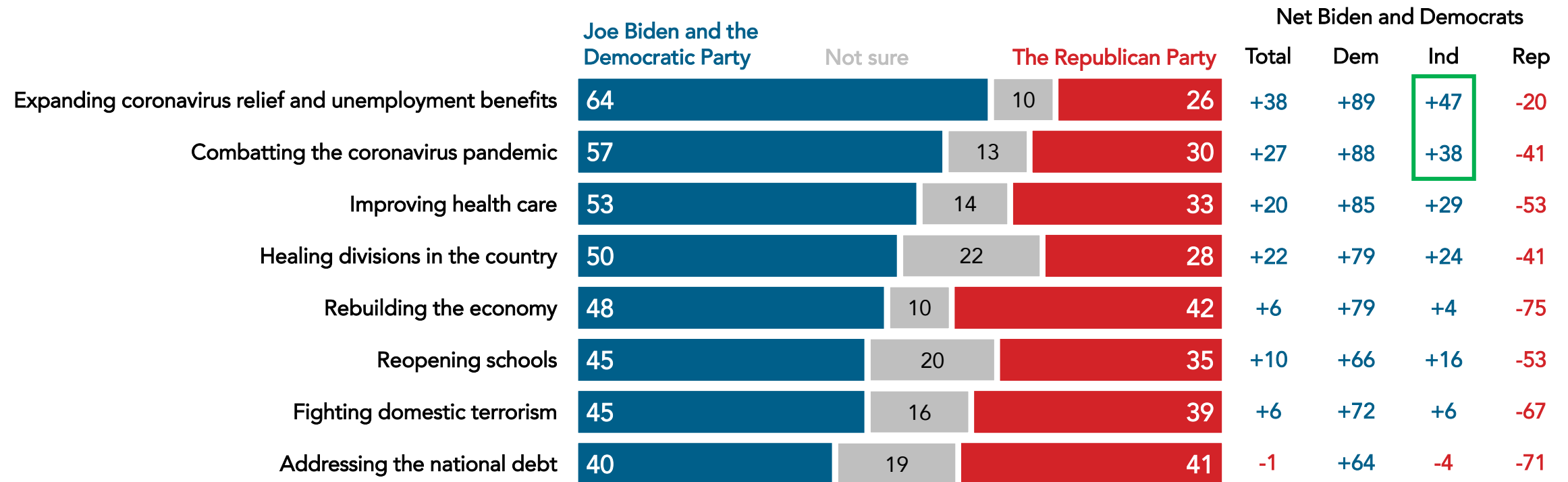
Nationwide survey of 1,005 registered voters conducted January 27-February 1, 2021.  
For more info, visit [navigatorresearch.org](http://navigatorresearch.org).

# Biden and Democrats More Trusted On Wide Range of Issues

Among independents, Biden and Democrats hold a 47-point lead on trust to handle coronavirus relief and a 38-point lead in trust to handle combatting the pandemic.

- One in three Republicans trust Biden and Democrats more to expand coronavirus relief and unemployment benefits (33%).

Please indicate who you trust more to handle each one.



Nationwide survey of 1,005 registered voters conducted January 27-February 1, 2021. For more info, visit [navigatorresearch.org](http://navigatorresearch.org).

# Joe Biden and the Public are Aligned on Top Issues: The Pandemic, Jobs and the Economy, and Health Care

The issues Americans rate as most important for Biden and Congress to focus on include the pandemic, jobs and the economy, and health care; at the same time, these are seen as the top priorities of Biden and Congress.

Select the top four issues that you feel are most important for President Joe Biden and Congress to focus on.

Which of these issues do you feel President Joe Biden and Congress are actually most focused on?

		Dem	Ind	Rep		Dem	Ind	Rep	
The coronavirus pandemic	58%	70	51	47	The coronavirus pandemic	59%	71	65	44
Jobs and the economy	48	41	50	54	Climate change/extreme weather	32	29	28	36
Health care	30	38	27	22	Jobs and the economy	28	39	25	16
Wages and the cost of living	23	27	24	19	Health care	24	31	21	16
Corruption in government	20	13	27	26	Immigration	21	14	24	28
Climate change/extreme weather	20	30	17	8	Race relations	18	17	20	19
Social Security and Medicare	18	19	20	15	Wages and the cost of living	15	18	14	11
Immigration	16	11	21	21	Domestic/homegrown terrorism	13	17	12	9
Domestic/homegrown terrorism	15	21	11	9	Reforming government	13	10	13	16
Race relations	15	22	14	7	Pollution and the environment	11	8	10	15
National security	15	8	21	21	Taxes	10	6	10	13

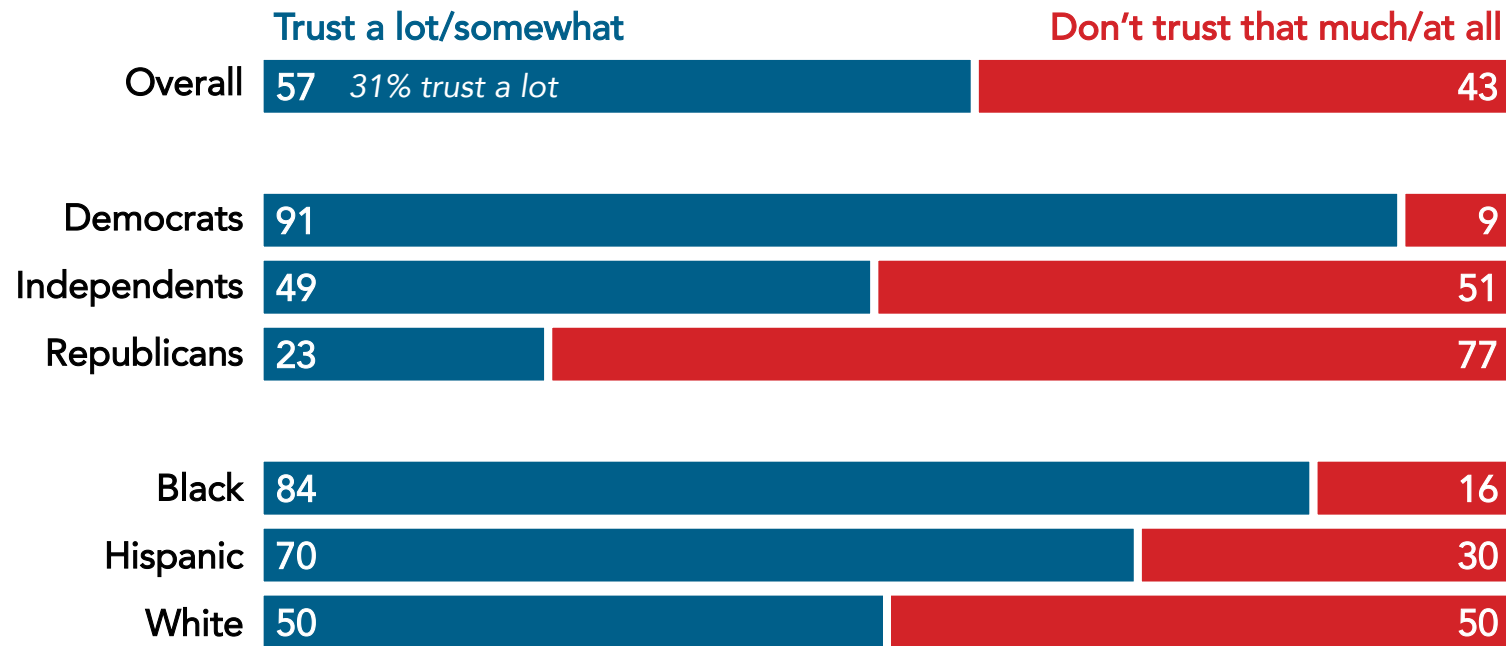
Nationwide survey of 1,005 registered voters conducted January 27-February 1, 2021. For more info, visit [navigatorresearch.org](http://navigatorresearch.org).



# Most Americans Trust Biden to Tell the Truth

Nearly three in five Americans say they trust President Biden to tell the American people the truth, including almost a quarter of Republicans.

**Do you trust President Biden and his administration to tell the truth to the American people about important issues facing the country?**



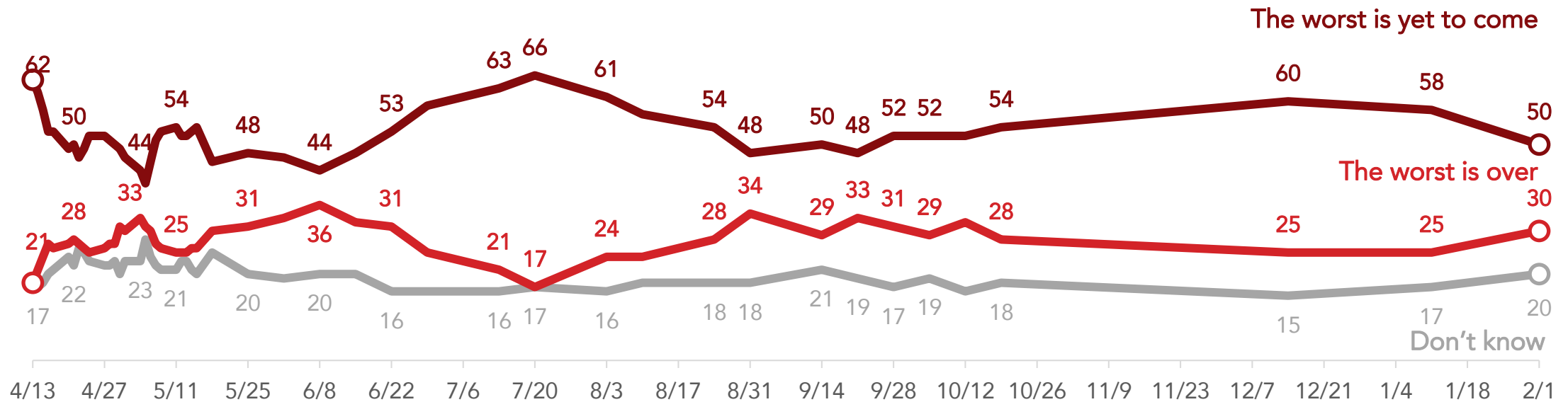
Nationwide survey of 1,005 registered voters conducted January 27-February 1, 2021.  
For more info, visit [navigatorresearch.org](https://navigatorresearch.org).

# Since Biden's Inauguration, Increased Belief the Worst of the Pandemic is Over

Since January 11<sup>th</sup>, the share who say the "worst is yet to come" has dropped by 8 points while the share who say the "worst is over" has increased by 5 points.

- Democrats are largely driving this movement: since January 11<sup>th</sup>, there has been a 13-point decline in the share of Democrats who say the "worst is yet to come" (from 70% to 57%).

**When it comes to the coronavirus pandemic in the United States, do you personally think that...**

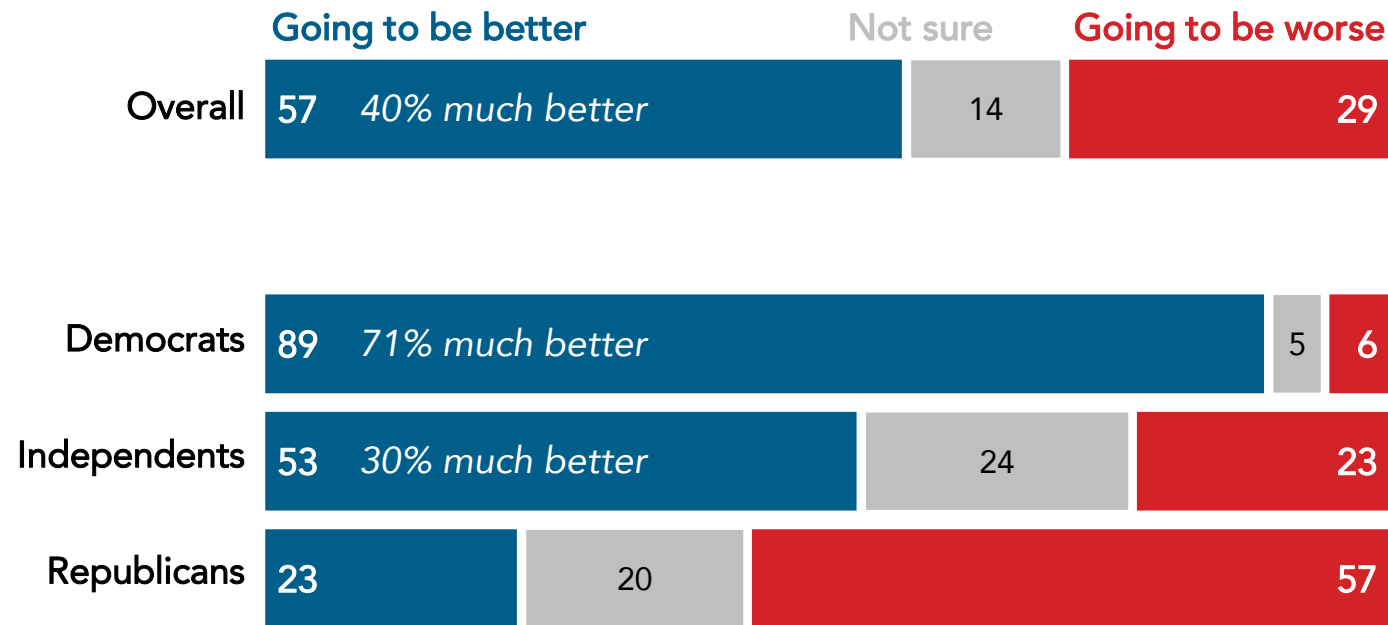


Nationwide surveys of registered voters; Each wave represents approximately 1,000 interviews taken over the prior three-five days. Latest wave conducted January 27-February 1, 2021. For more info, visit [navigatorresearch.org](http://navigatorresearch.org)

# Americans Confident Biden's Pandemic Response Will Be Better Than Trump's

Among independents, a majority say President Biden's response will be better, including 30% who say it will be "much better." Even a quarter of Republicans say Biden's response will be better.

**How do you think President Joe Biden's approach to handling the coronavirus pandemic will compare to how Donald Trump handled the coronavirus pandemic?**



Nationwide survey of 1,005 registered voters conducted January 27-February 1, 2021.  
For more info, visit [navigatorresearch.org](https://navigatorresearch.org).

# navigator\*

## About Navigator

In a world where the news cycle is the length of a tweet, our leaders often lack the real-time public-sentiment analysis to shape the best approaches to talking about the issues that matter the most. Navigator is designed to act as a consistent, flexible, responsive tool to inform policy debates by conducting research and reliable guidance to inform allies, elected leaders, and the press. Navigator is a project led by pollsters from Global Strategy Group and GBAO along with an advisory committee, including: Andrea Purse, progressive strategist; Arkadi Gerney, The Hub Project; Joel Payne, The Hub Project; Christina Reynolds, EMILY's List; Delvone Michael, Working Families; Felicia Wong, Roosevelt Institute; Mike Podhorzer, AFL-CIO; Jesse Ferguson, progressive strategist; Navin Nayak, Center for American Progress Action Fund; Stephanie Valencia, EquisLabs; and Melanie Newman, Planned Parenthood Action Fund.

## About the Study

Global Strategy Group conducted public opinion surveys among a sample of 1,005 registered voters from January 27-February 1, 2021. 100 additional interviews were conducted among Hispanic voters. 100 additional interviews were conducted among African American voters. 100 additional interviews were conducted among independent voters. The survey was conducted online, recruiting respondents from an opt-in online panel vendor. Respondents were verified against a voter file and special care was taken to ensure the demographic composition of our sample matched that of the national registered voter population across a variety of demographic variables.

For Press inquiries contact:

[press@navigatorresearch.org](mailto:press@navigatorresearch.org)

To learn more about Navigator:

<http://navigatorresearch.org>

@NavigatorSurvey on Twitter