

# navigator\*

Update:  
Thursday, February 4

Navigating The First  
100 Days



## Key Takeaways:

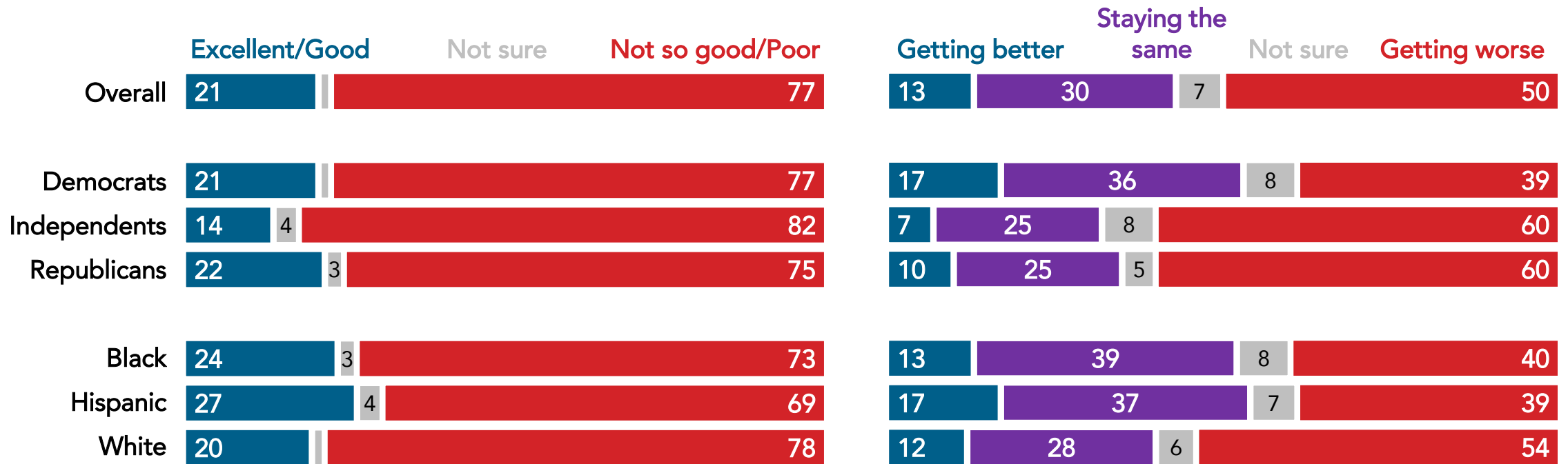
- More than seven in ten support Biden's "American Rescue Plan," and each provision of it earns support from at least three in five Americans.
- Support for a new round of stimulus checks is universally high across demographic groups – including Republicans.
- The public is concerned about providing too little relief, and highlighting Republican hypocrisy on government spending is an effective rebuttal to criticisms of Biden's bill's cost.

# Vast Majority Rate Economy Negatively

Three in four Americans say the economy is “not so good” or “poor” and half say it is still “getting worse.”

How would you rate the state of the U.S. economy today?

And, which of the following best describes the current state of the U.S. economy: The economy is...

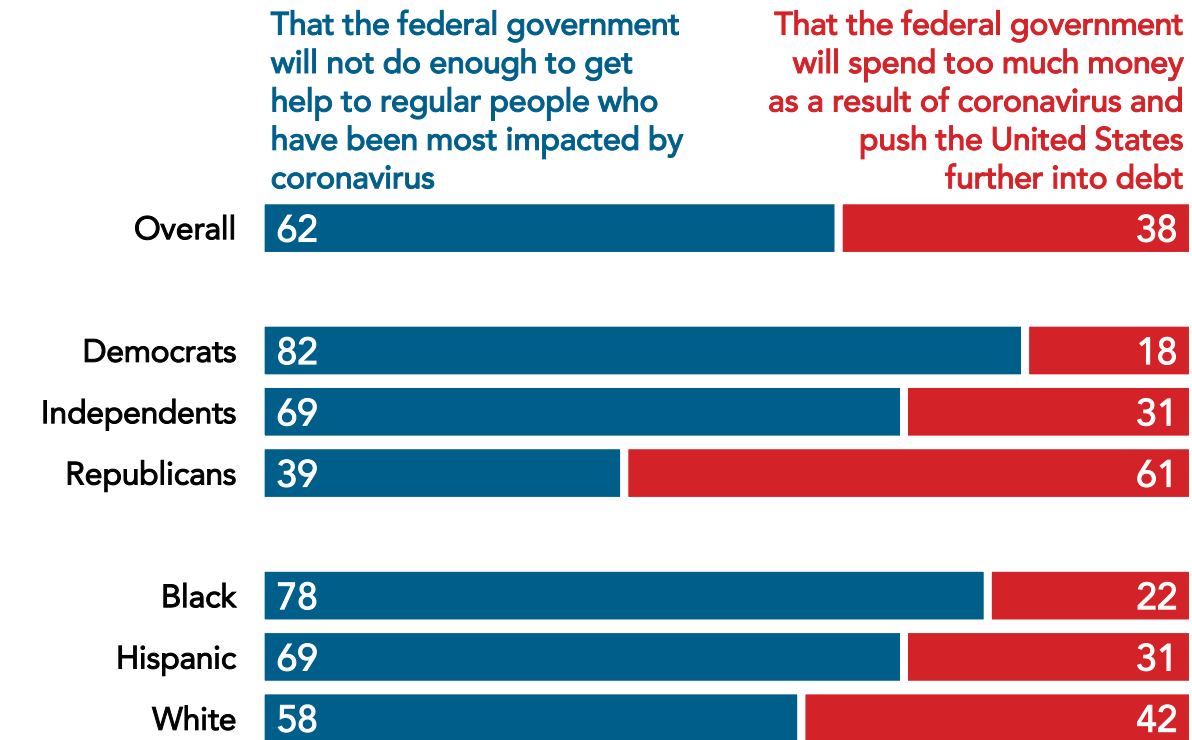


Nationwide survey of 1,005 registered voters conducted January 27-February 1, 2021. For more info, visit [navigatorresearch.org](http://navigatorresearch.org).

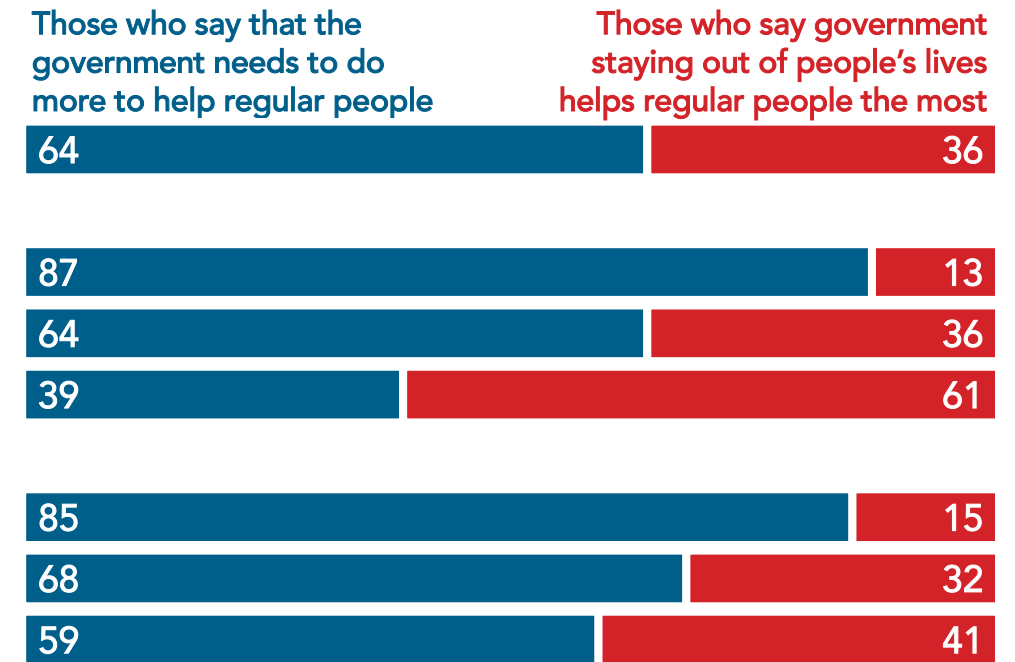
# People More Worried Government Will Spend Too Little, Not Too Much

Three in five are more concerned the federal government “will not do enough to get help to regular people” and agree “the government needs to do more to help regular people.”

Which of the following concerns you more right now?



Even if you don't agree with either side completely, who do you agree with more?

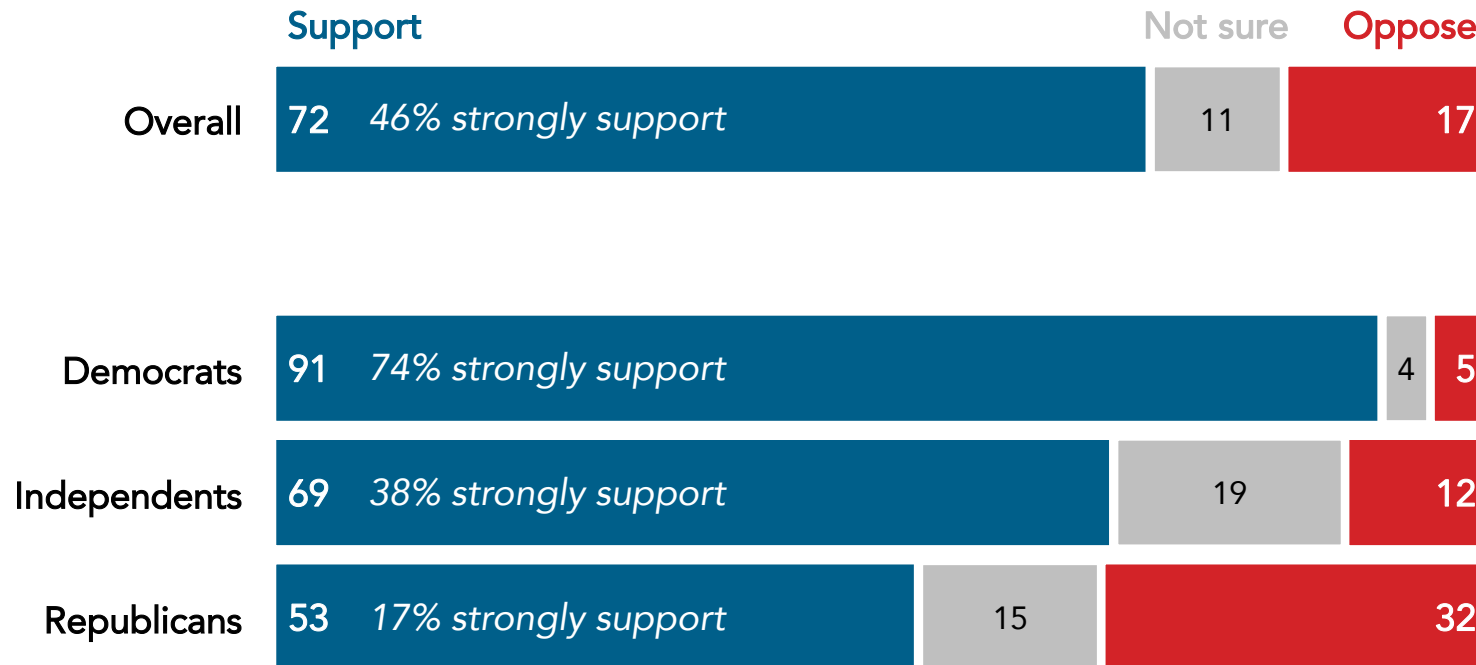


Nationwide survey of 1,005 registered voters conducted January 27-February 1, 2021. For more info, visit [navigatorresearch.org](http://navigatorresearch.org).

# More Than Seven in Ten Support the “American Rescue Plan”

Support for the “American Rescue Plan” earns majority support across partisan lines.

Regardless of how much you have seen or heard about President Biden’s “American Rescue Plan,” do you support or oppose President Biden passing an emergency legislative package that includes a new round of economic stimulus, vaccine funding, and other pandemic-related responses?

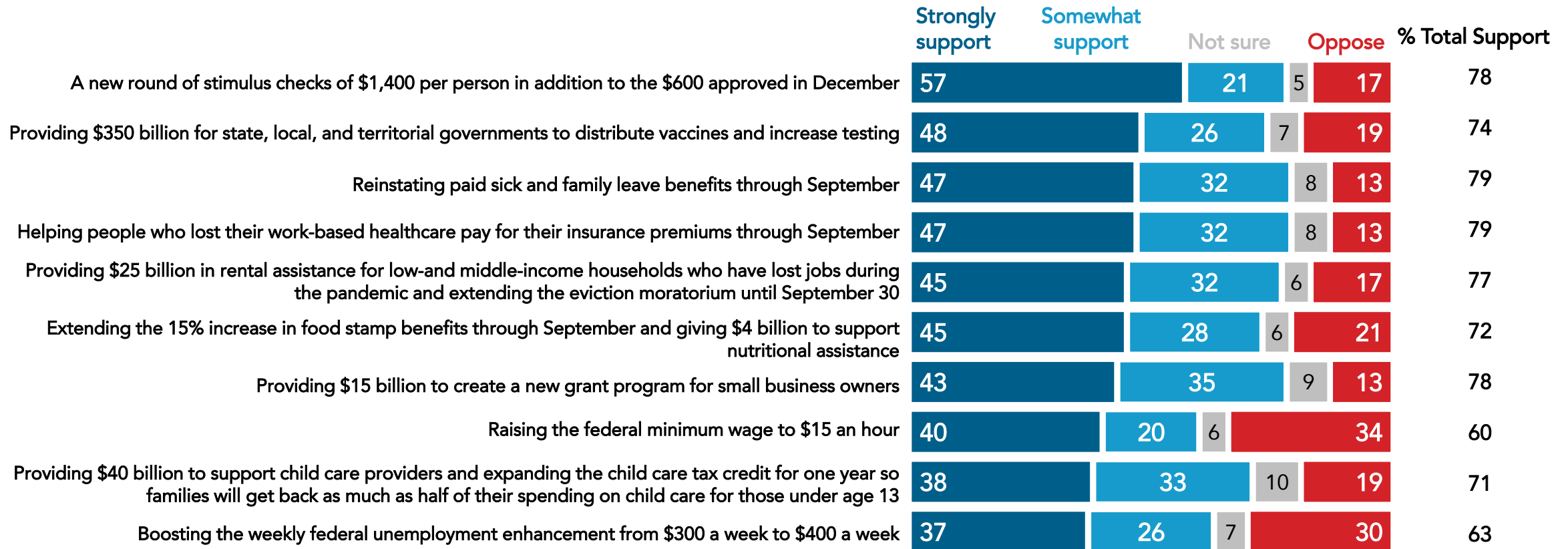


Nationwide survey of 1,005 registered voters conducted January 27-February 1, 2021.  
For more info, visit [navigatorresearch.org](http://navigatorresearch.org).

# Strong Support for Proposals from Biden's Relief Plan

A new round of stimulus checks enjoys the most intense support of the economic proposals in Biden's plan.

Please indicate whether you support or oppose each economic proposal from the "American Rescue Plan."



Nationwide survey of 1,005 registered voters conducted January 27-February 1, 2021.  
For more info, visit [navigatorresearch.org](http://navigatorresearch.org).

# Broad, Bipartisan Support for Most Proposals

Majorities across demographic groups and parties, including traditionally conservative groups such as Fox News Republicans and white non-college, support most of the proposals in the American Rescue Plan.

Please indicate whether you support or oppose each economic proposal from the “American Rescue Plan.”

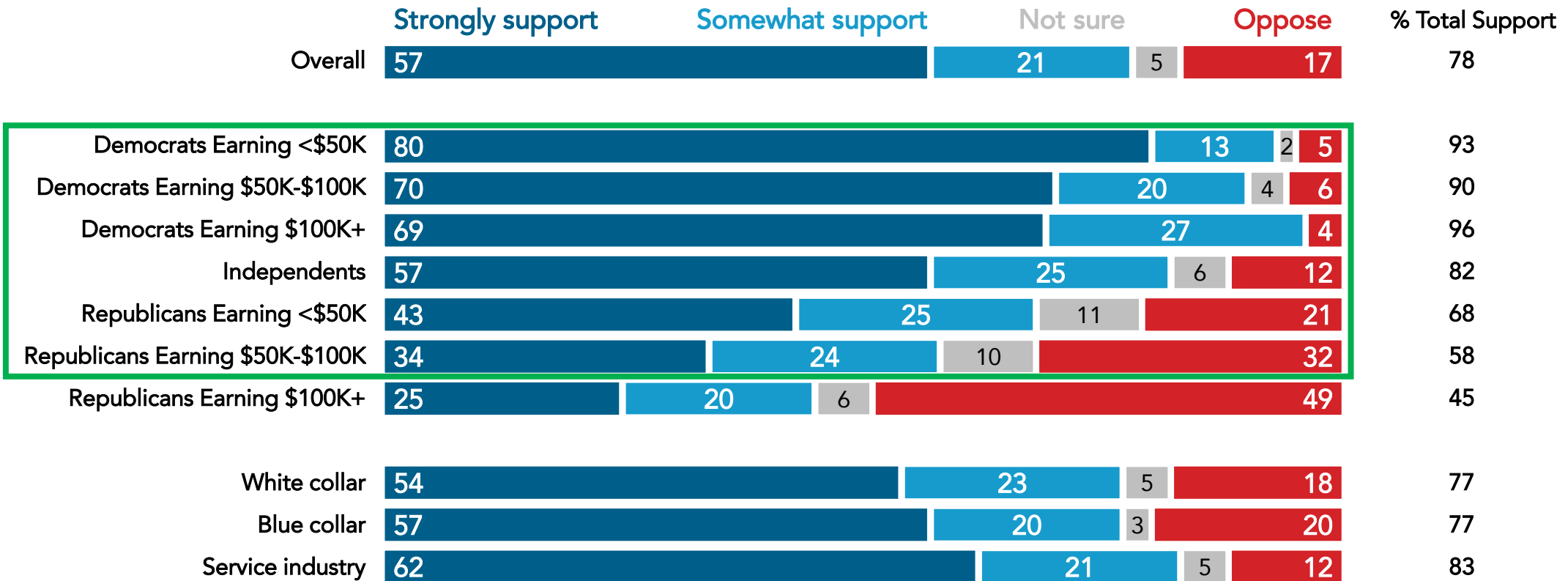
	Total	Dem	Ind	Rep	% Total Support		Black	Hisp	Non-Coll. White	White Coll.
					Liberal Dem	Fox News Rep*				
New stimulus checks	78	93	82	60	95	59	89	85	76	69
Vaccine and testing funding	74	90	68	57	93	60	78	80	68	79
Paid sick and family leave	79	92	78	65	95	65	88	89	74	79
Helping with health insurance premiums	79	93	78	64	94	63	85	80	78	77
Rental assistance	77	93	76	59	95	60	92	86	73	71
Food stamp benefits and nutritional assistance	72	92	73	51	94	53	88	77	70	67
Small business owner grants	78	91	73	66	94	66	86	83	76	77
\$15 federal minimum wage	60	87	54	32	91	35	86	74	52	53
Child care support and child care tax credit	71	87	72	53	90	54	86	79	64	71
Weekly federal unemployment enhancement	63	84	57	41	88	46	85	74	58	56

\*"Republicans who watch Fox News" are Republicans who report watching Fox News at least a few times a month. Nationwide survey of 1,005 registered voters conducted January 27-February 1, 2021. For more info, visit [navigatorresearch.org](http://navigatorresearch.org).

# Universal Support for More Stimulus Checks

Support for more stimulus checks is high among Democrats and independents, but Republicans are split by income: 68% of those earning less than \$50,000 support, while just 45% of those who make more than \$100,000 support.

**Please indicate whether you support or oppose each economic proposal from the "American Rescue Plan":** A new round of stimulus checks of \$1,400 per person in addition to the \$600 approved in December.



Nationwide survey of 1,005 registered voters conducted January 27-February 1, 2021.  
For more info, visit [navigatorresearch.org](http://navigatorresearch.org).



# Price Tag Has No Impact on Relief Package Support

Using a split-sample test, half of respondents were asked whether they favor a \$2 trillion relief package or a smaller package that reduces the deficit, while the other half were asked whether they support a \$4 trillion relief package or smaller package that reduces the deficit. Both relief packages were highly favored and the cost of the package had almost no impact on the results.

## Which do you favor more?

A \$2 trillion relief package that includes a new round of stimulus checks, increased unemployment benefits, vaccine funding, grants for small businesses, and other pandemic-related responses

A smaller relief package that provides less economic stimulus and aid, but adds less to the national deficit



A \$4 trillion relief package that includes a new round of stimulus checks, increased unemployment benefits, vaccine funding, grants for small businesses, and other pandemic-related responses

Net Favor Relief Package			
Total	Dem	Ind	Rep
+44	+82	+54	0
+40	+80	+34	-2


Nationwide survey of 1,005 registered voters conducted January 27-February 1, 2021. For more info, visit [navigatorresearch.org](http://navigatorresearch.org).

# Strong Support for Aid to State and Local Governments

Three in four Americans support the federal government giving state and local governments more aid.

- Almost four in five independents support sending more relief to state and local governments, including one in three who “strongly support.”

**Do you support or oppose the federal government sending more relief to state and local governments because of their large deficits from the economic impact of the coronavirus pandemic?**



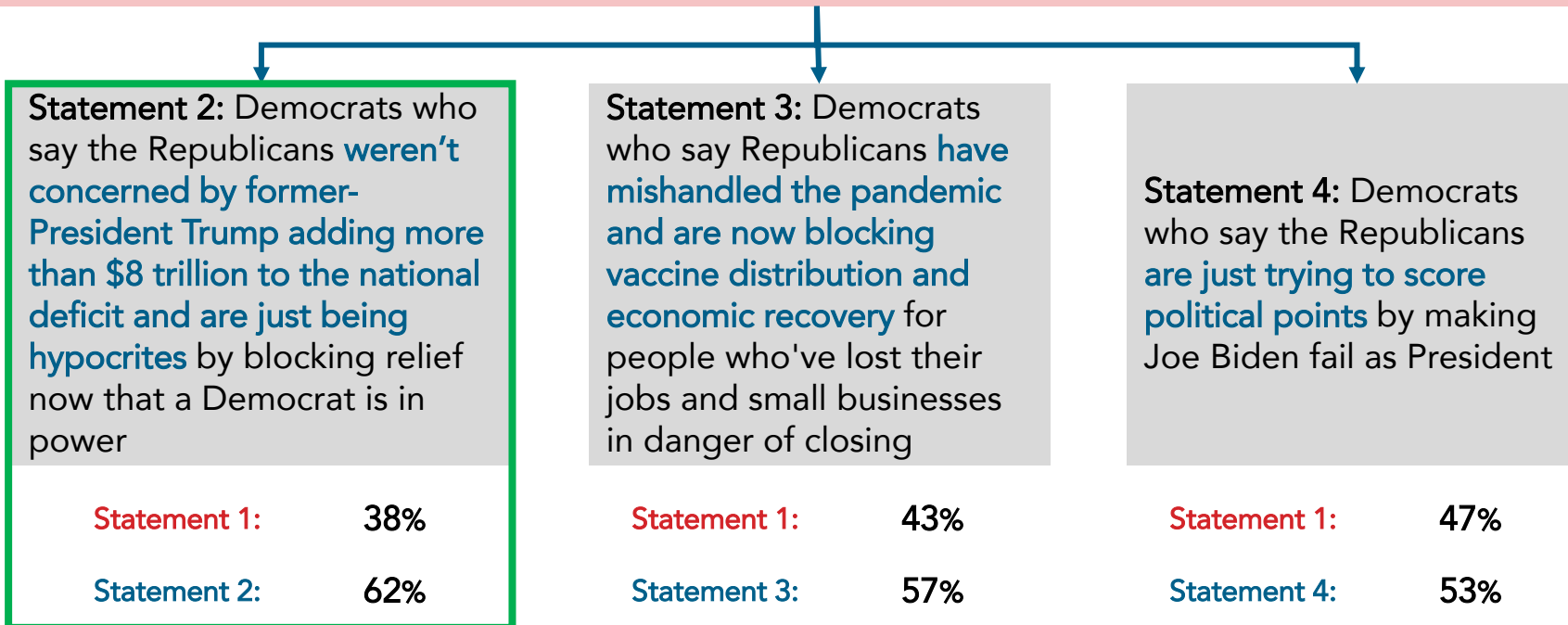
Nationwide survey of 1,005 registered voters conducted January 27-February 1, 2021.  
For more info, visit [navigatorresearch.org](https://navigatorresearch.org).

# Highlighting Hypocrisy is the Strongest Rebuttal to Republican Concerns About the National Deficit

Messaging focused on growth of the national deficit under Trump and Republican hypocrisy is most effective.

Which do you agree with more?

**Statement 1:** Republicans who say President Biden's new \$2 trillion relief package is going to balloon the national deficit, hurting our economy even more



Nationwide survey of 1,005 registered voters conducted January 27-February 1, 2021. For more info, visit [navigatorresearch.org](http://navigatorresearch.org).

# navigator\*

## About Navigator

In a world where the news cycle is the length of a tweet, our leaders often lack the real-time public-sentiment analysis to shape the best approaches to talking about the issues that matter the most. Navigator is designed to act as a consistent, flexible, responsive tool to inform policy debates by conducting research and reliable guidance to inform allies, elected leaders, and the press. Navigator is a project led by pollsters from Global Strategy Group and GBAO along with an advisory committee, including: Andrea Purse, progressive strategist; Arkadi Gerney, The Hub Project; Joel Payne, The Hub Project; Christina Reynolds, EMILY's List; Delvone Michael, Working Families; Felicia Wong, Roosevelt Institute; Mike Podhorzer, AFL-CIO; Jesse Ferguson, progressive strategist; Navin Nayak, Center for American Progress Action Fund; Stephanie Valencia, EquisLabs; and Melanie Newman, Planned Parenthood Action Fund.

## About the Study

Global Strategy Group conducted public opinion surveys among a sample of 1,005 registered voters from January 27-February 1, 2021. 100 additional interviews were conducted among Hispanic voters. 100 additional interviews were conducted among African American voters. 100 additional interviews were conducted among independent voters. The survey was conducted online, recruiting respondents from an opt-in online panel vendor. Respondents were verified against a voter file and special care was taken to ensure the demographic composition of our sample matched that of the national registered voter population across a variety of demographic variables.

For Press inquiries contact:

[press@navigatorresearch.org](mailto:press@navigatorresearch.org)

To learn more about Navigator:

<http://navigatorresearch.org>

@NavigatorSurvey on Twitter