

navigator*

Update:
Tuesday, March 9

Navigating The First
100 Days



Key Takeaways:

- A majority say Texas's government "failed its people" in the recent outage and blame "extreme weather," "state government," and Texas's deregulated grid for the outages.
- The public feels America's infrastructure is "broken" and "outdated" and says rebuilding it is "extremely important."
- Only two in five say American capitalism is working well, showing a double-digit decline since May 2019.

Vast Majority Heard About Texas Outages, With Blame Placed On Companies and Government

“Utility companies,” “state and local government,” and Texas’s deregulated grid are seen as top culprits of the Texas outages among the 98% of Americans who report having heard “a lot,” “some,” or “not much” about them.

[Heard at least a little about TX outages*] Who or what do you blame for the recent outages of power, water, and other public utilities in Texas?



“The **utility companies** and the **Texas Government** for allowing such a policy.”

“**Texas utility company** would not agree to be part of a large **grid**.”

“**State and local governments**, as well as the **utility companies**.”

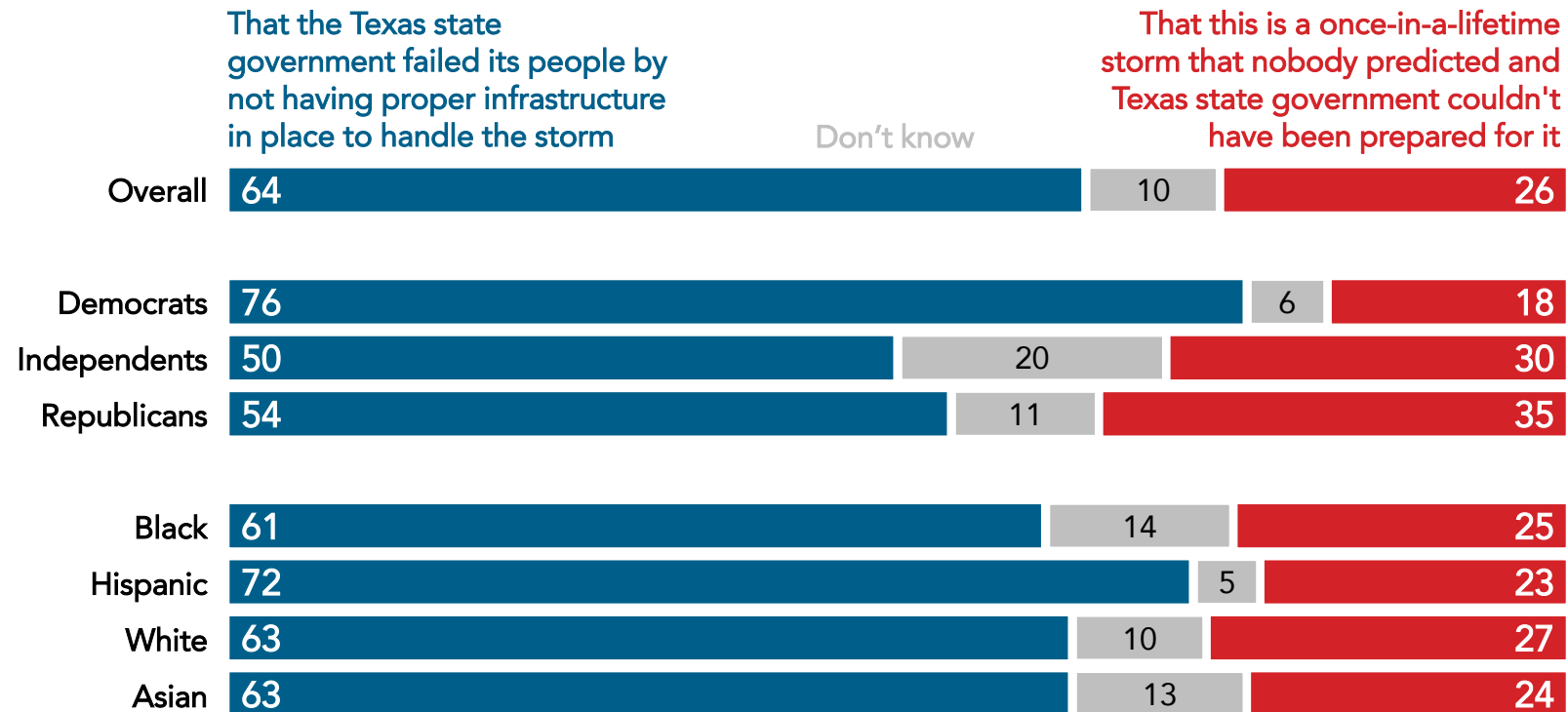
“**Texas politicians** and the **power companies** who promoted deregulation.”

*Asked of those who said they had heard “a lot,” “some,” or “not much” (98% of sample). Nationwide survey of 1,007 registered voters conducted February 25-March 1, 2021. For more info, visit navigatorresearch.org.

Two in Three Agree Texas's Government Failed Its People

Only a quarter of Americans say this was a "once-in-a-lifetime storm that nobody predicted."

As you may or may not know, the state of Texas recently experienced unprecedented winter storms and frigid temperatures that caused much of the state's electrical grid to go offline. As a result, millions of people across the state were and have been without power and water for days. Knowing this, which do you agree with more?

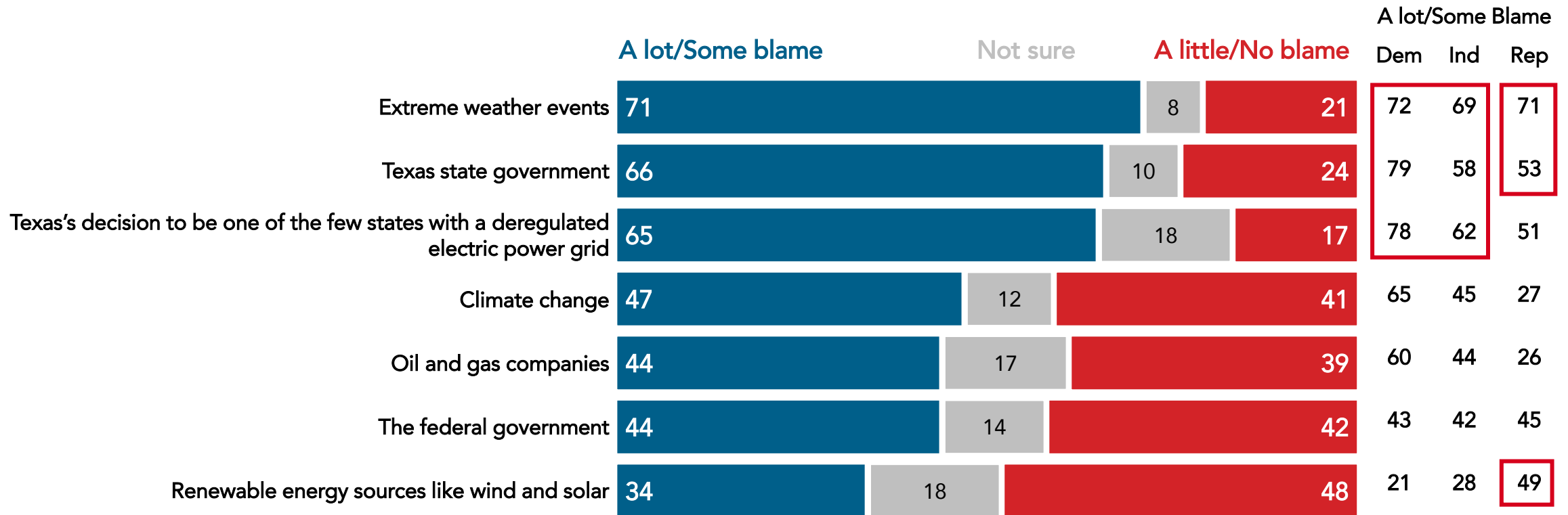


Nationwide survey of 1,007 registered voters conducted February 25-March 1, 2021. For more info, visit navigatorresearch.org.

Extreme Weather, State Government, and a Deregulated Power Grid Top the List of Blame for Outages

While Republicans are the most likely to blame renewable energy, they are still more likely to blame extreme weather and Texas government.

For each, please indicate how much blame each group or institution deserves for the Texas power outage.



Nationwide survey of 1,007 registered voters conducted February 25-March 1, 2021. For more info, visit navigatorresearch.org.

After Hearing About Texas's Outages, Safety and Greed Are Top Deregulation Concerns

Among ***"government regulation movers,"** 40% say messaging on **"unreliability"** in the marketplace is most convincing as a reason to oppose deregulated markets.

Below is a list of statements from opponents of deregulated markets. Please indicate which you find most convincing.

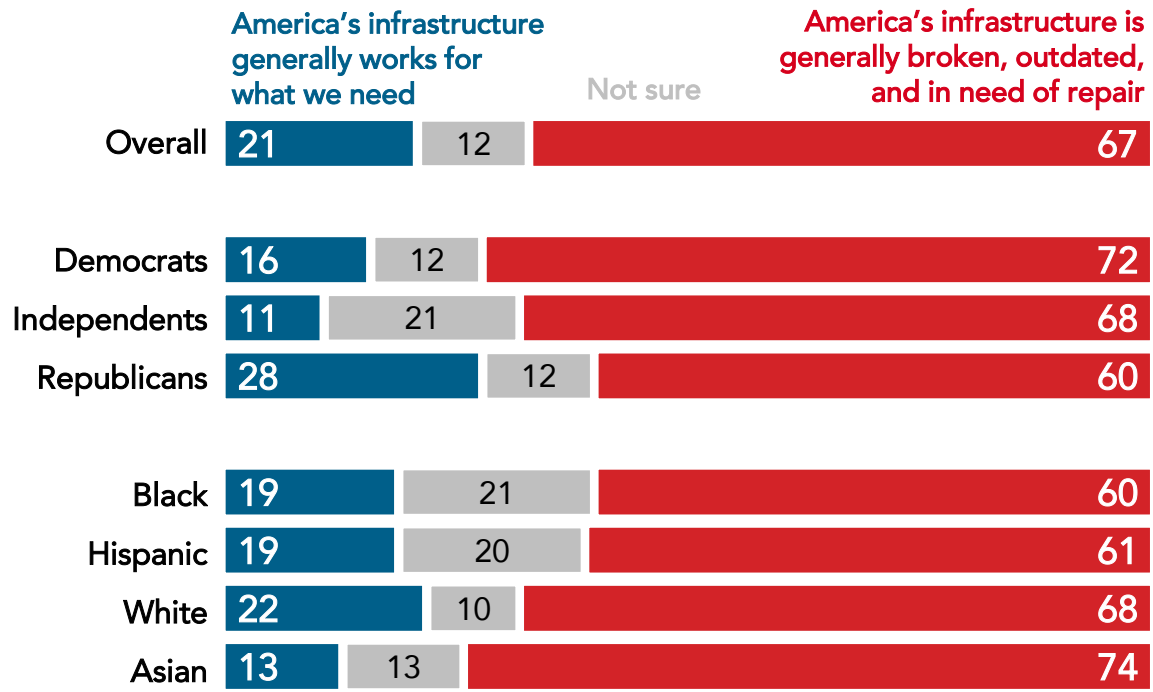
		Dem	Ind	Rep	Gov't Reg Movers*
Lack of regulations means decreased safety and infrastructure in the market	37%	47	33	27	37
Deregulated markets put desire for profits over the good of consumers	33	38	29	28	36
Without regulations, markets become more unreliable	28	31	18	26	40
Deregulation prevents cooperation and centralization of the market to improve services and respond to natural disasters	24	25	24	24	24
None of these are convincing	24	13	36	33	12

*"Government regulation movers" are the 10% of respondents who initially in the survey said government regulations are "mostly a bad thing," but after reading messaging on power outages in Texas, rated government regulations as "mostly a good thing." Nationwide survey of 1,007 registered voters conducted February 25-March 1, 2021. For more info, visit navigatorresearch.org.

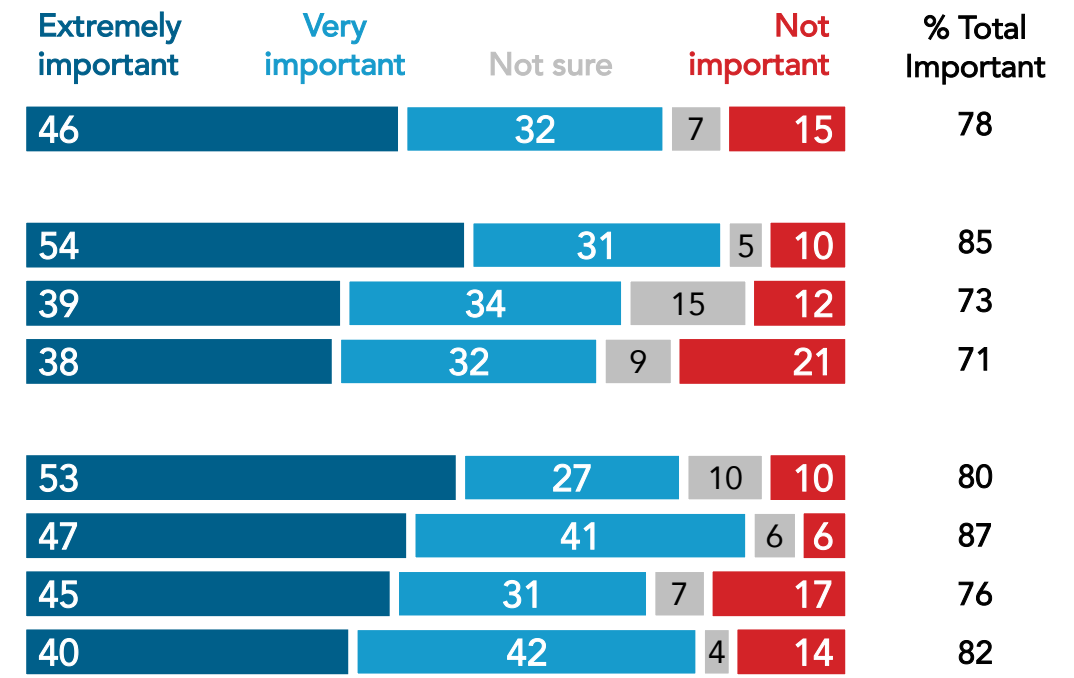
Majorities Say America's Infrastructure Is "Broken" & "Outdated" and Say Its Rebuilding Is Important

Almost four in five call rebuilding America's infrastructure important overall, with nearly half saying it is "extremely important."

Which of the following do you agree with more?



How important do you think rebuilding America's infrastructure is?

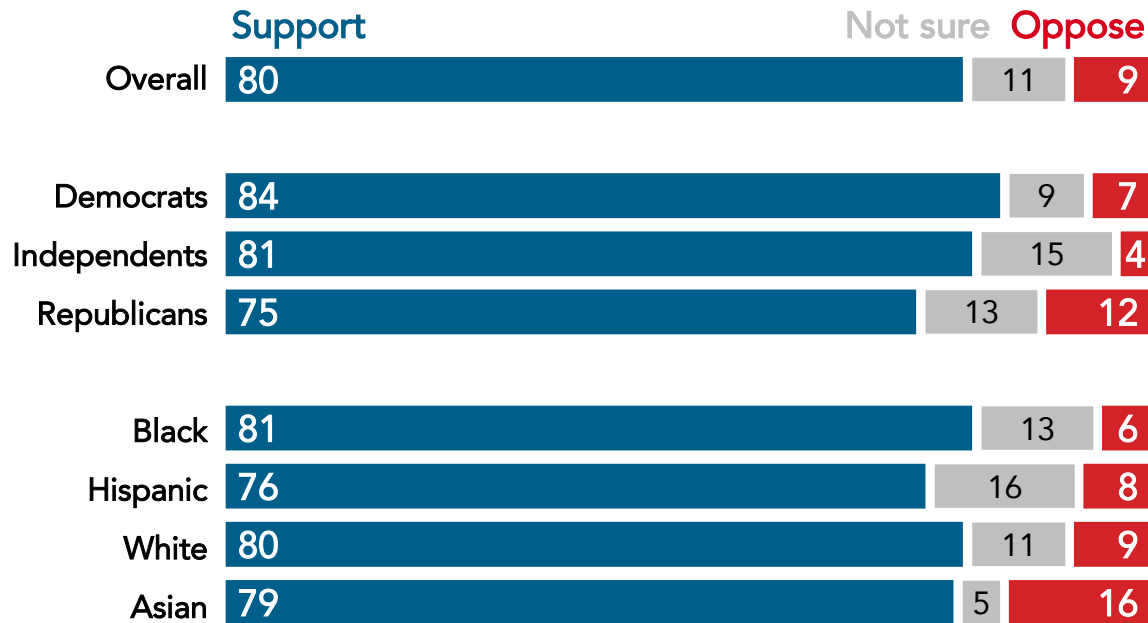


Nationwide survey of 1,007 registered voters conducted February 25-March 1, 2021. For more info, visit navigatorresearch.org.

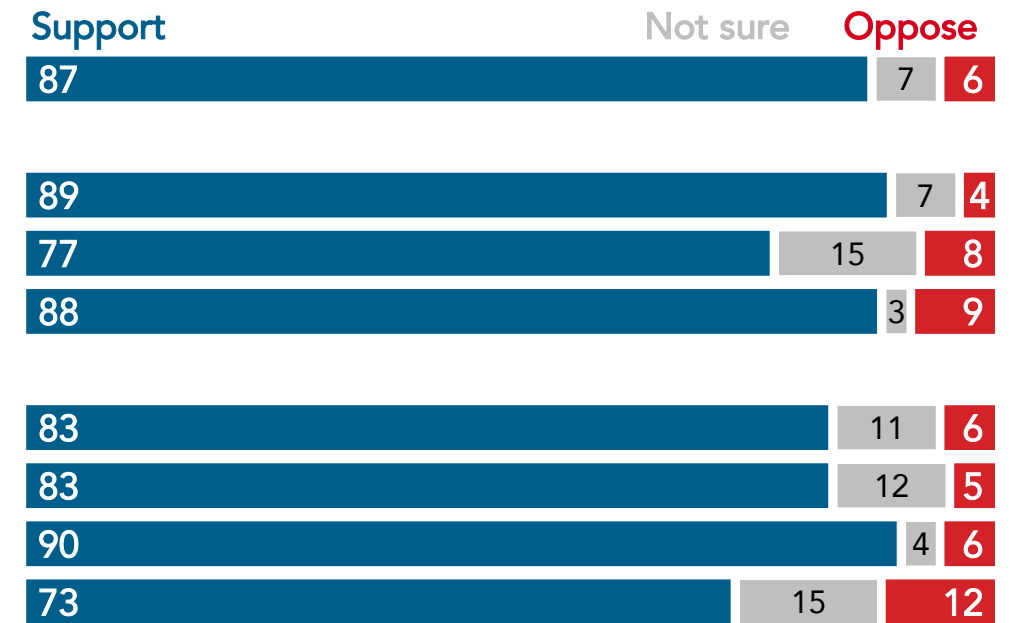
Overwhelming Support Exists for Infrastructure Investment – and Specifics of “Roads” and “Bridges” Drives Support Even Higher

While four in five support spending money “rebuilding and repairing America’s infrastructure,” almost nine in ten support spending it “rebuilding and repairing America’s roads, bridges, and public transportation.”

Do you support or oppose state and federal government spending more money on rebuilding and repairing America’s infrastructure?



Do you support or oppose state and federal government spending more money on rebuilding and repairing America’s roads, bridges, and public transportation?



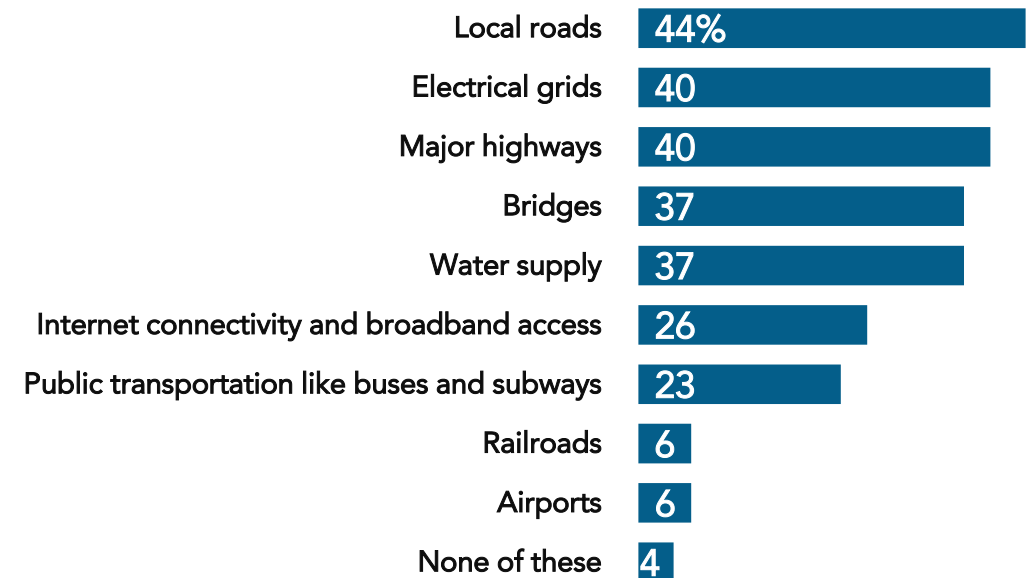
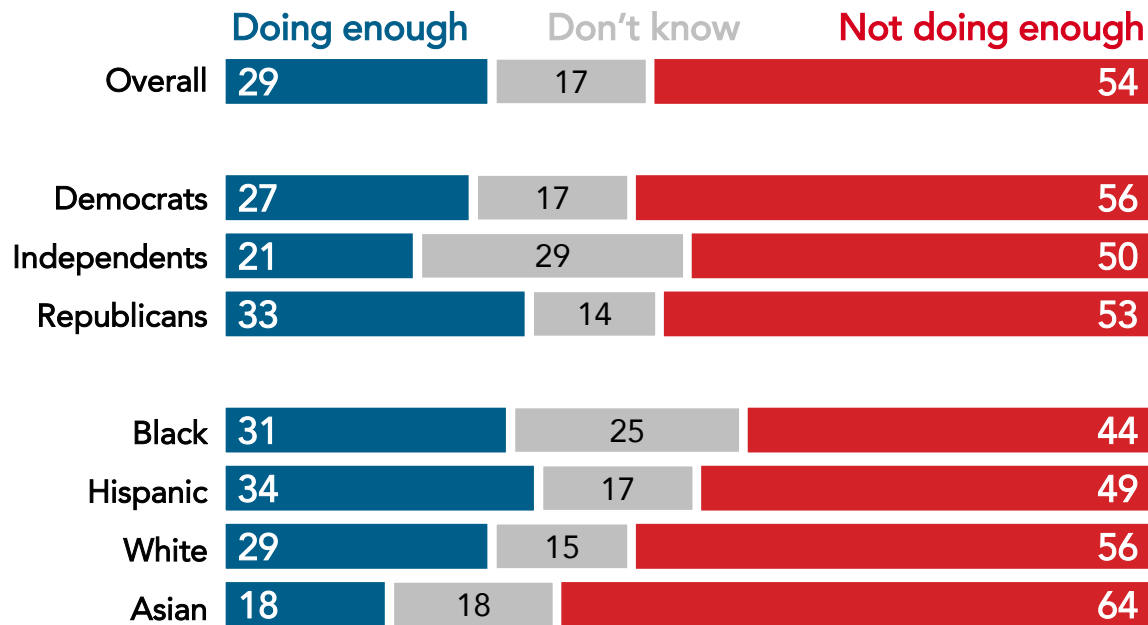
Nationwide survey of 1,007 registered voters conducted February 25-March 1, 2021. For more info, visit navigatorresearch.org.

Majority Say Government Not Doing Enough on Infrastructure, With "Roads," "Electrical Grids," and "Highways" Top Concerns

More than half say state and federal government are not doing enough to improve America's infrastructure, with at least two in five citing "roads," "electrical grids," and "highways" as the areas needing the most attention.

When it comes to America's infrastructure...do you think your state's government and the federal government are doing enough to improve it or not enough to improve it?

When thinking about America's infrastructure, which areas do you think need the most attention?

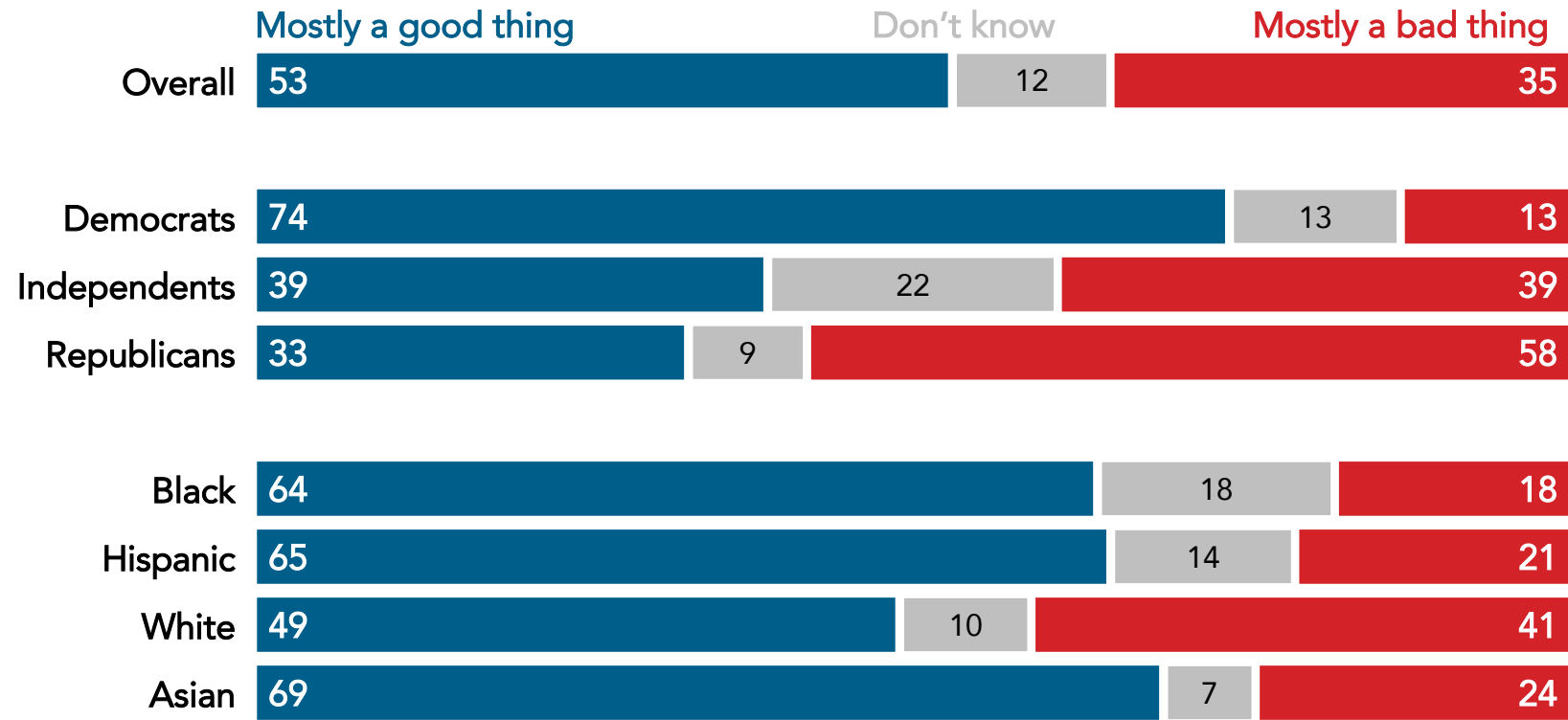


Nationwide survey of 1,007 registered voters conducted February 25-March 1, 2021. For more info, visit navigatorresearch.org.

A Majority Say Government Regulations Are “Mostly a Good Thing”

Three in four Democrats and at least a third of independents and Republicans say they are “mostly a good thing.”

Which of the following do you agree with more? Government regulations are...



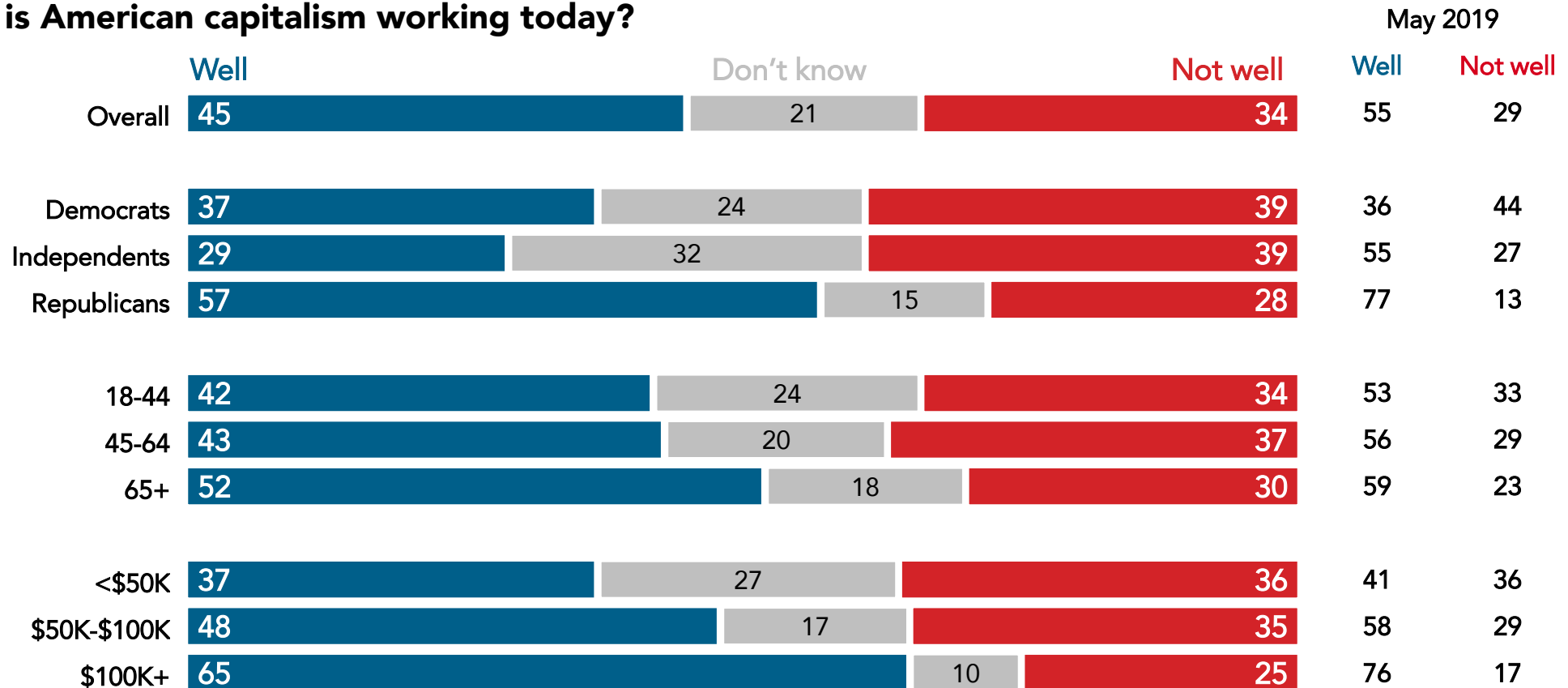
Nationwide survey of 1,007 registered voters conducted February 25-March 1, 2021.
For more info, visit navigatorresearch.org.

Declining Share Across the Board Say Capitalism Is Working

Since May 2019, there has been a 10-point decline in the share who say American capitalism is working well.

- The decline is most stark among independents (26-point decline, from 55% to 29%), Republicans (20-point decline, 77% to 57%), and 45-64 year-olds (13-point decline, 56% to 43%).

How well is American capitalism working today?



Nationwide surveys of registered voters; Each wave represents approximately 1,000 interviews taken over the prior three-five days. Latest wave conducted February 25-March 1, 2021. For more info, visit navigatorresearch.org

navigator*

About Navigator

In a world where the news cycle is the length of a tweet, our leaders often lack the real-time public-sentiment analysis to shape the best approaches to talking about the issues that matter the most. Navigator is designed to act as a consistent, flexible, responsive tool to inform policy debates by conducting research and reliable guidance to inform allies, elected leaders, and the press. Navigator is a project led by pollsters from Global Strategy Group and GBAO along with an advisory committee, including: Andrea Purse, progressive strategist; Arkadi Gerney, The Hub Project; Joel Payne, The Hub Project; Christina Reynolds, EMILY's List; Delvone Michael, Working Families; Felicia Wong, Roosevelt Institute; Mike Podhorzer, AFL-CIO; Jesse Ferguson, progressive strategist; Navin Nayak, Center for American Progress Action Fund; Stephanie Valencia, EquisLabs; and Melanie Newman, Planned Parenthood Action Fund.

About the Study

Global Strategy Group conducted public opinion surveys among a sample of 1,007 registered voters from February 25-March 1, 2021. 100 additional interviews were conducted among Hispanic voters. 72 additional interviews were conducted among Asian American and Pacific Islander voters. 100 additional interviews were conducted among African American voters. 100 additional interviews were conducted among independent voters. The survey was conducted online, recruiting respondents from an opt-in online panel vendor. Respondents were verified against a voter file and special care was taken to ensure the demographic composition of our sample matched that of the national registered voter population across a variety of demographic variables.

For Press inquiries contact:

press@navigatorresearch.org

To learn more about Navigator:

<http://navigatorresearch.org>

@NavigatorSurvey on Twitter