

navigator*

Update:
Wednesday, April 1

Navigating The First
100 Days



Key Takeaways:

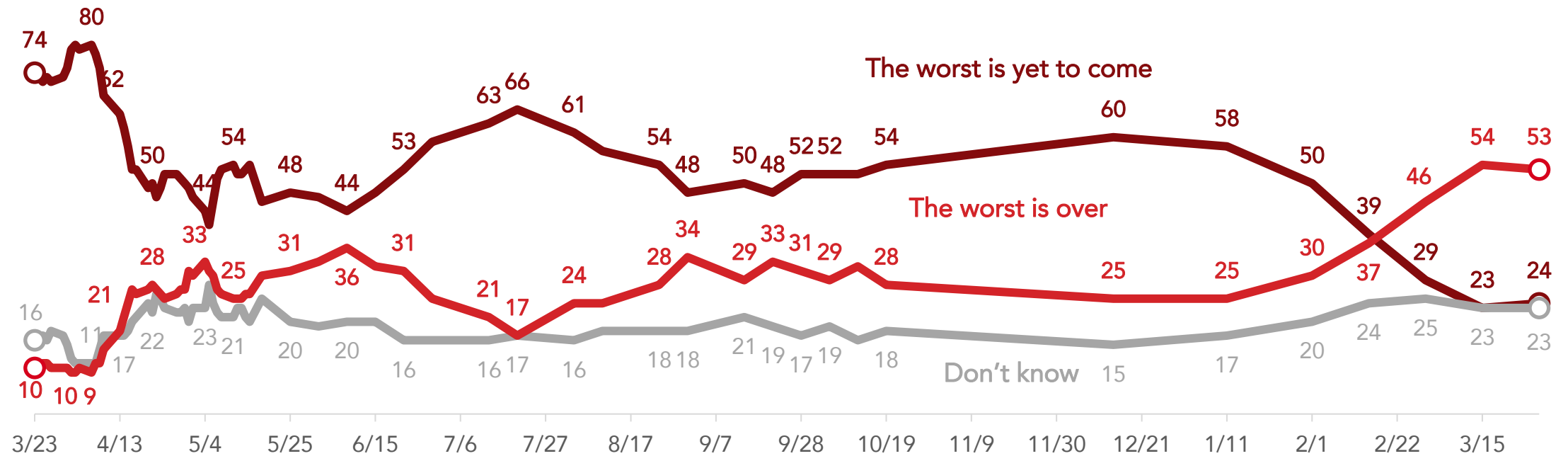
- A steady majority continue to say the “worst is over” in the pandemic.
- As more and more Americans report both knowing someone vaccinated and having been personally vaccinated, approval of the rollout continues to climb.
- Americans express serious concerns about new variants and strains of coronavirus, as well as the potential of another future pandemic.

Majority Continue to Say the “Worst Is Over” in the Pandemic

This time last year, 74% of Americans said the worst was “yet to come” in the pandemic. Now, 53% say the “worst is over,” with a 50-point drop in the share who say the “worst is yet to come.”

- Optimism is cross-partisan: 49% of Democrats, 45% of independents, and 58% of Republicans say the “worst is over.”

When it comes to the coronavirus pandemic in the United States, do you personally think that...



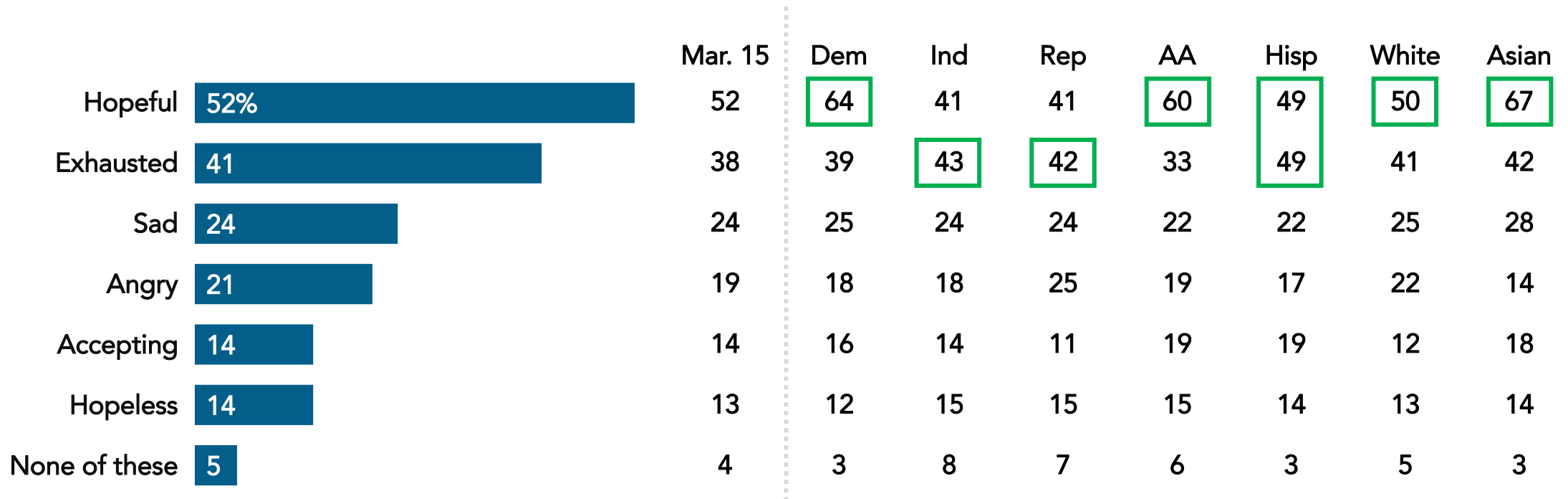
Nationwide surveys of registered voters; Each wave represents approximately 1,000 interviews taken over the prior three-five days. Latest wave conducted March 25-March 29, 2021. For more info, visit navigatorresearch.org

More Than Half Remain “Hopeful” on State of Pandemic

A majority of Americans continue to say they feel “hopeful,” while two in five still feel “exhausted.”

- Democrats and people of color are more optimistic than independents and Republicans on the state of the pandemic.

When you think about the current state of the coronavirus pandemic in the United States, do you feel...

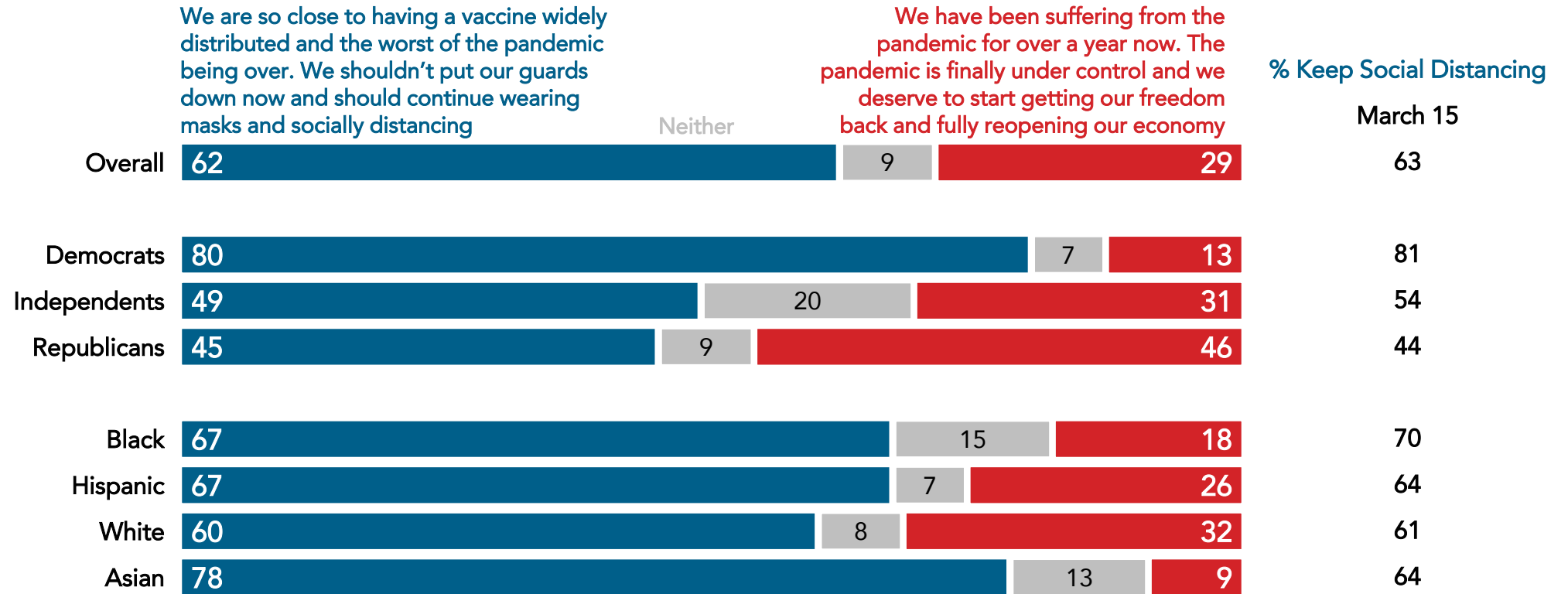


Nationwide surveys of registered voters; Each wave represents approximately 1,000 interviews taken over the prior three-five days. Latest wave conducted March 25-March 29, 2021. For more info, visit navigatorresearch.org

Americans Remain Committed to Social Distancing and Wearing Masks

Nearly half of independents (49%) continue to say “we shouldn’t put our guards down now.”

In thinking more about the pandemic, which do you generally agree with more?



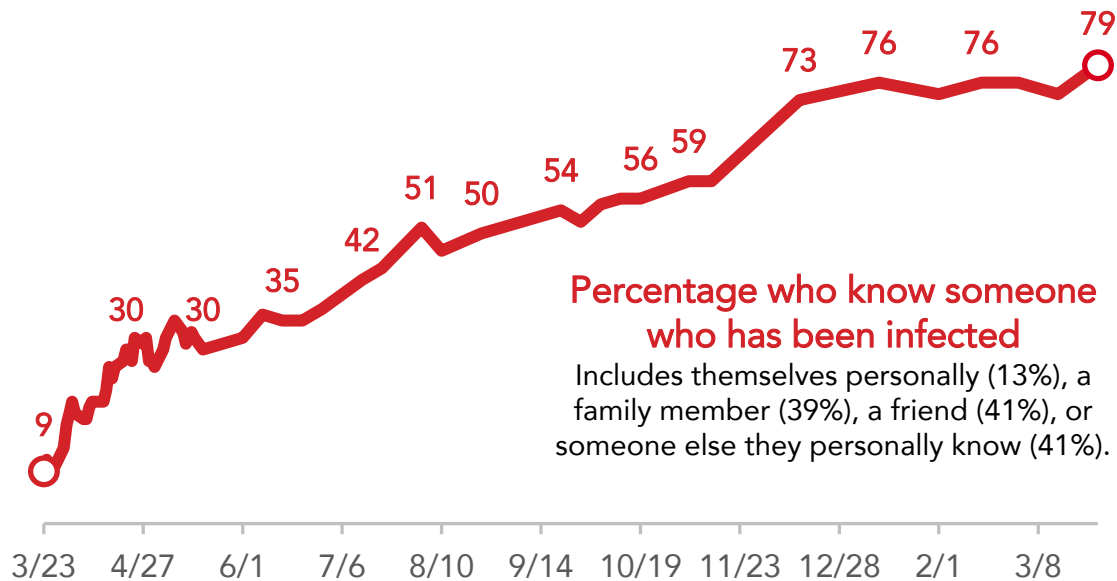
Nationwide surveys of registered voters; Each wave represents approximately 1,000 interviews taken over the prior three-five days. Latest wave conducted March 25-March 29, 2021. For more info, visit navigatorresearch.org

Despite Optimism, Vast Majority Knows Someone Who Has Had the Virus and Two in Five Know Someone Who Has Died

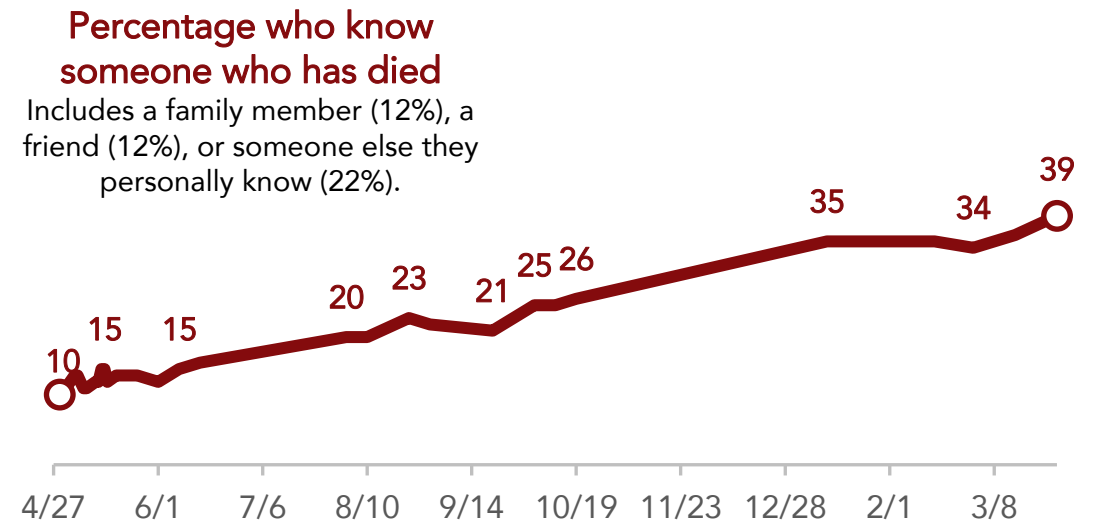
Since March 2020, the share who know someone who has been infected has increased nearly ninefold, while the share who know someone who has died from complications related to coronavirus has quadrupled since April.

- More than one in ten Americans have lost a family member (12%) or report personally having the virus (13%).

Do you know anyone who has been infected with coronavirus?



Understanding it may be difficult to talk about, do you personally know anyone who has died from complications related to coronavirus?*



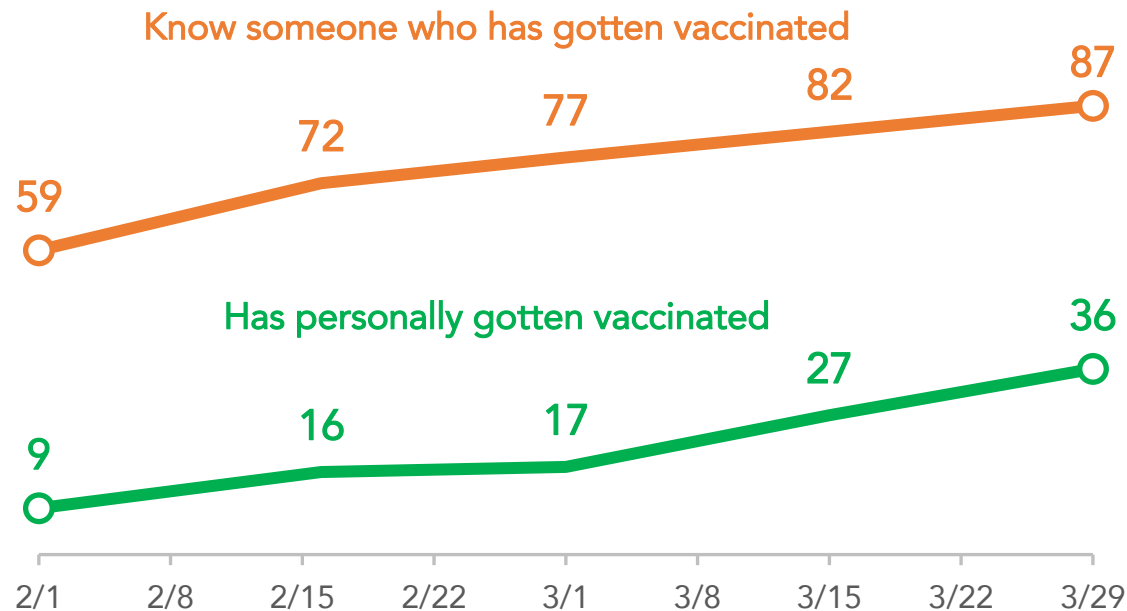
*Question first asked on 4/29/2020.
Nationwide surveys of registered voters; Each wave represents approximately 1,000 interviews taken over the prior three-five days.
Latest wave conducted March 25-March 29, 2021. For more info, visit navigatorresearch.org

As Vaccination Rates Climb, Approval of Rollout Does Too

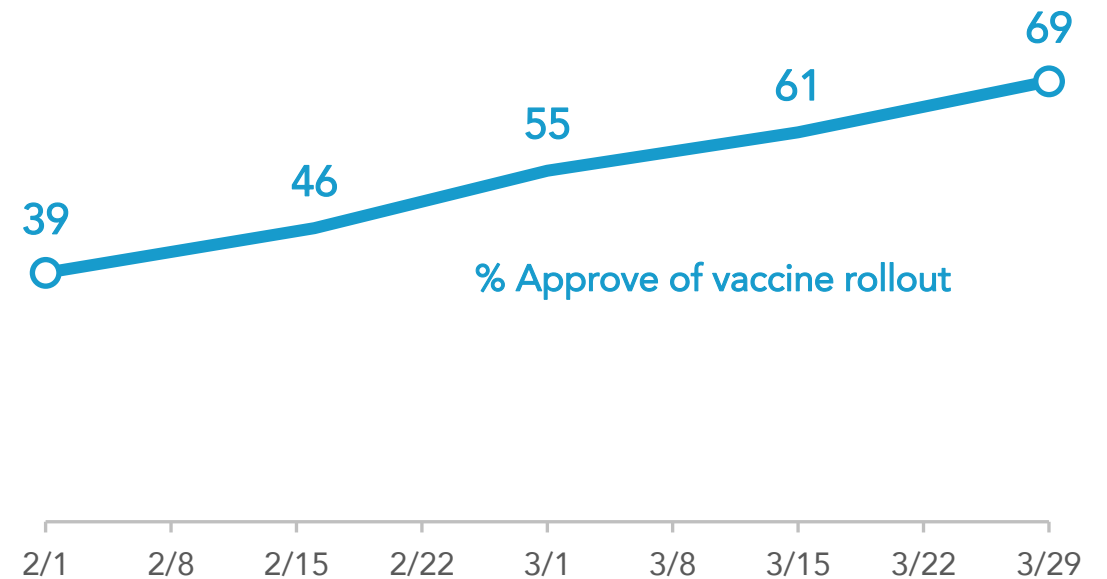
Since February, the share who report knowing someone who has been vaccinated has increased by 28 points, and the share who report having personally been vaccinated has increased fourfold.

- At the same time, approval of the vaccine rollout has increased by 30 points since the beginning of February, with more than two thirds now saying they approve of how the rollout is going.

Do you know anyone who has received the coronavirus vaccine?



Do you approve or disapprove of how the vaccine rollout in the United States has gone so far?

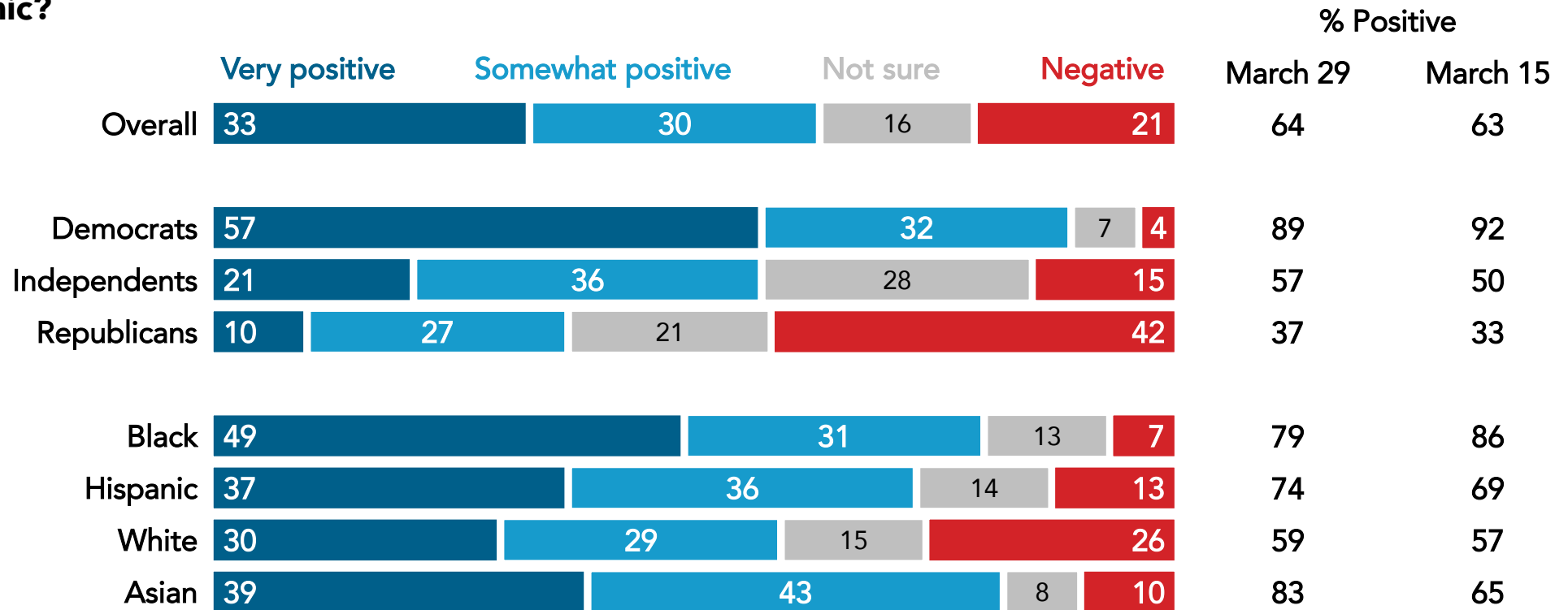


Nationwide surveys of registered voters; Each wave represents approximately 1,000 interviews taken over the prior three-five days. Latest wave conducted March 25-March 29, 2021. For more info, visit [navigatorresearch.org](https://www.navigatorresearch.org)

Americans Continue to See Biden's Policies Having a Positive Impact on the Pandemic

Among independents, 57% say Biden's policies have had a positive impact, as do 37% of Republicans.

Since taking office, have Joe Biden's pandemic-related policies had a positive or negative impact on combating the pandemic?



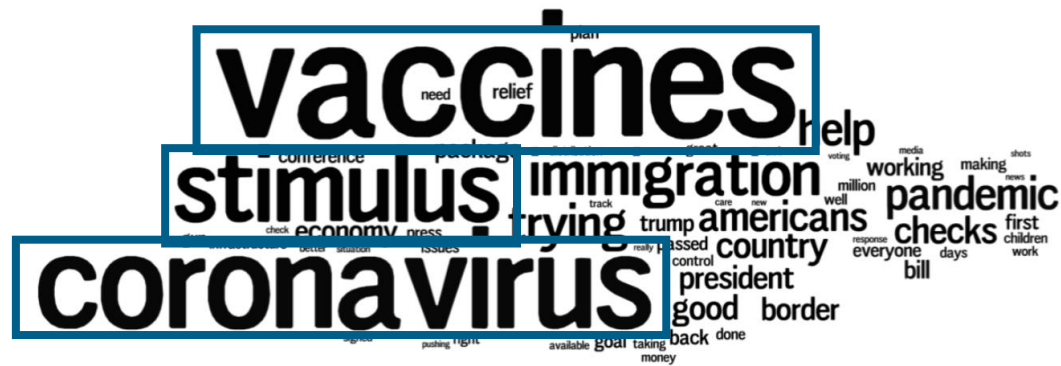
Nationwide surveys of registered voters; Each wave represents approximately 1,000 interviews taken over the prior three-five days. Latest wave conducted March 25-March 29, 2021. For more info, visit navigatorresearch.org

Vaccines and the Stimulus Package Continue to Dominate Positive Conversation Around Biden

Majorities of Democrats (90% positive or mix) and independents (67%) report hearing positive things or a mix of positive and negative things, as do 41% of Republicans.

In a few words, what positive things have you seen, read, or heard recently about Joe Biden?

Hearing Mostly/Some Positive: 67%



"The positive things I have heard are about the COVID-19 pandemic."

"Vaccination rate is much higher than anticipated."

"He got the new American Rescue Act stimulus passed. He's getting millions of vaccines available to Americans."

"Quickly issuing stimulus payments."


"His handling of the COVID and the vaccine distribution."

While More Still Say They Are More Worried About Their Health, Growing Share More Worried About Financial Situation

While a majority continue to say they are more worried about their household's health and well-being during the coronavirus pandemic, a growing number say they are more worried about their financial situation.

- Republicans (47%), blue collar workers (45%), and Americans ages 18-44 (42%) are most likely to say they are more worried about their financial situation.

In thinking about the impact of coronavirus on you, which are you more worried about...

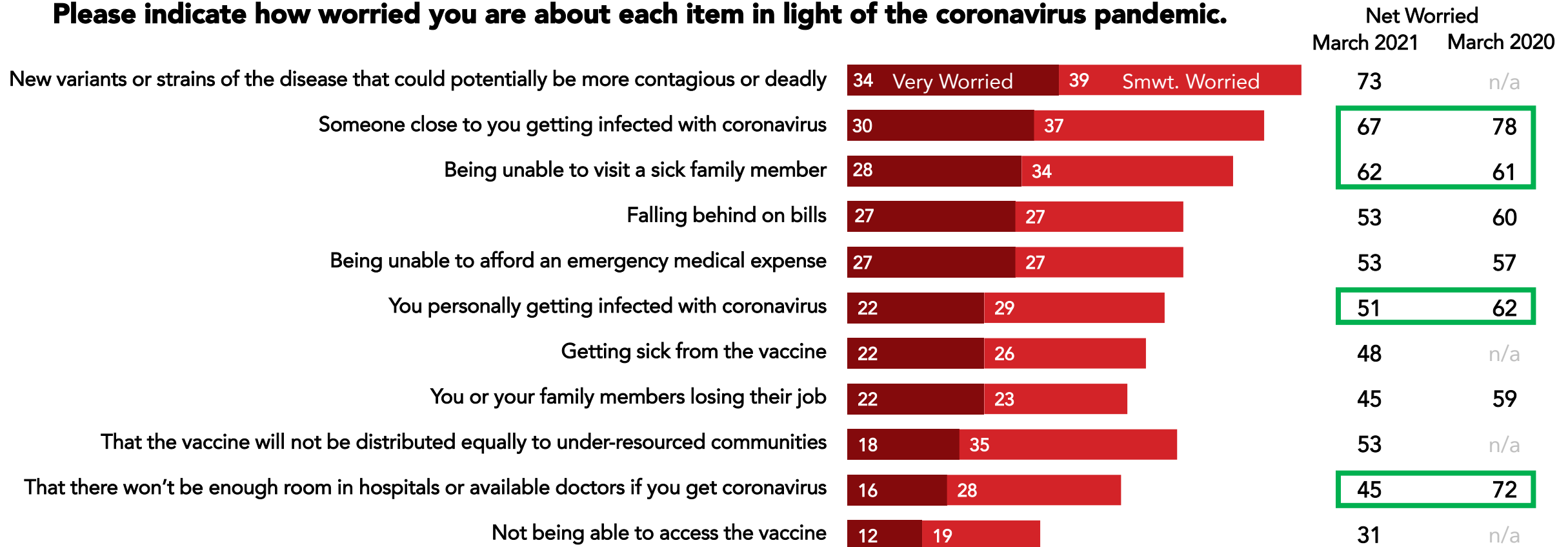


Nationwide surveys of registered voters; Each wave represents approximately 1,000 interviews taken over the prior three-five days. Latest wave conducted March 25-March 29, 2021. For more info, visit navigatorresearch.org

After A Year, Worries About the Health Impact of Pandemic Are Down As Financial Concerns Remain High

After one year of the pandemic, worries about a variety of aspects related to the coronavirus pandemic have decreased, but the rise of new variants is now the dominant worry for Americans.

Please indicate how worried you are about each item in light of the coronavirus pandemic.



Nationwide surveys of registered voters; Each wave represents approximately 1,000 interviews taken over the prior three-five days. Latest wave conducted March 25-March 29, 2021. For more info, visit navigatorresearch.org

Americans Are Widely Concerned About Future Pandemics and a Return of Coronavirus

Nearly three in four Americans are concerned about a return of coronavirus or other pandemics.

- Black Americans (43%), Hispanic Americans (37%), and Democrats (36%) are most likely to say they are “very concerned.”

Once the coronavirus pandemic is over, how concerned are you about a return of coronavirus or other future pandemics?



Nationwide survey of 1,002 registered voters conducted March 25-March 29, 2021.
For more info, visit navigatorresearch.org.

navigator*

About Navigator

In a world where the news cycle is the length of a tweet, our leaders often lack the real-time public-sentiment analysis to shape the best approaches to talking about the issues that matter the most. Navigator is designed to act as a consistent, flexible, responsive tool to inform policy debates by conducting research and reliable guidance to inform allies, elected leaders, and the press. Navigator is a project led by pollsters from Global Strategy Group and GBAO along with an advisory committee, including: Andrea Purse, progressive strategist; Arkadi Gerney, The Hub Project; Joel Payne, The Hub Project; Christina Reynolds, EMILY's List; Delvone Michael, Working Families; Felicia Wong, Roosevelt Institute; Mike Podhorzer, AFL-CIO; Jesse Ferguson, progressive strategist; Navin Nayak, Center for American Progress Action Fund; Stephanie Valencia, EquisLabs; and Melanie Newman, Planned Parenthood Action Fund.

About the Study

Global Strategy Group conducted public opinion surveys among a sample of 1,002 registered voters from March 25-March 29, 2021. 103 additional interviews were conducted among Hispanic voters. 100 additional interviews were conducted among Asian American and Pacific Islander voters. 100 additional interviews were conducted among African American voters. 100 additional interviews were conducted among independent voters. The survey was conducted online, recruiting respondents from an opt-in online panel vendor. Respondents were verified against a voter file and special care was taken to ensure the demographic composition of our sample matched that of the national registered voter population across a variety of demographic variables.

For Press inquiries contact:

press@navigatorresearch.org

To learn more about Navigator:

<http://navigatorresearch.org>

@NavigatorSurvey on Twitter