

navigator*

Thursday, May 13

A Guide for
Advocates



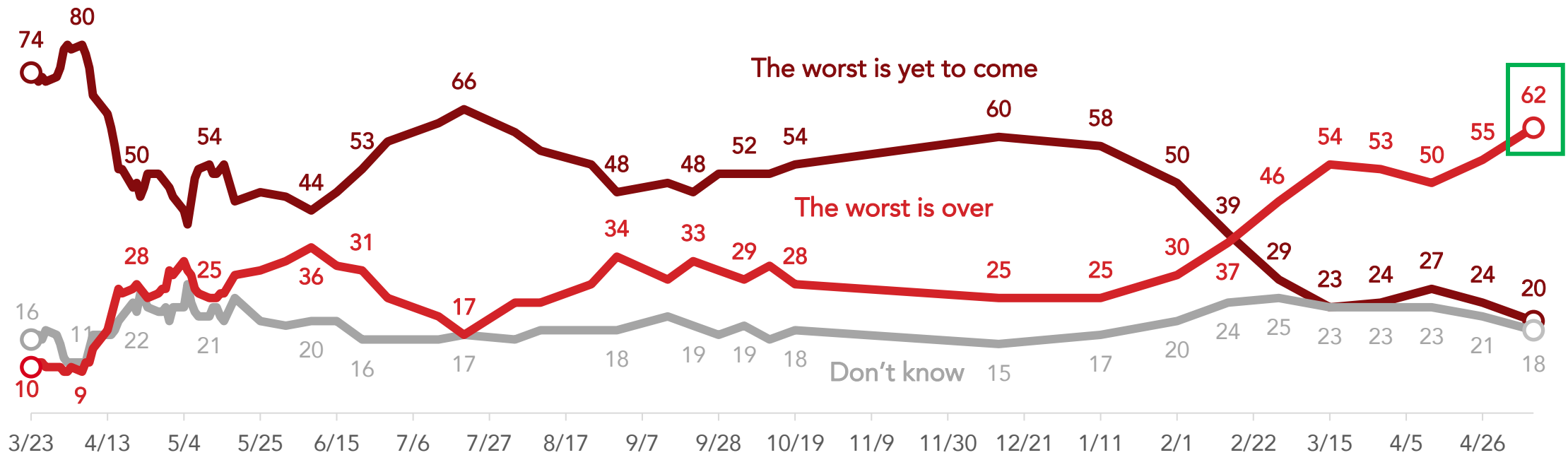
Key Takeaways:

- Nearly seven in ten – including a plurality of Republicans – say Biden has had a positive impact on the state of the pandemic.
- Regardless of party or geography, Americans say nearly half of adults in both their community and in the country at large have received at least one dose of the vaccine.
- Americans are wary of new variants or strains emerging in the pandemic that could be worse than the first.

The Share Saying the "Worst Is Over" of the Pandemic Has Hit a New High in Tracking

Optimism about the state of the pandemic is cross-partisan: 61% of Democrats, 50% of independents, and 65% of Republicans now say the "worst is over."

When it comes to the coronavirus pandemic in the United States, do you personally think that...

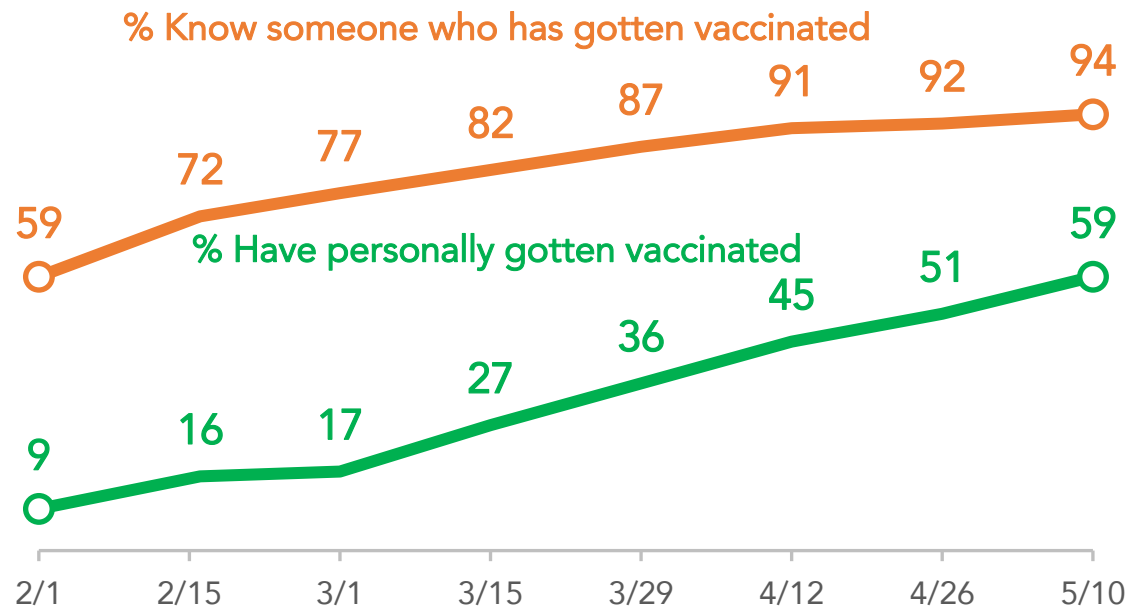


Nationwide surveys of registered voters; Each wave represents approximately 1,000 interviews taken over the prior three-five days. Latest wave conducted May 6-May 10, 2021. For more info, visit navigatorresearch.org

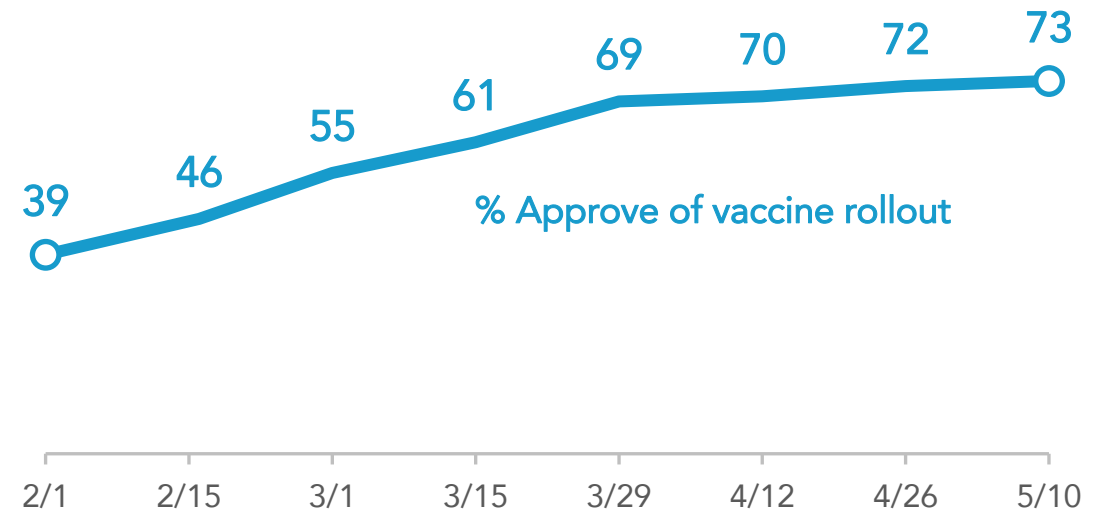
As a Growing Majority Report Being Vaccinated, Three in Four Approve of the Rollout

Approval of the vaccine rollout is high across party lines: 88% of Democrats, 58% of independents, and 60% of Republicans approve of how the vaccine rollout has gone so far in the United States.

Do you know anyone who has received the coronavirus vaccine?



Do you approve or disapprove of how the vaccine rollout in the United States has gone so far?

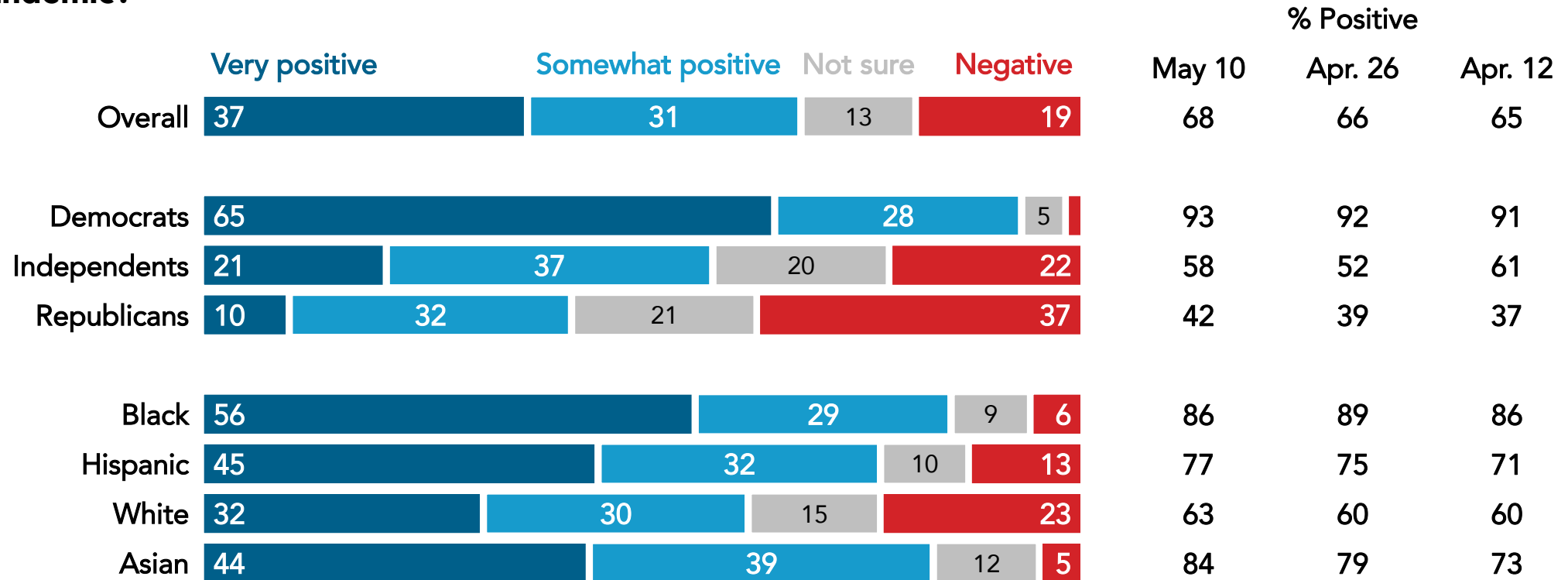


Nationwide surveys of registered voters; Each wave represents approximately 1,000 interviews taken over the prior three-five days. Latest wave conducted May 6-May 10, 2021. For more info, visit navigatorresearch.org

Plurality of Americans Across Party and Race Say Biden Has Had a Positive Impact on Combating the Pandemic

For the first time in tracking, a plurality of Republicans (42%) now say Biden has had a positive impact.

Since taking office, have Joe Biden's pandemic-related policies had a positive or negative impact on combating the pandemic?

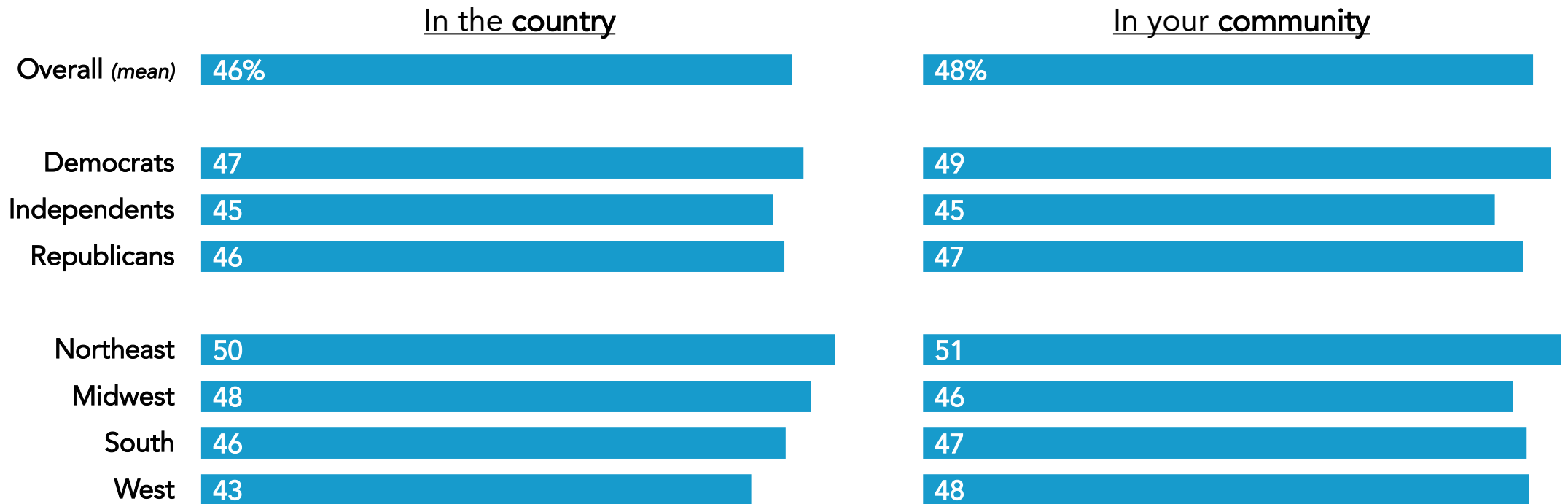


Nationwide surveys of registered voters; Each wave represents approximately 1,000 interviews taken over the prior three-five days. Latest wave conducted May 6-May 10, 2021. For more info, visit navigatorresearch.org

Americans Across Party and Geography Say Nearly Half of Adults in Both Country and Community Have Been Vaccinated

Similar patterns exist by density: urban Americans say 47% of adults in their community have gotten the shot, suburban Americans say 50% in theirs, and small town/rural Americans say 45% in theirs.

If you had to guess....what percentage of adults _____ do you think have received at least one dose of the coronavirus vaccine?

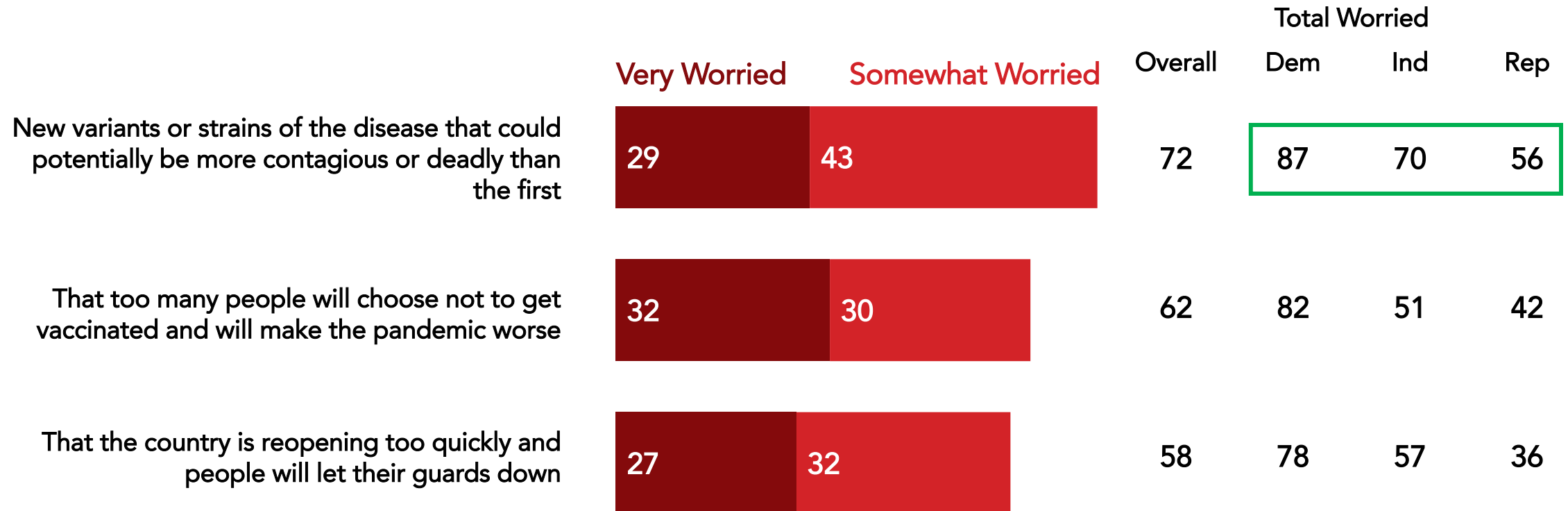


Nationwide survey of 1,000 registered voters conducted May 6-May 10, 2021.
For more info, visit navigatorresearch.org.

Pandemic Worries Are Dominated By Fears of New Strains or Variants

Majorities across parties say they are “very” or “somewhat” worried about new variants or strains.

Please indicate how worried you are about each item in light of the coronavirus pandemic.

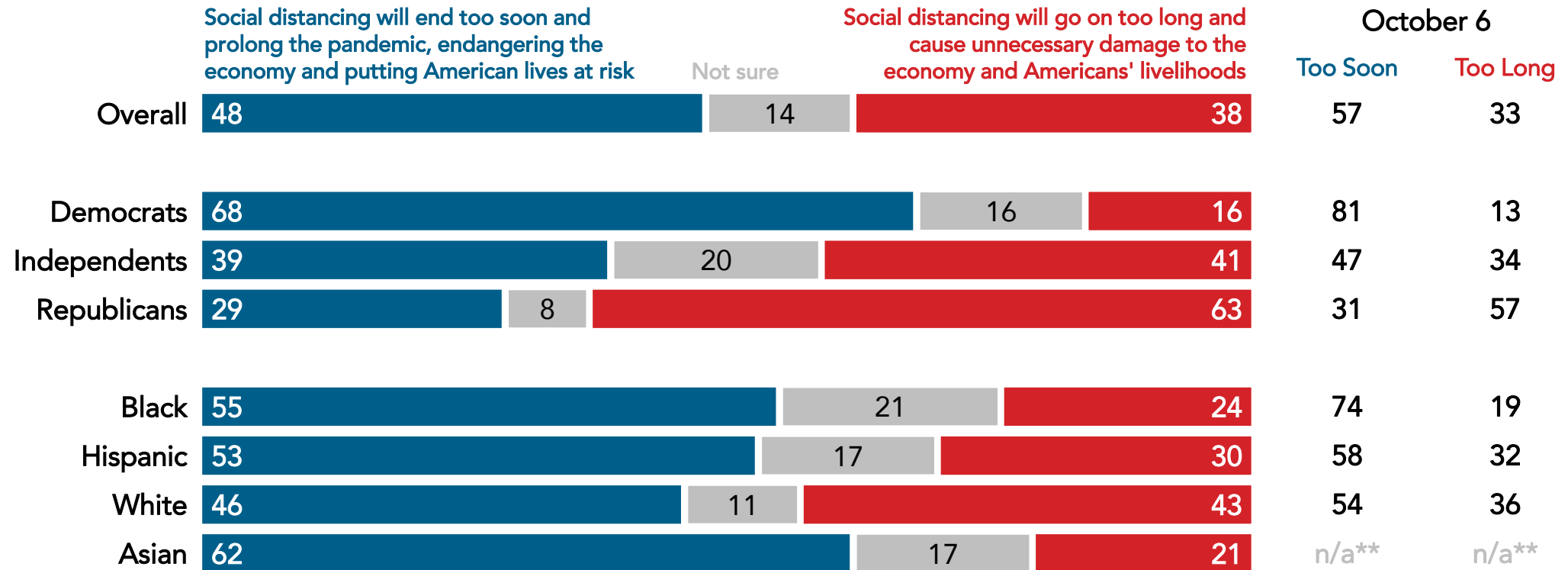


Nationwide survey of 1,000 registered voters conducted May 6-May 10, 2021. For more info, visit navigatorresearch.org.

Americans Are Still More Concerned Social Distancing Will End Too Soon, Though Fewer Than Six Months Ago

Among vaccinated Americans*, 28% are more concerned social distancing will go on too long while 59% say end too soon; among unvaccinated Americans, 53% are more concerned it will go on too long versus 33% end too soon.

When it comes to social distancing and the coronavirus pandemic, which of the following concerns you more right now?



*"Vaccinated Americans" are those who self-report being vaccinated; "unvaccinated Americans" are those who self-report not being vaccinated yet.

**Previous survey's sample size of AAPI interviews is too small for statistical analysis.

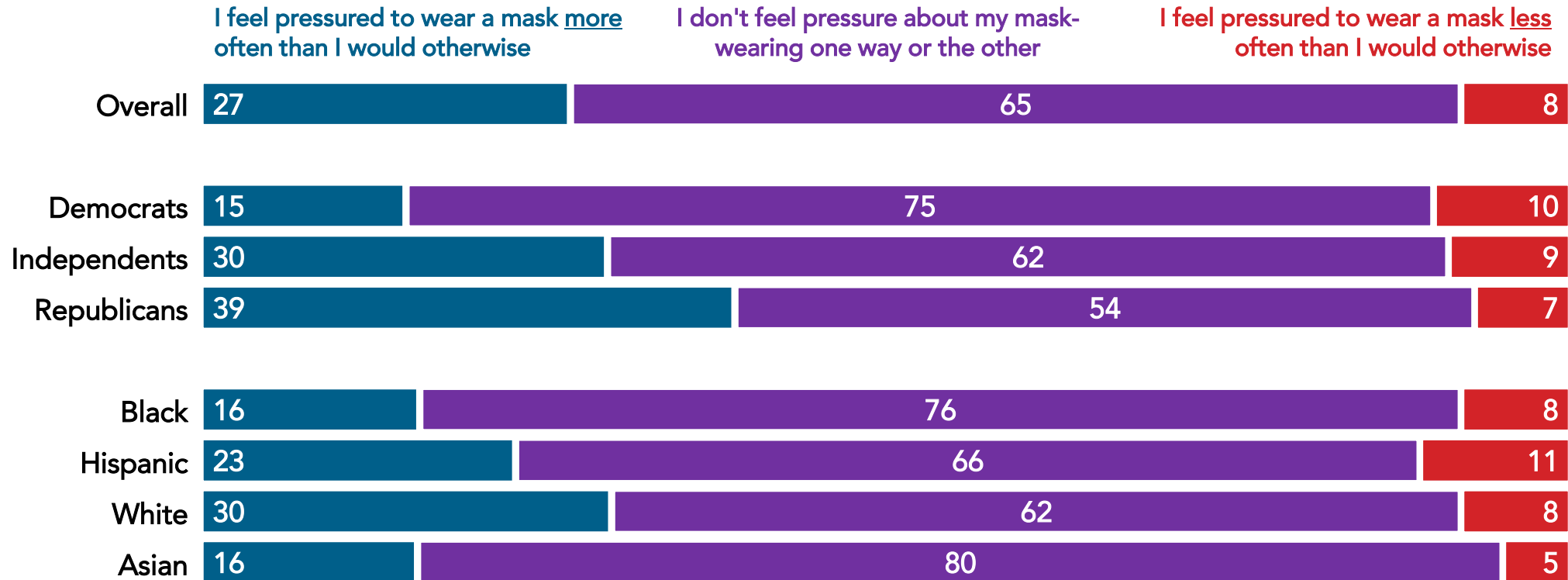
Nationwide surveys of registered voters; Each wave represents approximately 1,000 interviews taken over the prior three-five days.

Latest wave conducted May 6-May 10, 2021. For more info, visit navigatorresearch.org

Most Do Not Feel Pressured Either Way on Mask-Wearing

Republicans are most likely to report feeling pressured to wear a mask more often than they would otherwise (39%), although 54% say they do not feel pressure "one way or the other."

Which of the following best describes how you feel about wearing masks in your community?



Nationwide survey of 1,000 registered voters conducted May 6-May 10, 2021.
For more info, visit navigatorresearch.org.

navigator*

About Navigator

In a world where the news cycle is the length of a tweet, our leaders often lack the real-time public-sentiment analysis to shape the best approaches to talking about the issues that matter the most. Navigator is designed to act as a consistent, flexible, responsive tool to inform policy debates by conducting research and reliable guidance to inform allies, elected leaders, and the press. Navigator is a project led by pollsters from Global Strategy Group and GBAO along with an advisory committee, including: Andrea Purse, progressive strategist; Arkadi Gerney, The Hub Project; Joel Payne, The Hub Project; Christina Reynolds, EMILY's List; Delvone Michael, Working Families; Felicia Wong, Roosevelt Institute; Mike Podhorzer, AFL-CIO; Jesse Ferguson, progressive strategist; Navin Nayak, Center for American Progress Action Fund; Stephanie Valencia, EquisLabs; and Melanie Newman, Planned Parenthood Action Fund.

About the Study

Global Strategy Group conducted public opinion surveys among a sample of 1,000 registered voters from May 6-May 10, 2021. 99 additional interviews were conducted among Hispanic voters. 96 additional interviews were conducted among Asian American and Pacific Islander voters. 102 additional interviews were conducted among African American voters. 100 additional interviews were conducted among independent voters. The survey was conducted online, recruiting respondents from an opt-in online panel vendor. Respondents were verified against a voter file and special care was taken to ensure the demographic composition of our sample matched that of the national registered voter population across a variety of demographic variables.

For Press inquiries contact:

press@navigatorresearch.org

To learn more about Navigator:

<http://navigatorresearch.org>

@NavigatorSurvey on Twitter