

navigator*

Wednesday, May 26th

A Guide for
Advocates



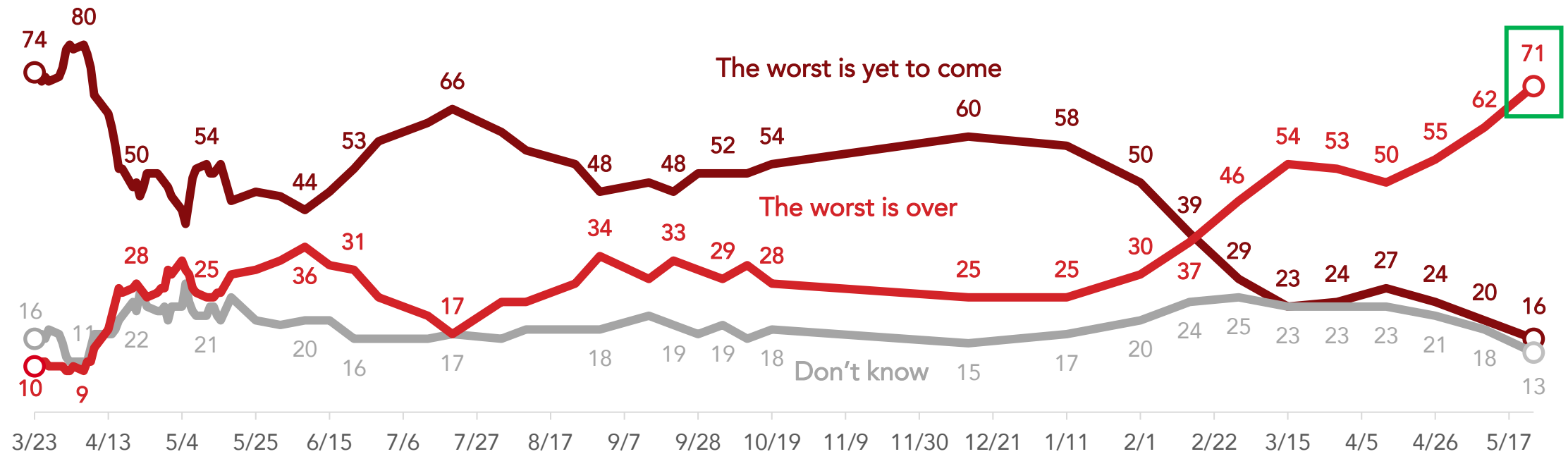
Key Takeaways:

- More than seven in ten Americans say the worst of the pandemic is over, the highest in our tracking.
- A majority says their local community is reopening at the right pace, while two in five say the same of the country.
- A growing share now say life will return to normal before 2022.

Vast Majority Say the Worst of the Pandemic Is Over – a Major Shift Since February

Since our first survey conducted after Biden took office in early February, the share of Americans saying “the worst is yet to come” has increased 41 points (from 30% to 71%).

When it comes to the coronavirus pandemic in the United States, do you personally think that...

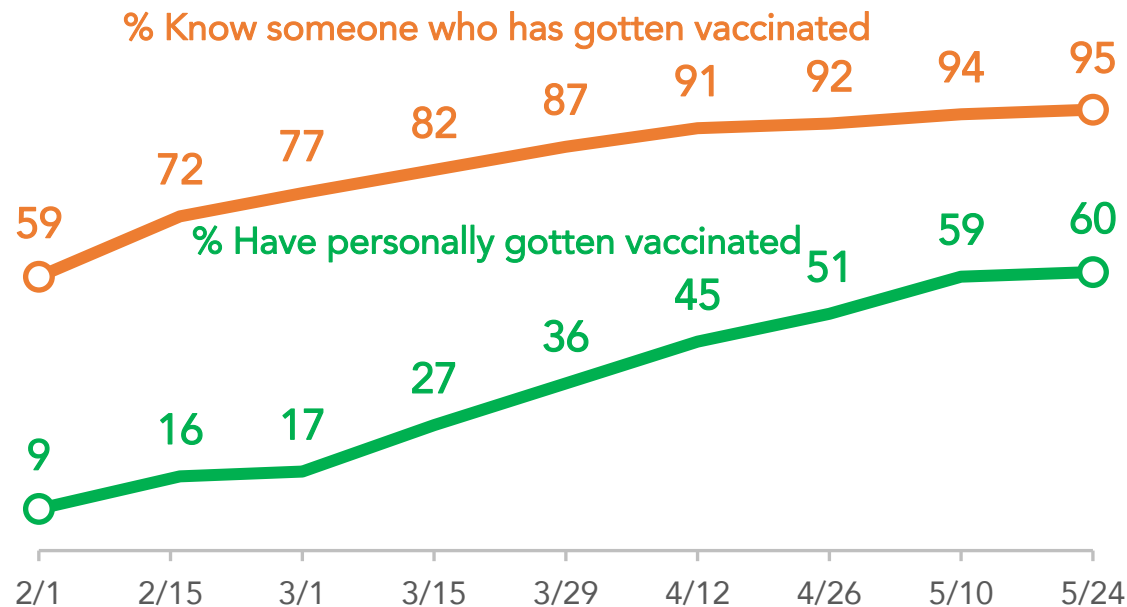


Nationwide surveys of registered voters; Each wave represents approximately 1,000 interviews taken over the prior three-five days. Latest wave conducted May 20-May 24, 2021. For more info, visit navigatorresearch.org

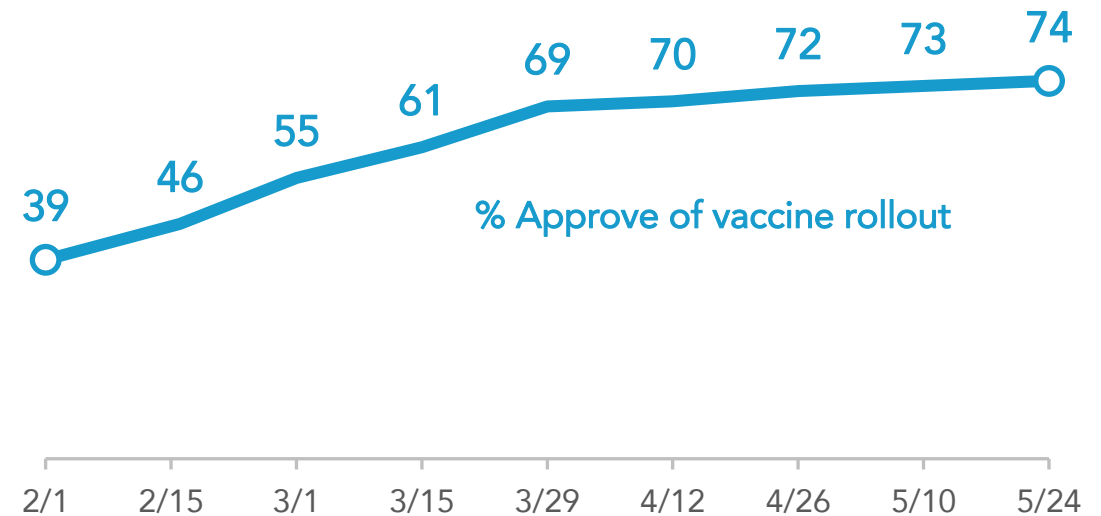
Nearly Three in Four Approve of Vaccine Rollout, as More Americans Report Being Vaccinated

Now, 69% of Democrats, 52% of independents, and 51% of Republicans have been vaccinated: at the same time, 89% of Democrats, 65% of independents, and 60% of Republicans approve of how the vaccine rollout has gone.

Do you know anyone who has received the coronavirus vaccine?



Do you approve or disapprove of how the vaccine rollout in the United States has gone so far?



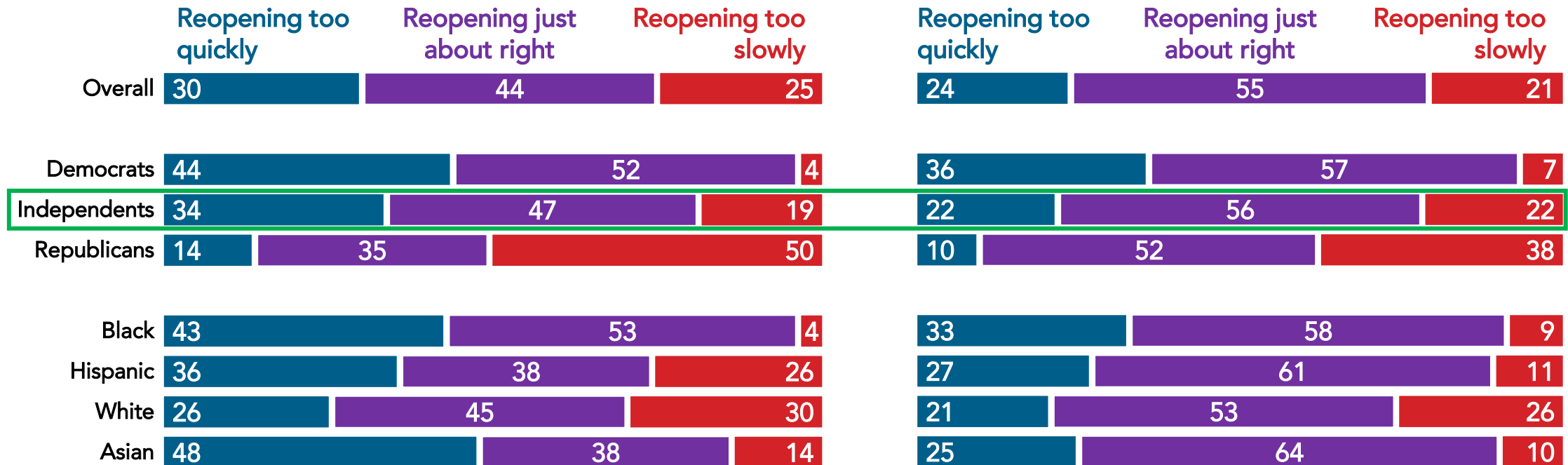
Nationwide surveys of registered voters; Each wave represents approximately 1,000 interviews taken over the prior three-five days. Latest wave conducted May 20-May 24, 2021. For more info, visit navigatorresearch.org

Plurality Says the Country Is Reopening at the Right Pace and a Majority Says the Same of Their Community

Among independents, nearly half (47%) say the country is reopening at a pace that is “just about right” and 56% say the same of their local community.

Generally speaking, would you say the country is...

Generally speaking, would you say your local community is...

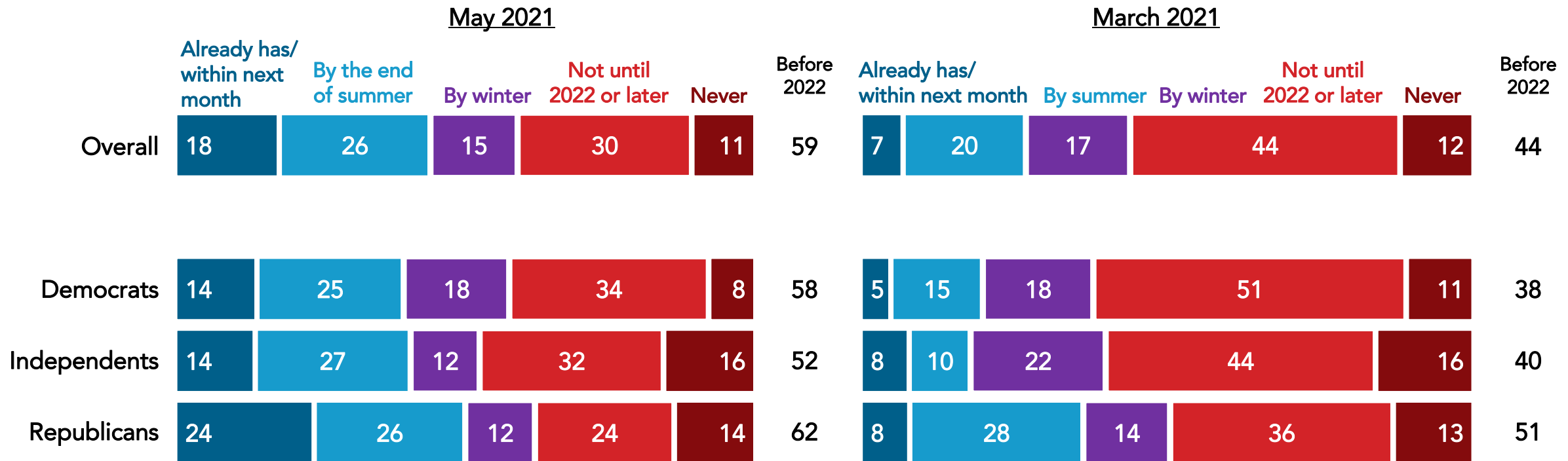


Nationwide survey of 1,204 registered voters conducted May 20-May 24, 2021.
For more info, visit navigatorresearch.org.

More Expect Life to Return to Normal Before 2022

This March, just 44% said they expected life to return to normal sometime this year: now, nearly three in five (59%) say the same.

When do you expect life in the United States to "return to normal," with businesses able to open and people able to go about their lives and interact as they did before the coronavirus pandemic?

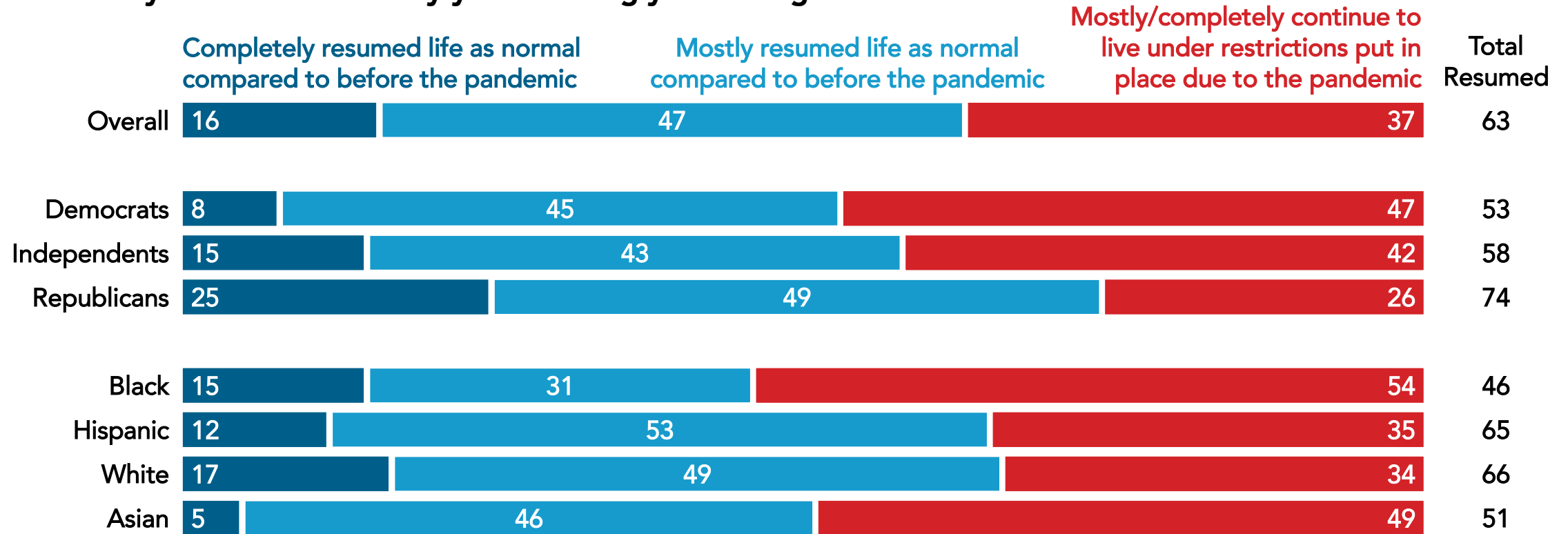


Nationwide surveys of registered voters; Each wave represents approximately 1,000 interviews taken over the prior three-five days. Latest wave conducted May 20-May 24, 2021. For more info, visit navigatorresearch.org

Three in Five Americans Report Having Returned Mostly to Normal, Pre-Pandemic Life

Republicans (74%) are most likely to say they have “mostly” or “completely” resumed life as normal, while just around half of Democrats (53%) and independents (58%) say the same.

How would you describe the way you are living your life right now?



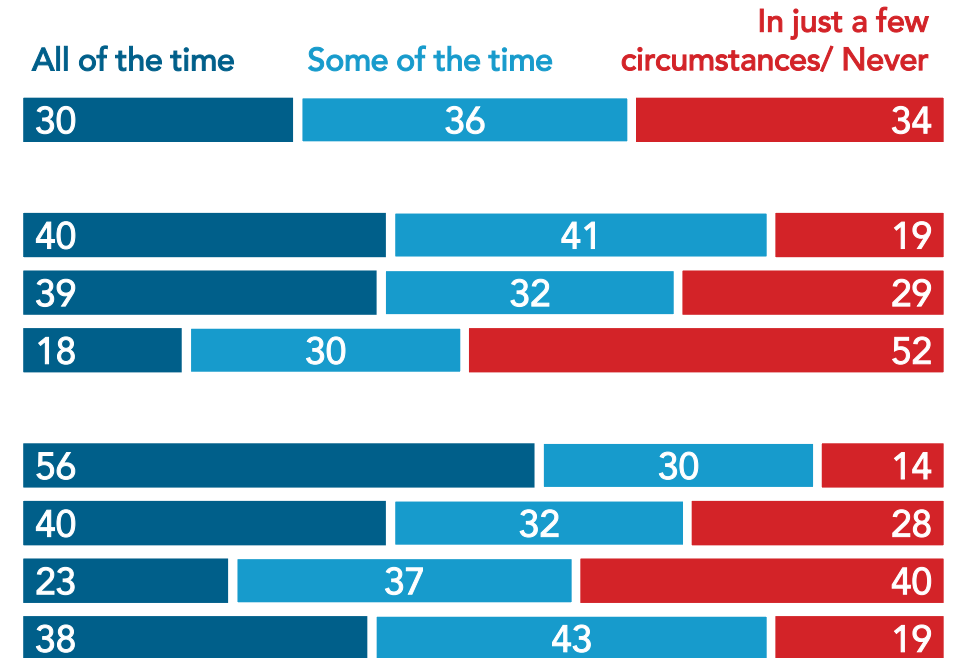
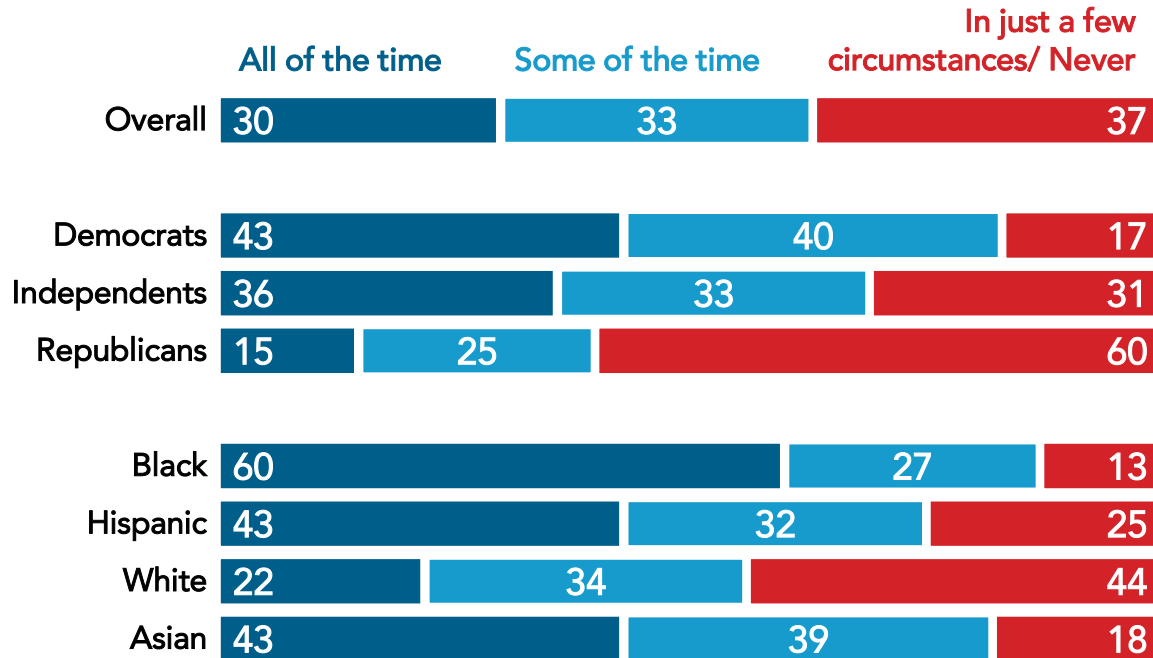
Nationwide survey of 1,204 registered voters conducted May 20-May 24, 2021.
For more info, visit navigatorresearch.org.

Despite Pace of Reopening, Most Plan to Continue Wearing Masks and Socially Distancing Some of the Time

A majority of independents say they will wear a mask (69%) and socially distance (71%) at least sometimes.

As you may know, the Centers for Disease Control [CDC] recently announced that fully vaccinated adults no longer have to wear masks indoors or outdoors, and many states and localities have begun removing mask mandates. Moving forward, how frequently do you personally plan to wear a mask?

As you may know, the Centers for Disease Control [CDC] recently announced that fully vaccinated adults no longer have to socially distance in most situations. Moving forward, how frequently do you personally plan to socially distance?



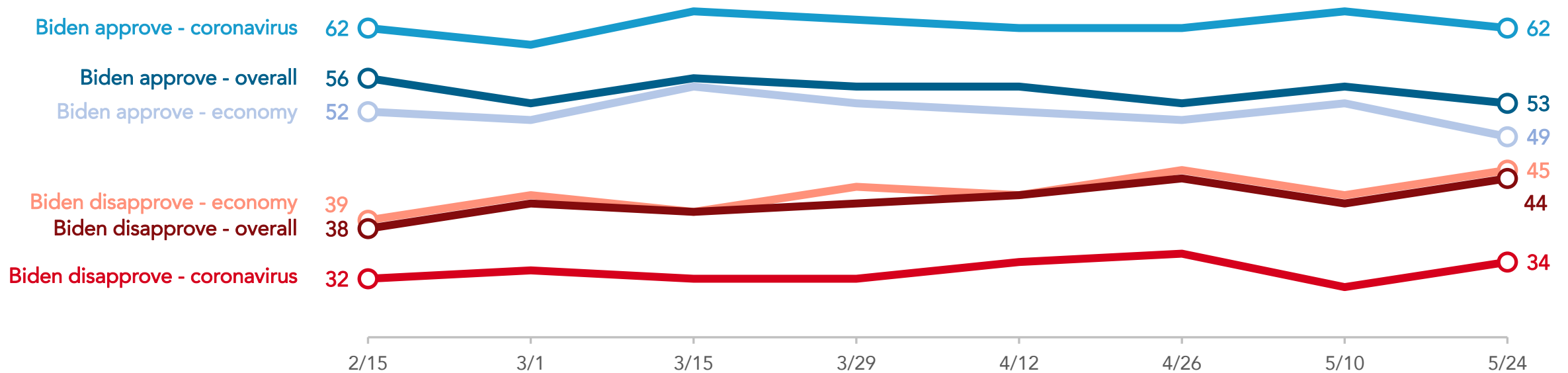
Nationwide survey of 1,204 registered voters conducted May 20-May 24, 2021. For more info, visit navigatorresearch.org.

Biden's Approval Ratings on the Pandemic, the Economy, and on His Overall Job Performance Remain Positive

Biden's approval ratings are at net +9 overall, +4 on the economy, and +28 on the pandemic.

Do you approve or disapprove of the way Joe Biden is handling:

- His job as president
- The economy
- The coronavirus pandemic

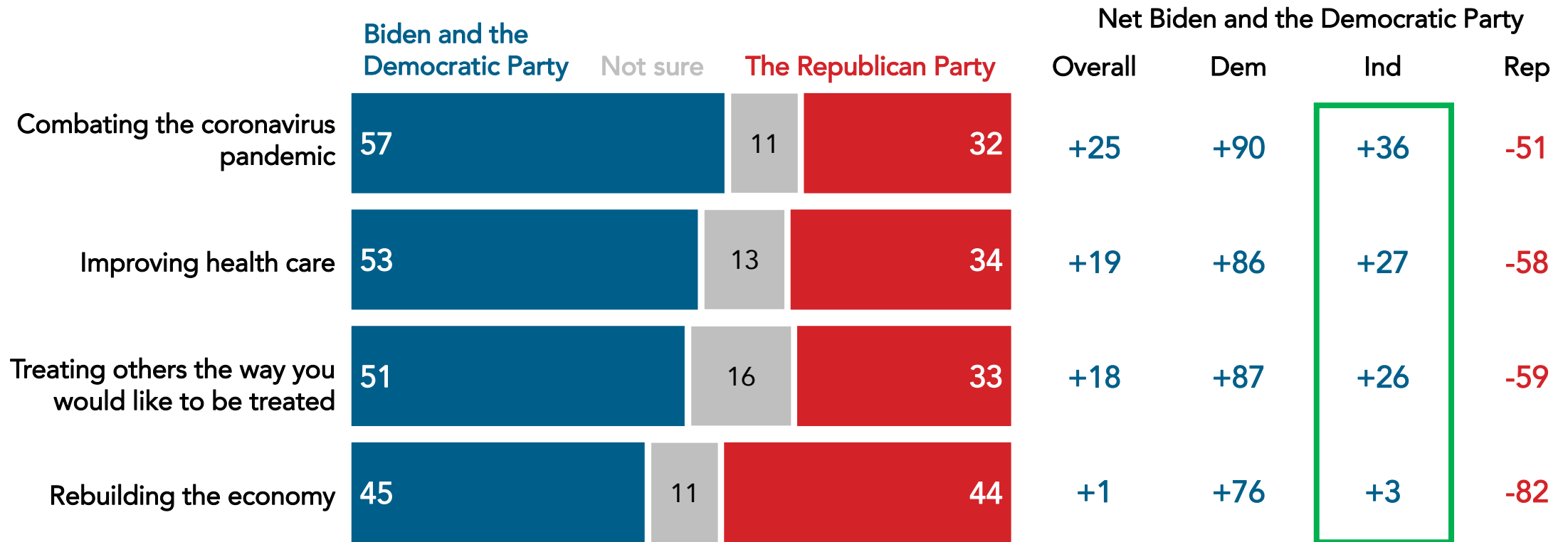


Nationwide surveys of registered voters; Each wave represents approximately 1,000 interviews taken over the prior three-five days. Latest wave conducted May 20-May 24, 2021. For more info, visit navigatorresearch.org

Biden and Democrats More Trusted on Pandemic, Health Care, and “Treating Others the Way You Would Like to Be Treated”

Among independents, Biden and the Democratic Party are more trusted across each issue area, including by more than 20 points on the pandemic (+36), health care (+27), and “treating others the way you would like to be treated” (+26).

Below is a list of issues. Please indicate who you trust more to handle:



Nationwide survey of 1,204 registered voters conducted May 20-May 24, 2021. For more info, visit navigatorresearch.org.

navigator*

About Navigator

In a world where the news cycle is the length of a tweet, our leaders often lack the real-time public-sentiment analysis to shape the best approaches to talking about the issues that matter the most. Navigator is designed to act as a consistent, flexible, responsive tool to inform policy debates by conducting research and reliable guidance to inform allies, elected leaders, and the press. Navigator is a project led by pollsters from Global Strategy Group and GBAO along with an advisory committee, including: Andrea Purse, progressive strategist; Arkadi Gerney, The Hub Project; Joel Payne, The Hub Project; Christina Reynolds, EMILY's List; Delvone Michael, Working Families; Felicia Wong, Roosevelt Institute; Mike Podhorzer, AFL-CIO; Jesse Ferguson, progressive strategist; Navin Nayak, Center for American Progress Action Fund; Stephanie Valencia, EquisLabs; and Melanie Newman, Planned Parenthood Action Fund.

About the Study

Global Strategy Group conducted public opinion surveys among a sample of 1,204 registered voters from May 20-May 24, 2021. 149 additional interviews were conducted among Hispanic voters. 194 additional interviews were conducted among Asian American and Pacific Islander voters. 100 additional interviews were conducted among African American voters. 100 additional interviews were conducted among independent voters. The survey was conducted online, recruiting respondents from an opt-in online panel vendor. Respondents were verified against a voter file and special care was taken to ensure the demographic composition of our sample matched that of the national registered voter population across a variety of demographic variables.

For Press inquiries contact:

press@navigatorresearch.org

To learn more about Navigator:

<http://navigatorresearch.org>

@NavigatorSurvey on Twitter