

# navigator\*

Wednesday, May 12

A Guide for  
Advocates



## Key Takeaways:

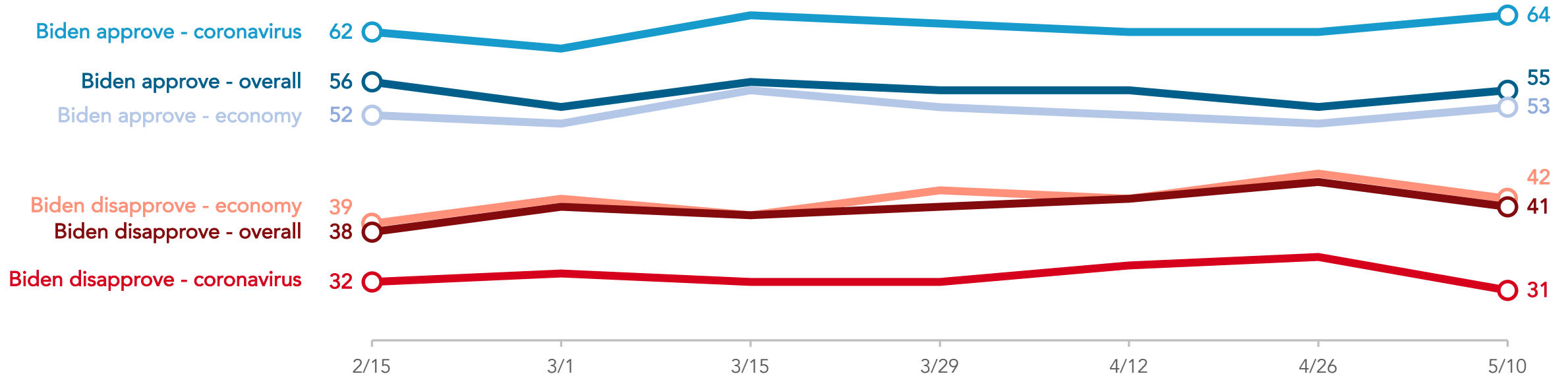
- Biden and the Democratic Party are more trusted to rebuild the economy, and a growing share say it is “getting better.”
- Americans broadly support making the child tax credit expansion permanent – especially when framed as a “tax cut for most families with children.”
- Lowering healthcare costs and extending middle class tax cuts are seen as the Biden administration policies that are both most popular and will help communities most.

# Biden Continues to Earn High Marks on His Handling of the Presidency, the Pandemic, and the Economy

Biden is now at net +14 overall, +33 on his handling of the pandemic, and +11 on his handling of the economy.

**Do you approve or disapprove of the way Joe Biden is handling:**

- His job as president
- The economy
- The coronavirus pandemic



Nationwide surveys of registered voters; Each wave represents approximately 1,000 interviews taken over the prior three-five days. Latest wave conducted May 6-May 10, 2021. For more info, visit [navigatortresearch.org](https://navigatortresearch.org)

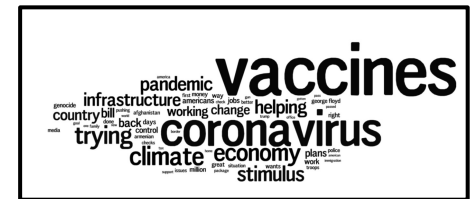
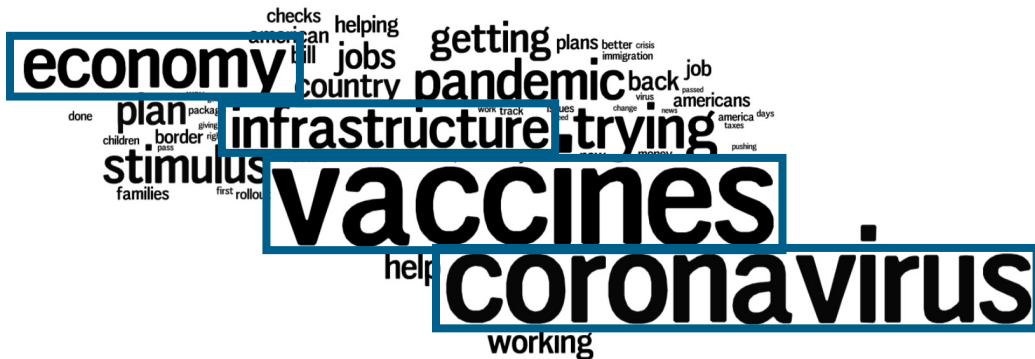
# Vaccines, the Pandemic, the Economy, and Infrastructure Dominate Positive Conversation Around Biden This Week

**With nearly three in four (71%) hearing “mostly positive” or an “equal mix,” on Biden, majorities of Democrats (92%) , independents (66%), and Republicans (50%) say the same.**

**In a few words, what positive things have you seen, read, or heard recently about Joe Biden?**

**Hearing Mostly/Some Positive: 71%**

April 26<sup>th</sup>



"He is **handling the coronavirus well** and helping **vaccine roll out**."

"He is **trying to improve the country's infrastructure** which will **create jobs** and try to reduce our harm to the environment which will create jobs."

*"COVID vaccinations have reached millions of people & they think it may be finished for everyone by Sept."*

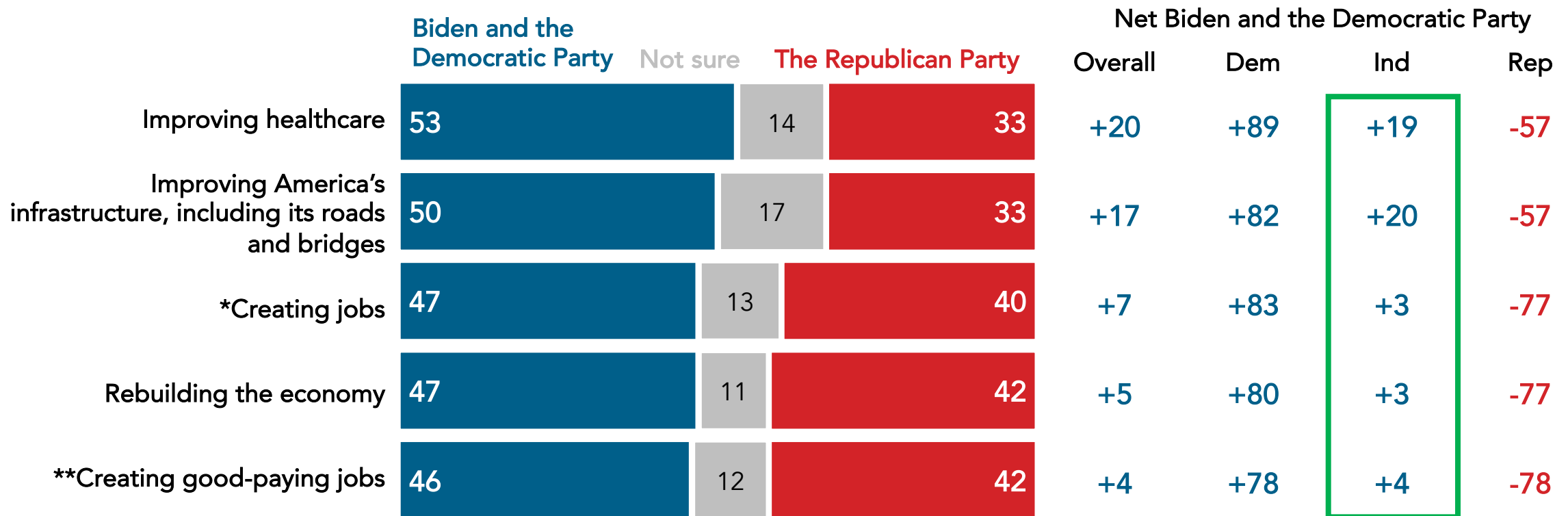
*"Helping recover from the COVID pandemic and economy."*

"He has done some good **keeping the coronavirus infections at a good slow down rate.**"

# Biden and Democrats More Trusted Than Republicans on Infrastructure

Among independents, Biden and the Democratic Party are more trusted across each of the measures tested, including by double digits on “improving healthcare” and “improving America’s infrastructure.”

Below is a list of issues. Please indicate who you trust more to handle:

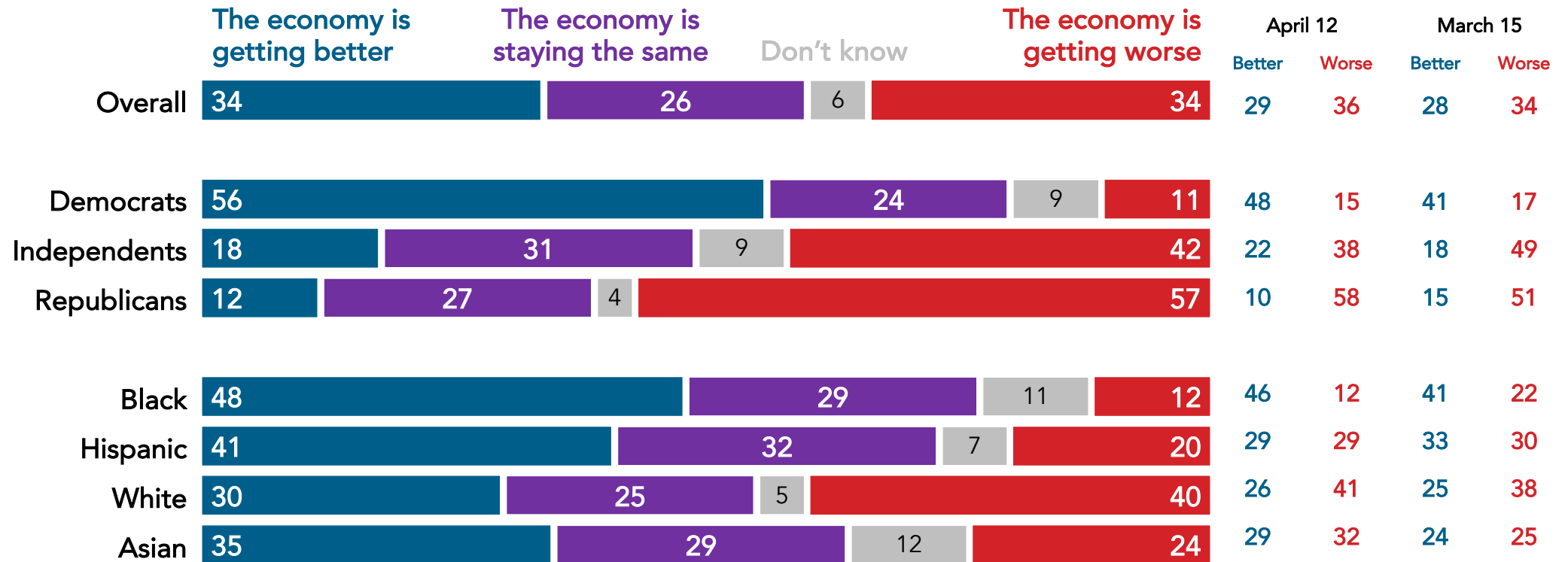


\*/\*\*Shown to half of sample.  
 Nationwide survey of 1,000 registered voters conducted May 6-May 10, 2021.  
 For more info, visit [navigatorresearch.org](https://navigatorresearch.org).

# Growing Share Say Economy Is “Getting Better”

Over the past month, there has been a 5-point increase in the share who say the economy is improving, though a third still say the economy “is getting worse.”

And, which of the following best describes the current state of the U.S. economy:



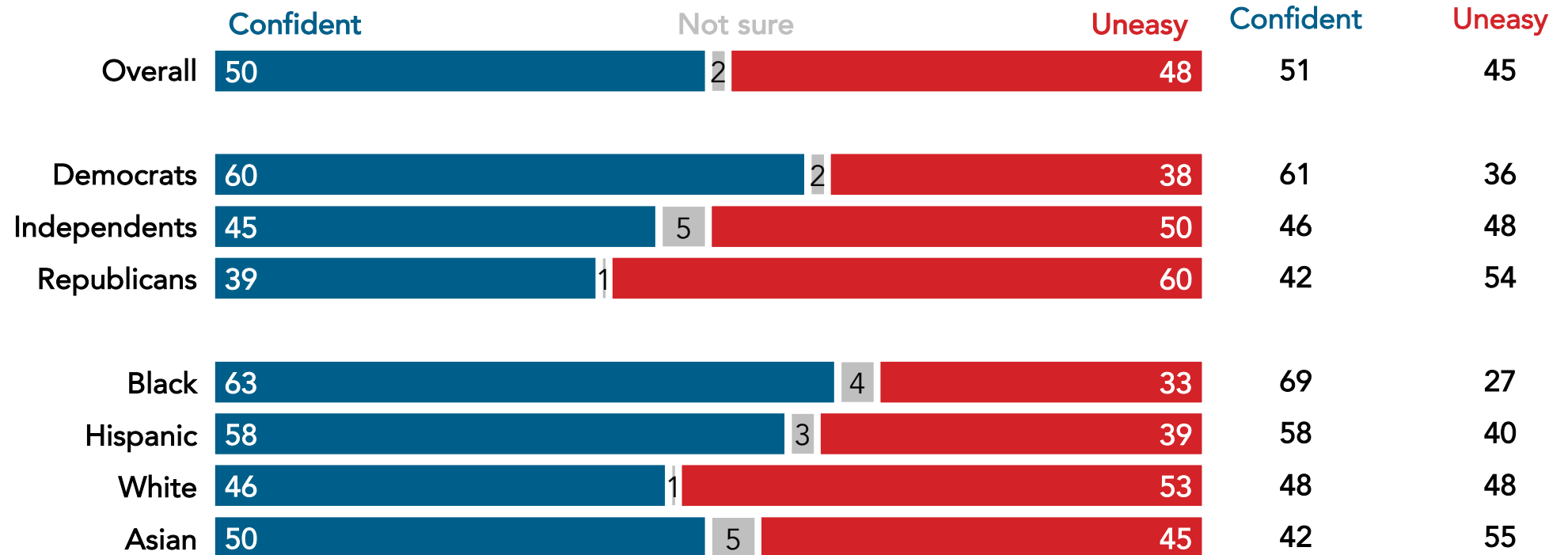
Nationwide surveys of registered voters; Each wave represents approximately 1,000 interviews taken over the prior three-five days. Latest wave conducted May 6-May 10, 2021. For more info, visit [navigatorresearch.org](https://navigatorresearch.org)

# Americans Still Split Between Confidence and Unease on Personal Finances

Democrats (60% “confident”), Black Americans (63%), and Hispanic Americans (58%) report feeling the most confident about their personal finances, while Republicans are most likely to feel uneasy (60%).

Thinking about your personal financial situation over the next few months, do you feel confident or uneasy?

April 12



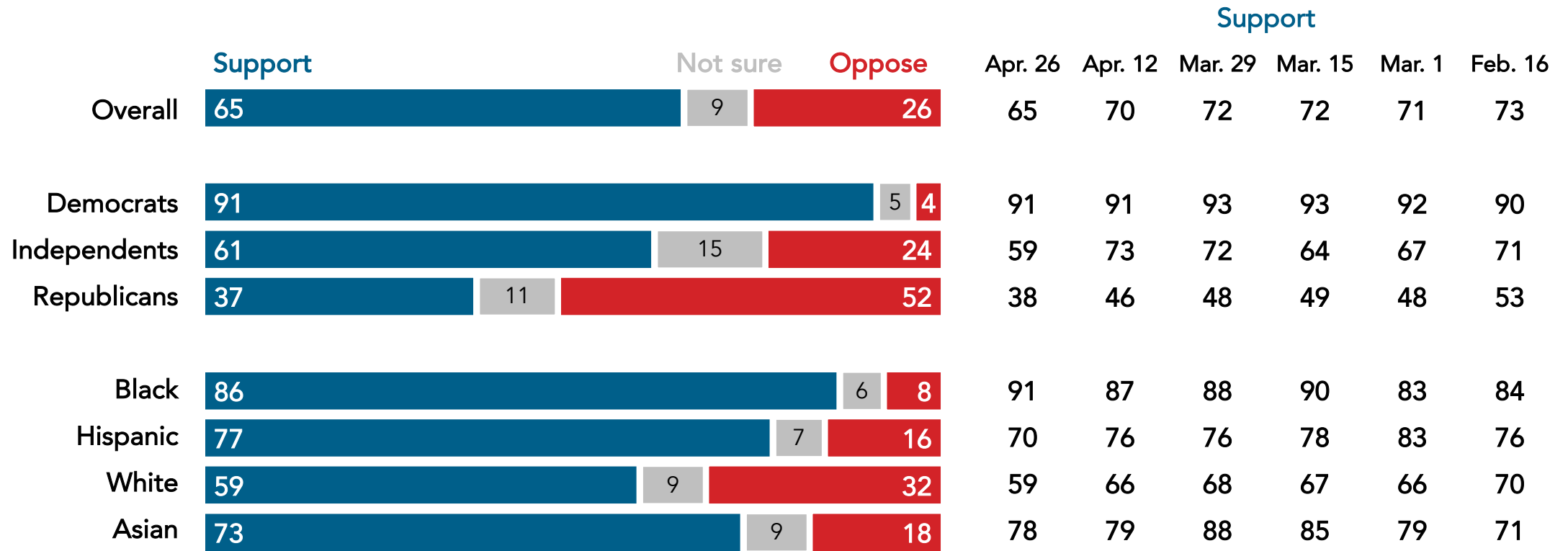
Nationwide surveys of registered voters; Each wave represents approximately 1,000 interviews taken over the prior three-five days. Latest wave conducted May 6-May 10, 2021. For more info, visit [navigatorresearch.org](https://navigatorresearch.org)

**navigator\***

# Support for the “American Rescue Plan” Remains Broad

More than three in five independents (61%) support the plan.

**Regardless of how much you have seen or heard about President Biden’s “American Rescue Plan,” do you support or oppose President Biden passing an emergency legislative package that includes a new round of economic stimulus, vaccine funding, and other pandemic-related responses?**



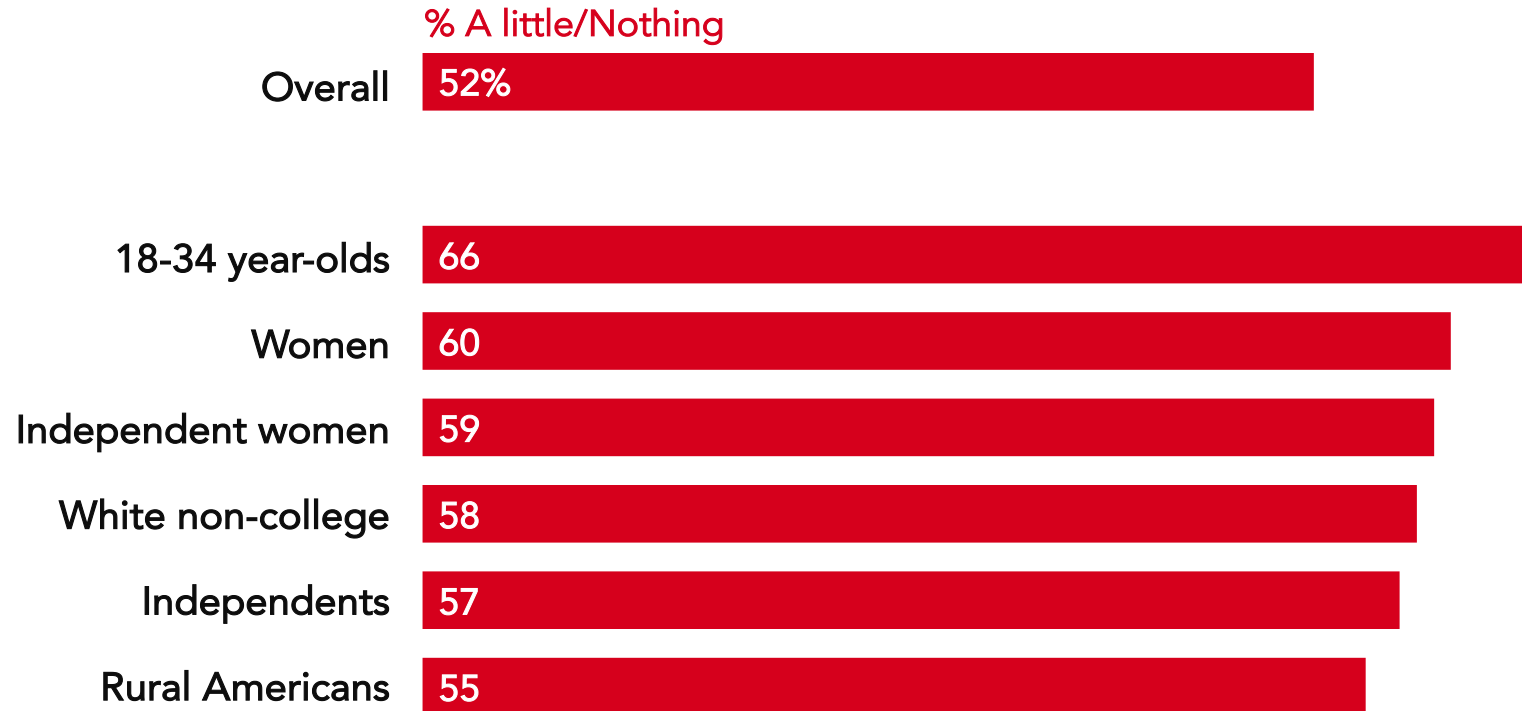
Nationwide surveys of registered voters; Each wave represents approximately 1,000 interviews taken over the prior three-five days. Latest wave conducted May 6-May 10, 2021. For more info, visit [navigatorresearch.org](https://navigatorresearch.org)



# Younger Americans, Women, Independents, and Rural Americans Hearing Least About Stimulus

Groups hearing the most about it include Northeasterners (52% hearing “a lot” or “some”), college-educated Americans (52%), those who live in union households (53%), Black Americans (54%), and liberal Democrats (54%).

**How much have you seen, read, or heard about President Biden and his emergency legislative package called the “American Rescue Plan”?**



Nationwide survey of 1,000 registered voters conducted May 6-May 10, 2021.  
For more info, visit [navigatortresearch.org](https://navigatortresearch.org).

**navigator\***

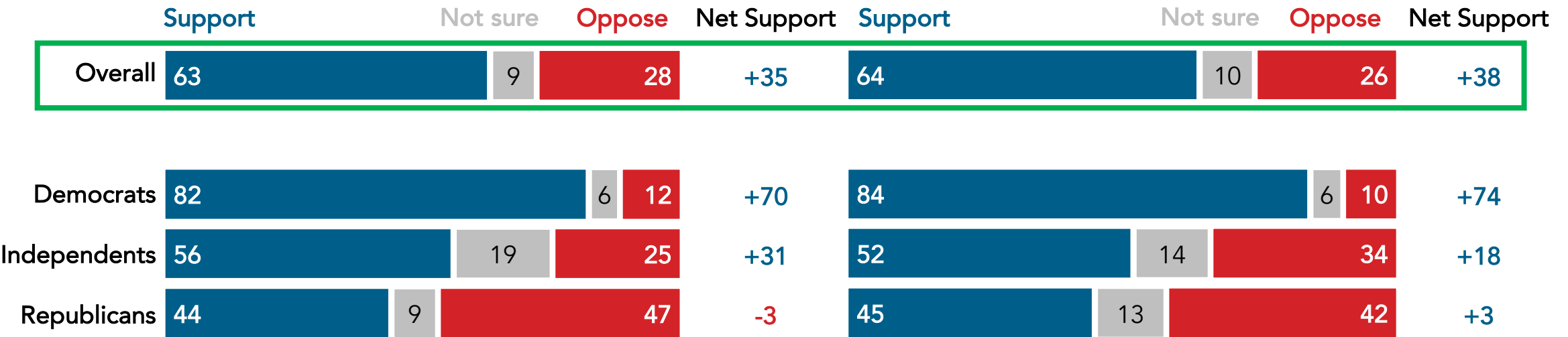
# Making the American Rescue Plan’s Child Tax Credit Expansion Permanent Is Broadly Popular

Nearly two in three Americans – and a majority of independents – support making the tax credit permanent.

One of the policies in the American Rescue Plan is expanding the child tax credit, or a tax cut for most families with children, for this tax year only. Below is a statement from supporters of the child tax credit who would like to make the tax credit permanent:

The American Rescue Plan included an expansion of the child tax credit for families with children, increasing the tax cut from \$2,000 to \$3,000-\$3,600 per child this tax year. **Democrats say making this tax cut permanent would cut child poverty in the United States in half.** After reading that statement...again, do you support or oppose making the child tax credit for families with children permanent?

The American Rescue Plan included an expansion of the child tax credit for families with children, increasing the tax cut from \$2,000 to \$3,000-\$3,600 per child this tax year. **Democrats say making this tax cut permanent would deliver critical financial support to families, especially working parents, who are struggling with expenses like childcare.** After reading that statement...again, do you support or oppose making the child tax credit for families with children permanent?



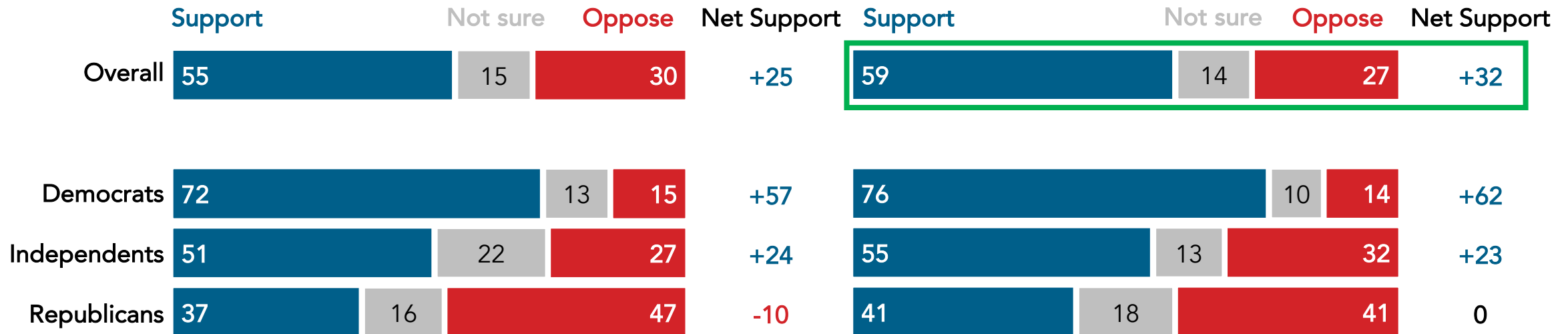
Nationwide survey of 1,000 registered voters conducted May 6-May 10, 2021.  
For more info, visit [navigatorresearch.org](https://navigatorresearch.org).

# Strongest Argument on Child Tax Credit Permanence Is a “Tax Cut For Most Families With Children”

Net support is 7-points higher for making this “tax cut” permanent, rather than this “child tax credit” (+32 net support, compared to +25).

As you may or may not know, one of the policies in the American Rescue Plan is [expanding the child tax credit](#), which will go up from \$2,000 to \$3,000-\$3,600 per child this tax year only. Supporters of the [child tax credit](#) have proposed making it permanent. Do you support or oppose making the [child tax credit](#) for families with children permanent?

As you may or may not know, one of the policies in the American Rescue Plan is [a tax cut for most families with children](#), which will go up from \$2,000 to \$3,000-\$3,600 per child this tax year only. Supporters of this [tax cut for families with children](#) proposed making it permanent. Do you support or oppose making this [tax cut for families with children](#) permanent?



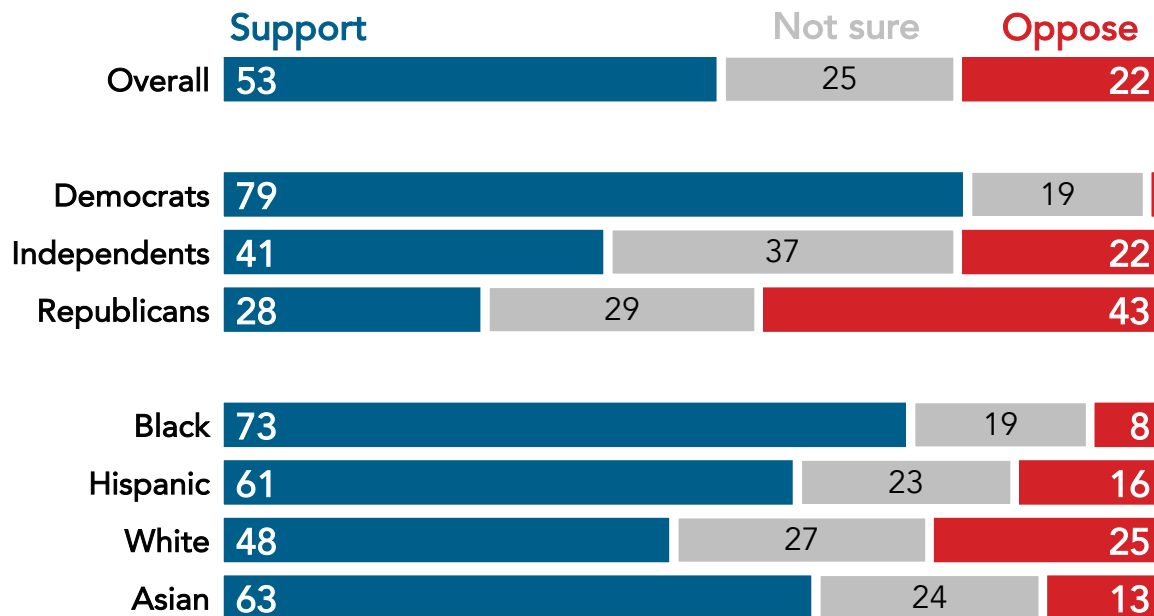
Nationwide survey of 1,000 registered voters conducted May 6-May 10, 2021.  
For more info, visit [navigatordesearch.org](https://navigatordesearch.org).

**navigator\***

# Support Remains Broad for "American Jobs Plan"

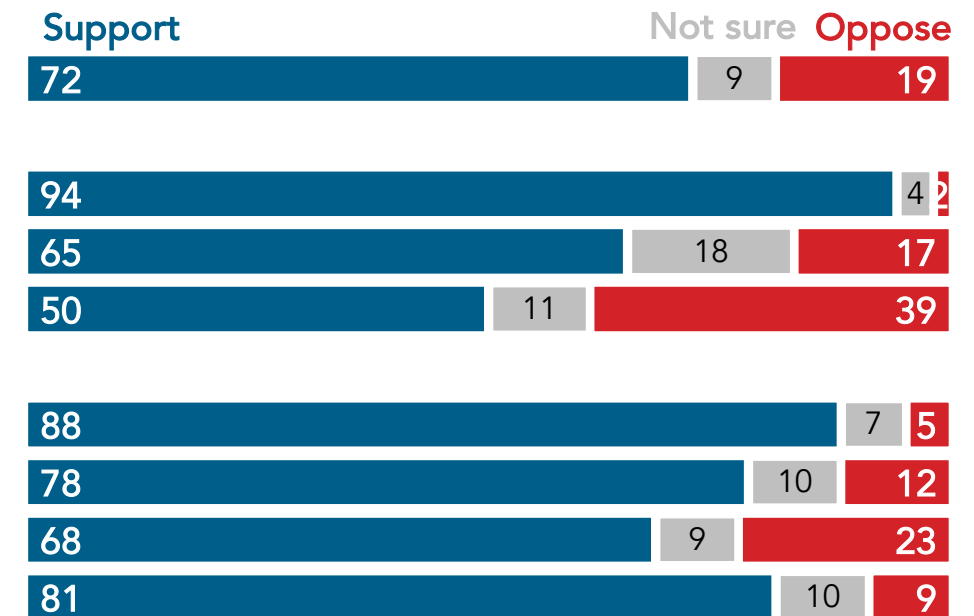
One in five (22%) move toward supporting the American Jobs Plan after learning more about it: women (25%), rural Americans (25%), those who have most recently worked in the service industry (27%), independents (27%), and 18-34 year-olds (30%) move the most.

As you may know, President Biden has proposed the "American Jobs Plan." Do you support or oppose the "American Jobs Plan"?



Nationwide survey of 1,000 registered voters conducted May 6-May 10, 2021.  
For more info, visit [navigatorresearch.org](https://navigatorresearch.org).

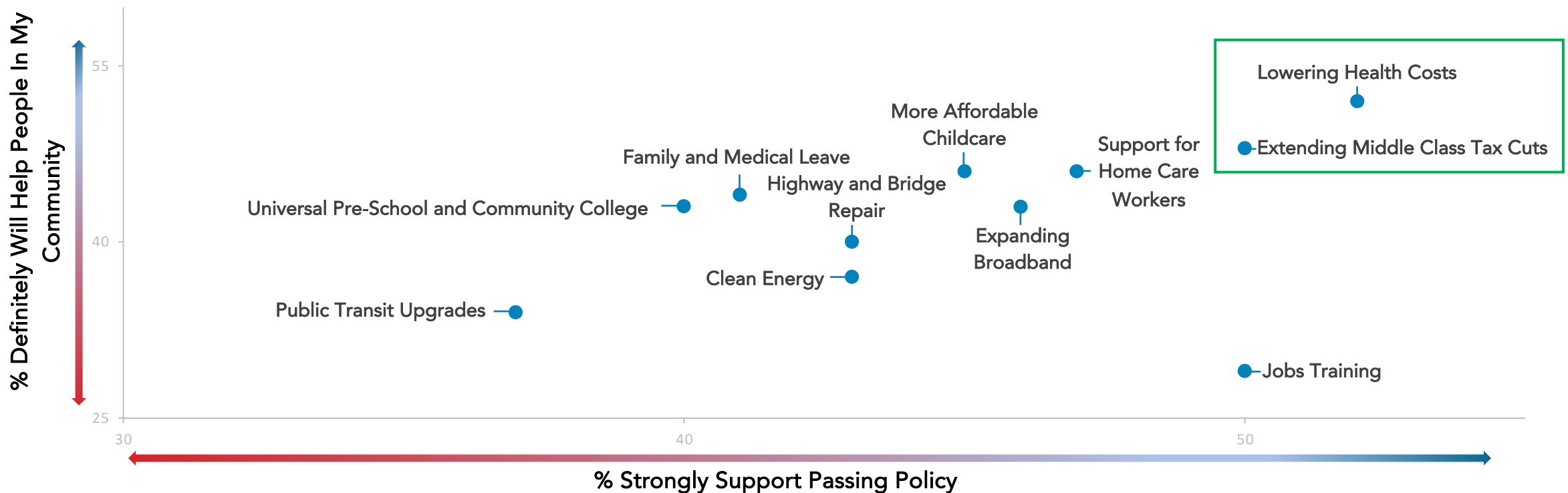
Regardless of how much you have heard about the "American Jobs Plan," do you support or oppose President Biden passing a new infrastructure plan to fix highways, bridges, and roads, expand high speed broadband, upgrade and build new schools, modernize our electric grid, and invest in clean energy?



**navigator\***

# Lowering Healthcare Costs and Middle Class Tax Cuts Enjoy Highest Support and Are Seen as Key Community Policies

Half of respondents were asked if they support or oppose a range of policies proposed by the Biden administration, while the other half was shown the same policies and asked whether each would help people in their community or not. Healthcare, tax cuts, and support for home health workers rose to the top on both.



Full question text included in appendix.  
Nationwide survey of 1,000 registered voters conducted May 6-May 10, 2021.  
For more info, visit [navigatorresearch.org](https://navigatorresearch.org).

# navigator\*

## About Navigator

In a world where the news cycle is the length of a tweet, our leaders often lack the real-time public-sentiment analysis to shape the best approaches to talking about the issues that matter the most. Navigator is designed to act as a consistent, flexible, responsive tool to inform policy debates by conducting research and reliable guidance to inform allies, elected leaders, and the press. Navigator is a project led by pollsters from Global Strategy Group and GBAO along with an advisory committee, including: Andrea Purse, progressive strategist; Arkadi Gerney, The Hub Project; Joel Payne, The Hub Project; Christina Reynolds, EMILY's List; Delvone Michael, Working Families; Felicia Wong, Roosevelt Institute; Mike Podhorzer, AFL-CIO; Jesse Ferguson, progressive strategist; Navin Nayak, Center for American Progress Action Fund; Stephanie Valencia, EquisLabs; and Melanie Newman, Planned Parenthood Action Fund.

## About the Study

Global Strategy Group conducted public opinion surveys among a sample of 1,000 registered voters from May 6-May 10, 2021. 99 additional interviews were conducted among Hispanic voters. 96 additional interviews were conducted among Asian American and Pacific Islander voters. 102 additional interviews were conducted among African American voters. 100 additional interviews were conducted among independent voters. The survey was conducted online, recruiting respondents from an opt-in online panel vendor. Respondents were verified against a voter file and special care was taken to ensure the demographic composition of our sample matched that of the national registered voter population across a variety of demographic variables.

For Press inquiries contact:

[press@navigatorresearch.org](mailto:press@navigatorresearch.org)

To learn more about  
Navigator:

<http://navigatorresearch.org>

@NavigatorSurvey on Twitter

# Appendix

Descriptor	(Split sample) Below is a list of some of the proposals and policies that are under consideration in new economic legislation. For each, please indicate whether you support or oppose including each in a new bill.	(Split sample) Below is a list of some of the proposals and policies that are under consideration in new economic legislation. For each, regardless of whether you support or oppose each item, please indicate whether you believe each proposal will help people in your community.
Highway and Bridge Repair	Increased funding for highway and bridge construction and repair	
Expanding Broadband	Expanding broadband internet access across the country	
Clean Energy	Investing in clean energy infrastructure, like solar panels and wind turbines	
Jobs Training	Creating new job training programs for those left behind by closed coal mines and power plants	
Public Transit Upgrades	Investing in upgrading public transportation like buses and trains	
Family and Medical Leave	Expanding family and medical leave for all workers	
More Affordable Childcare	Making more affordable childcare options accessible for all families	
Support for Home Care Workers	Creating jobs and increasing wages and benefits for essential home care workers, such as elder care aides	
Universal Pre-School and Community College	Providing universal pre-school and free community college	
Extending Middle Class Tax Cuts	Extending middle class tax cuts that benefit lower and middle-income workers and families	
Lowering Health Costs	Lowering health care costs for people who have to pay for their own	