

# navigator\*



Thursday, July 1<sup>st</sup>

A Guide for  
Advocates

## Key Takeaways:

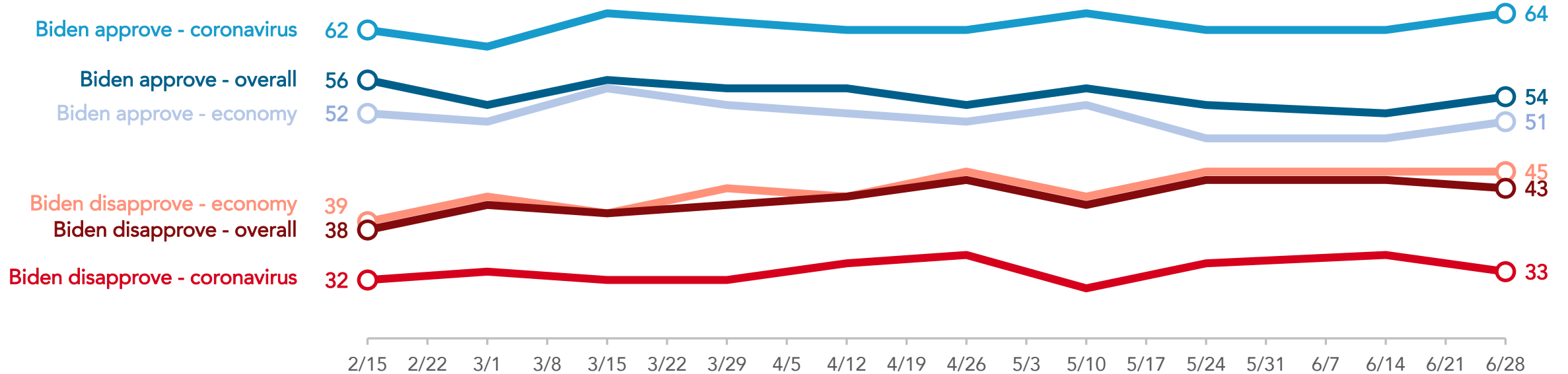
- The majority of Americans continue to approve of Biden's handling of the pandemic, economy, and job overall, while impressions of Trump and the Republican Party are underwater.
- Biden and Congressional Democrats are more trusted to handle the pandemic and infrastructure than Republicans.
- As vaccination rates begin to plateau, approval of the vaccine rollout remains steady and high.

# Biden's Ratings on His Handling of His Job as President, the Pandemic, and the Economy All Remain Positive

Biden's approval ratings are at +31 on the pandemic, +11 overall, and +6 on the economy.

**Do you approve or disapprove of the way Joe Biden is handling:**

- His job as president
- The economy
- The coronavirus pandemic

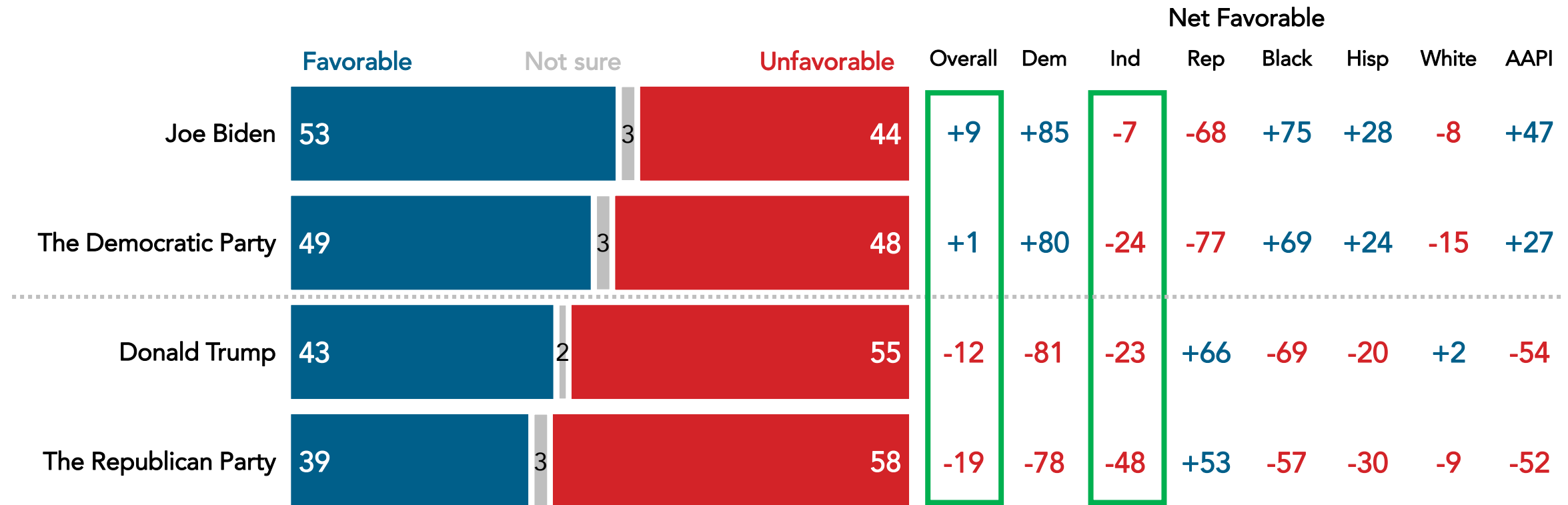


Nationwide surveys of registered voters; Each wave represents approximately 1,000 interviews taken over the prior three-five days. Latest wave conducted June 24-June 28, 2021. For more info, visit [navigatorresearch.org](https://www.navigatorresearch.org)

# Biden and the Democratic Party Are Viewed Favorably Overall While Trump and Republicans Are Underwater

While Biden is at net -7 (42% favorable/49% unfavorable) among independents, Trump is at -23 (36% fav/59% unfav) and the Republican Party is at net -48 (20% fav/68% unfav).

Please indicate how favorable or unfavorable you are to each one:



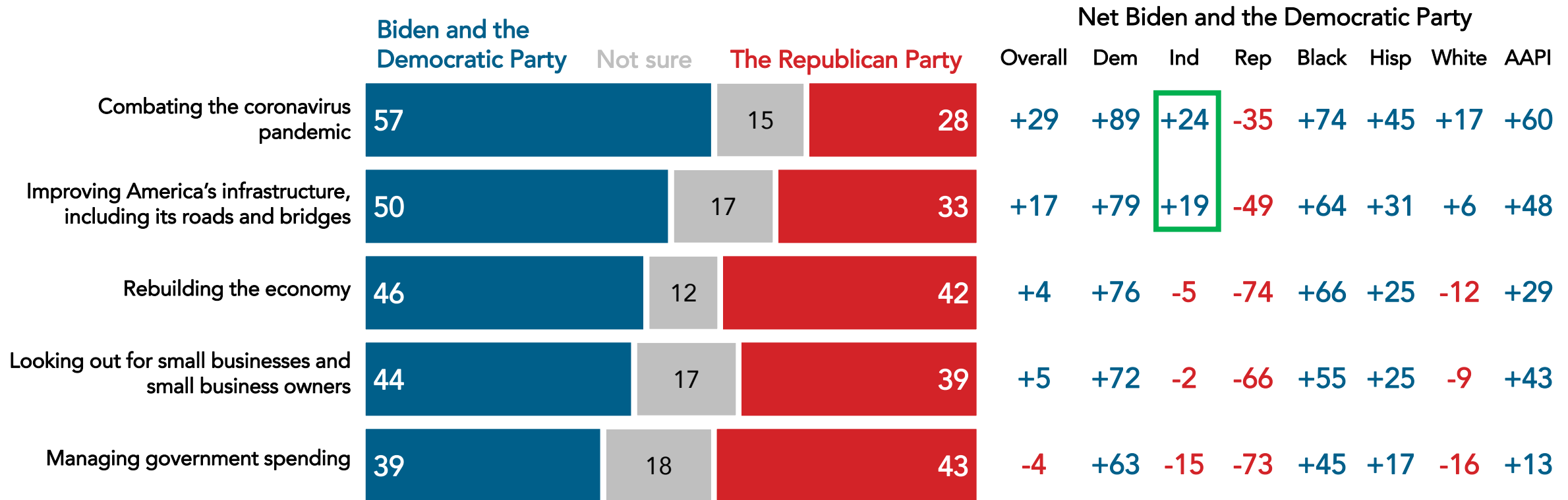
Nationwide survey of 1,000 registered voters conducted June 24-June 28, 2021. For more info, visit [navigatorresearch.org](http://navigatorresearch.org).



# Biden and Democrats More Trusted Than Republicans on Pandemic, Infrastructure, Economy, Small Businesses

Among independents, Biden and Democrats hold significant leads on combating the coronavirus pandemic (+24) and on infrastructure (+19); Republicans hold narrow leads on the economy (-5) and looking out for small businesses (-2).

Below is a list of issues. Please indicate who you trust more to handle:



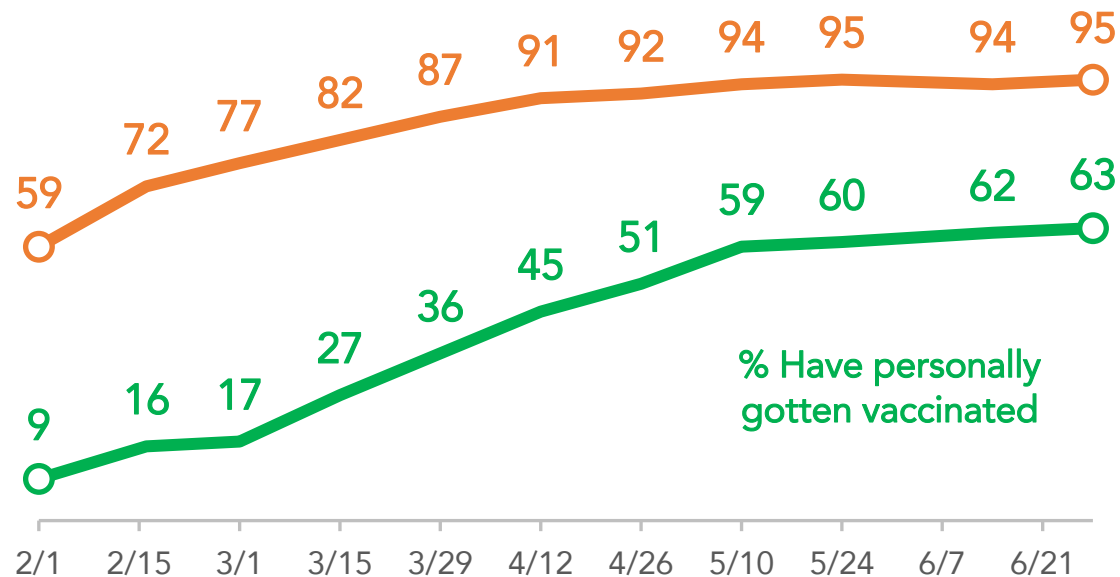
Nationwide survey of 1,000 registered voters conducted June 24-June 28, 2021. For more info, visit [navigatorresearch.org](http://navigatorresearch.org).

# As Reported Vaccination Rates Stabilize, Vaccine Rollout Approval Remains Steady and High

Since April, at least nine in ten Americans have reported knowing someone who has been vaccinated as approval of the rollout has stayed around 70%. In the last month, roughly 60% have consistently reported being personally vaccinated.

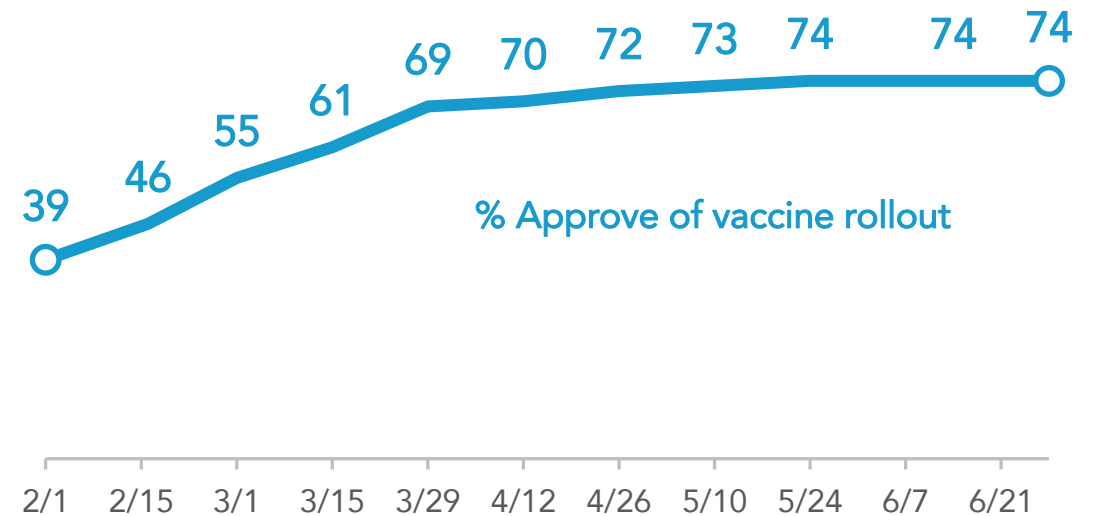
### Do you know anyone who has received the coronavirus vaccine?

% Know someone who has gotten vaccinated



### Do you approve or disapprove of how the vaccine rollout in the United States has gone so far?

% Approve of vaccine rollout



Nationwide surveys of registered voters; Each wave represents approximately 1,000 interviews taken over the prior three-five days. Latest wave conducted June 24-June 28, 2021. For more info, visit [navigatorresearch.org](http://navigatorresearch.org)

# navigator\*

## About Navigator

In a world where the news cycle is the length of a tweet, our leaders often lack the real-time public-sentiment analysis to shape the best approaches to talking about the issues that matter the most. Navigator is designed to act as a consistent, flexible, responsive tool to inform policy debates by conducting research and reliable guidance to inform allies, elected leaders, and the press. Navigator is a project led by pollsters from Global Strategy Group and GBAO along with an advisory committee, including: Andrea Purse, progressive strategist; Arkadi Gerney, The Hub Project; Joel Payne, The Hub Project; Christina Reynolds, EMILY's List; Delvone Michael, Working Families; Felicia Wong, Roosevelt Institute; Mike Podhorzer, AFL-CIO; Jesse Ferguson, progressive strategist; Navin Nayak, Center for American Progress Action Fund; Stephanie Valencia, EquisLabs; and Melanie Newman, Planned Parenthood Action Fund.

## About the Study

Global Strategy Group conducted public opinion surveys among a sample of 1,000 registered voters from June 24-June 28, 2021. 100 additional interviews were conducted among Hispanic voters. 71 additional interviews were conducted among Asian American and Pacific Islander voters. 101 additional interviews were conducted among African American voters. 101 additional interviews were conducted among independent voters. The survey was conducted online, recruiting respondents from an opt-in online panel vendor. Respondents were verified against a voter file and special care was taken to ensure the demographic composition of our sample matched that of the national registered voter population across a variety of demographic variables.

For Press inquiries contact:

[press@navigatorresearch.org](mailto:press@navigatorresearch.org)

To learn more about Navigator:

<http://navigatorresearch.org>

@NavigatorSurvey on Twitter