

navigator.*

Friday, June 4rd

Nearly Five Months Later,
An Update on the
Capitol Riot



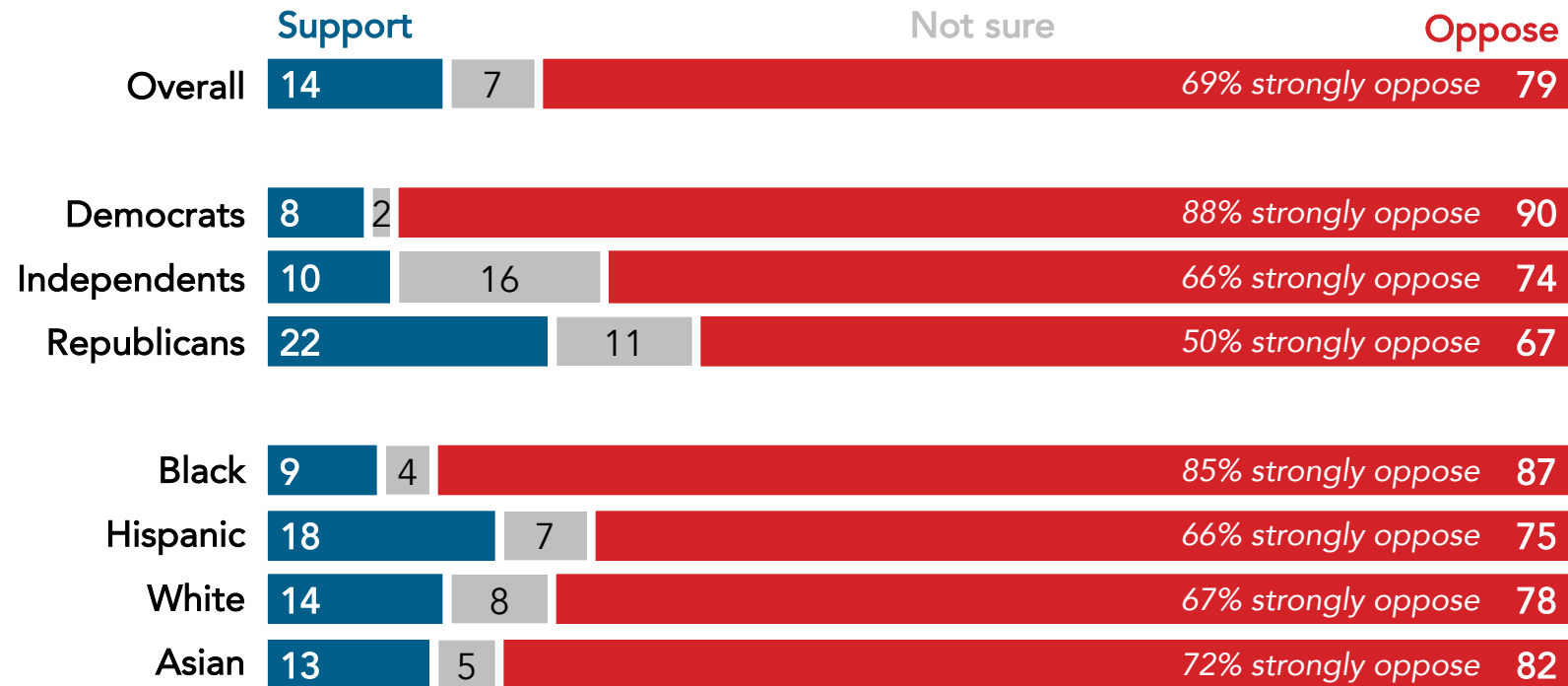
Key Takeaways:

- The vast majority of Americans say they oppose the storming of the U.S. Capitol on January 6th.
- The storming of the Capitol decreased confidence in the stability of democracy in the United States, especially among Black and Hispanic Americans.
- There is strong support for a commission to investigate the January 6th riot at the Capitol.

Months Later, Vast Majority of Americans Oppose the Storming of the U.S. Capitol

Two thirds of Republicans (67%) oppose the storming of the U.S. Capitol Building, including 50% who “strongly oppose.”

As you may recall, a group of Trump supporters broke into the U.S. Capitol Building on January 6th to disrupt the certification of the 2020 presidential election results. Do you support or oppose these actions by Trump supporters?

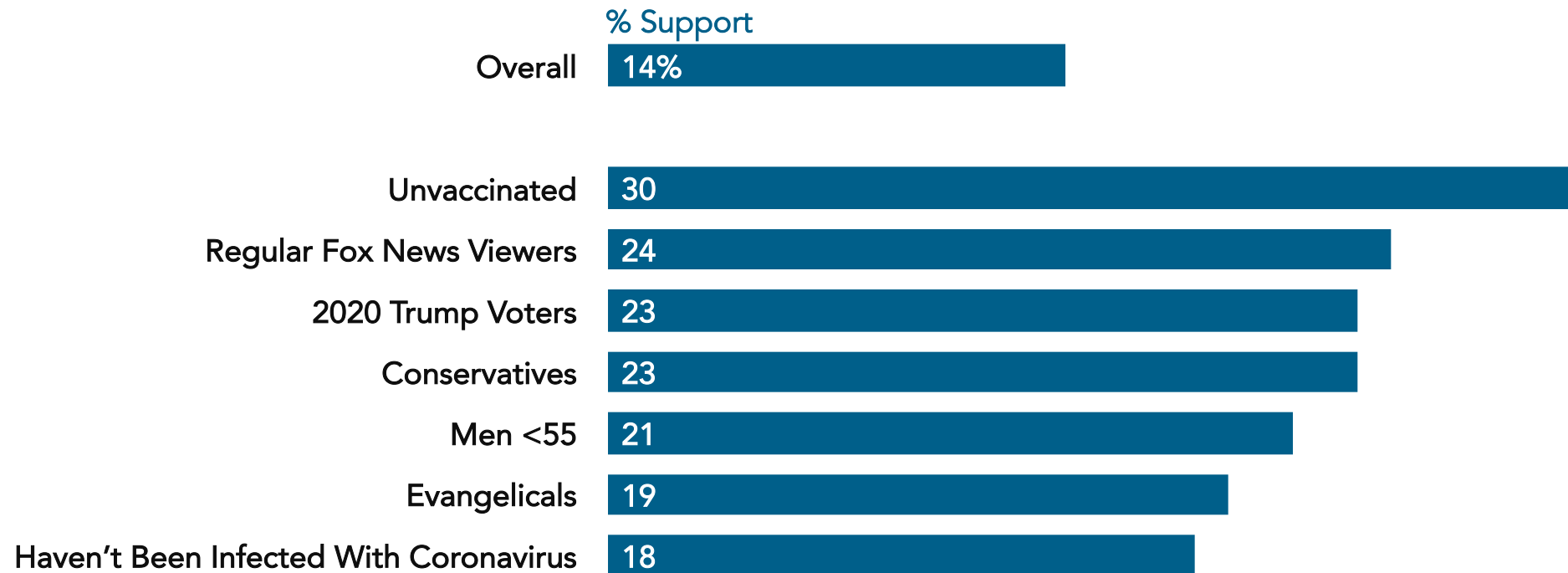


Nationwide survey of 1,204 registered voters conducted May 20-May 24, 2021.
For more info, visit navigatorresearch.org.

Unvaccinated Americans, Fox News Viewers, and Trump Voters Most Likely to Support Insurrection at the Capitol

In addition to Republicans (22% support), those who support the insurrection tend to be unvaccinated, regular Fox News viewers, 2020 Trump voters, conservatives, younger men, and born again/evangelical Christians.

As you may recall, a group of Trump supporters broke into the U.S. Capitol Building on January 6th to disrupt the certification of the 2020 presidential election results. Do you support or oppose these actions by Trump supporters?



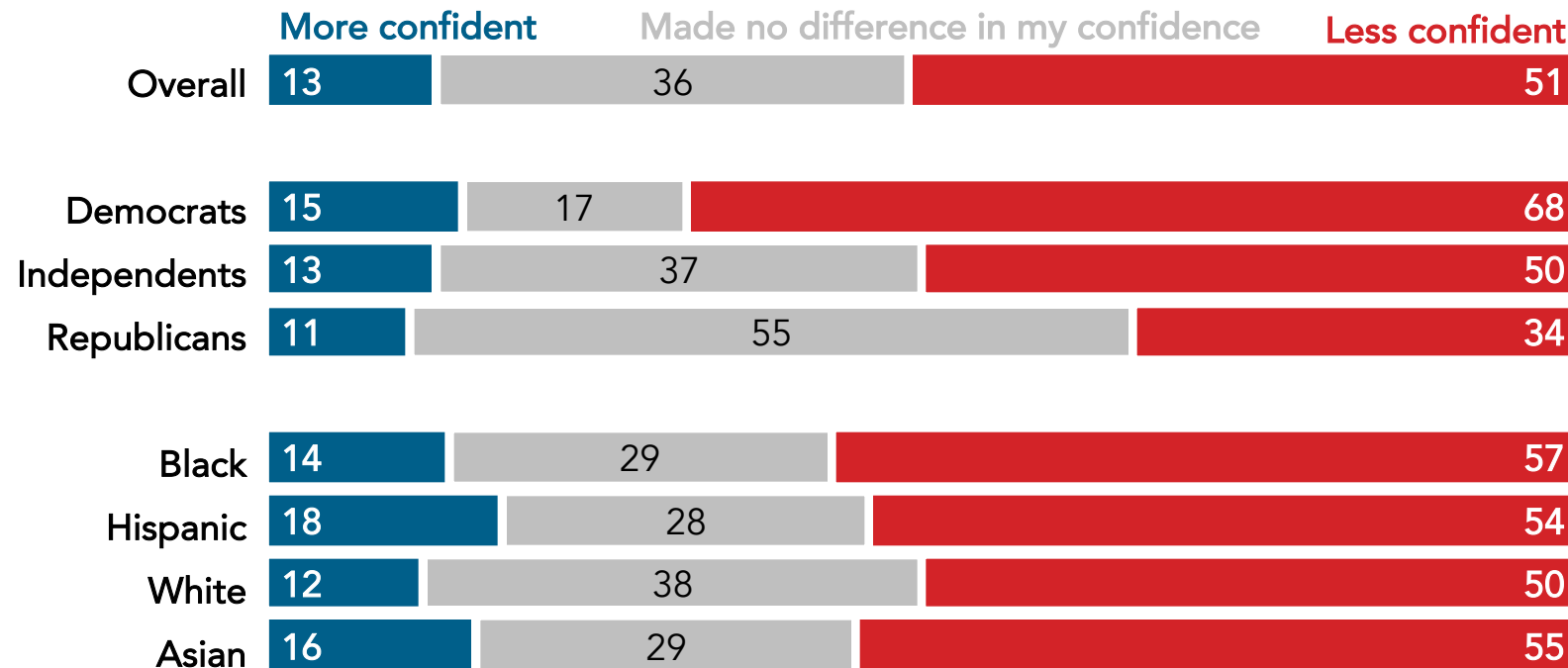
Nationwide survey of 1,256 registered voters conducted April 8-April 12, 2021.
For more info, visit navigatorresearch.org.

navigator*

Storming of Capitol Building Decreased Confidence in Stability of U.S. Democracy

Just over half (51%) say the storming of the Capitol made them less confident in the stability of democracy in the United States. Democrats (68%), Black Americans (57%), and Asian Americans (55%) are most likely to agree.

In thinking more about the storming of the U.S. Capitol Building on January 6th, did these events make you more confident in the stability of democracy in the United States, less confident, or make no difference?

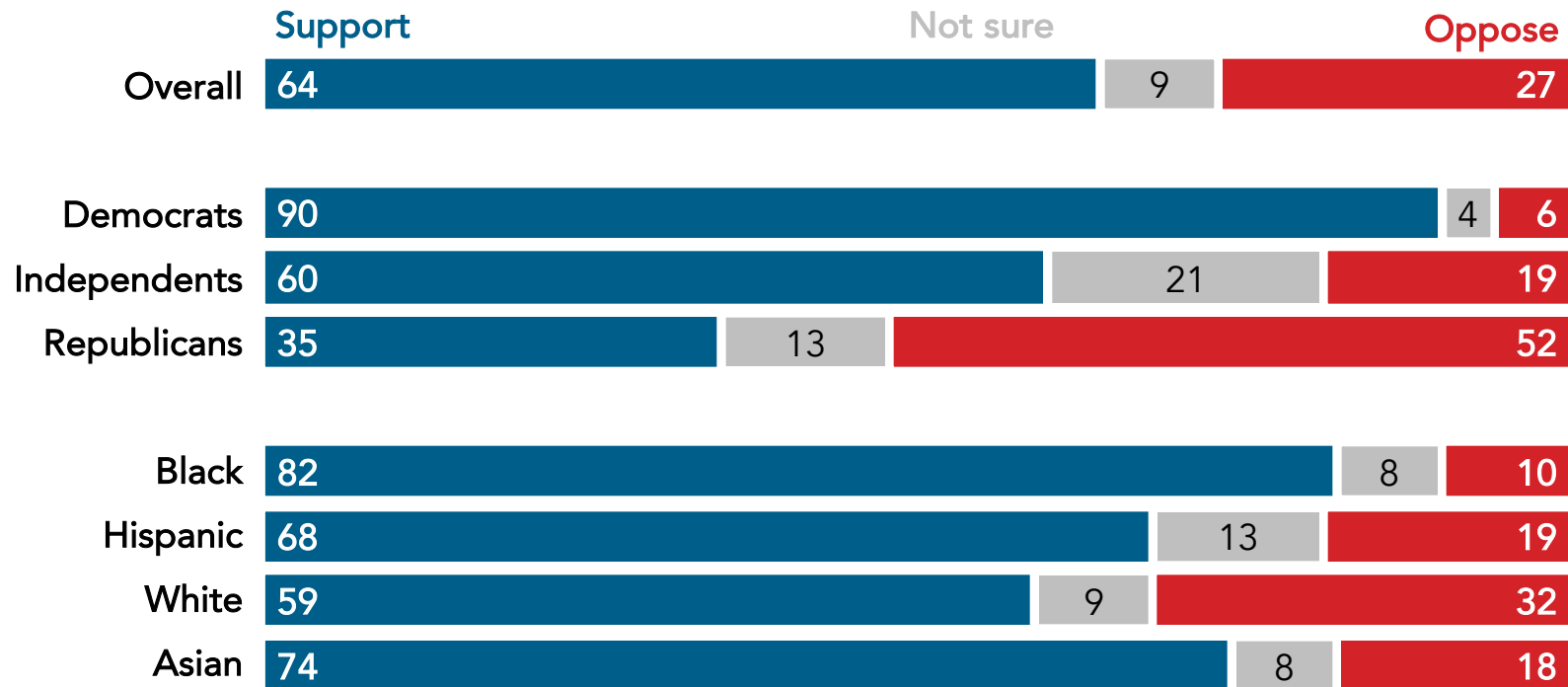


Nationwide survey of 1,204 registered voters conducted May 20-May 24, 2021.
For more info, visit navigatorresearch.org.

Two Thirds of Americans Support Commission to Investigate the January 6th Riot at Capitol

More than a third of Republicans (35%) support establishing a commission to investigate the riot at the Capitol.

As you may or may not know, in response to the Capitol riot on January 6th, the House Homeland Security Committee reached a bipartisan agreement to create a commission to investigate the riot, including the related causalities, which the House recently voted to establish. Do you support or oppose Congress creating a commission to investigate the January 6th riot at the Capitol?



Nationwide survey of 1,204 registered voters conducted May 20-May 24, 2021.
For more info, visit navigatorresearch.org.

navigator*



About Navigator

In a world where the news cycle is the length of a tweet, our leaders often lack the real-time public-sentiment analysis to shape the best approaches to talking about the issues that matter the most. Navigator is designed to act as a consistent, flexible, responsive tool to inform policy debates by conducting research and reliable guidance to inform allies, elected leaders, and the press. Navigator is a project led by pollsters from Global Strategy Group and GBAO along with an advisory committee, including: Andrea Purse, progressive strategist; Arkadi Gerney, The Hub Project; Joel Payne, The Hub Project; Christina Reynolds, EMILY's List; Delvone Michael, Working Families; Felicia Wong, Roosevelt Institute; Mike Podhorzer, AFL-CIO; Jesse Ferguson, progressive strategist; Navin Nayak, Center for American Progress Action Fund; Stephanie Valencia, EquisLabs; and Melanie Newman, Planned Parenthood Action Fund.

About the Study

Global Strategy Group conducted public opinion surveys among a sample of 1,204 registered voters from May 20-May 24, 2021. 149 additional interviews were conducted among Hispanic voters. 194 additional interviews were conducted among Asian American and Pacific Islander voters. 100 additional interviews were conducted among African American voters. 100 additional interviews were conducted among independent voters. The survey was conducted online, recruiting respondents from an opt-in online panel vendor. Respondents were verified against a voter file and special care was taken to ensure the demographic composition of our sample matched that of the national registered voter population across a variety of demographic variables.

For Press inquiries contact:

press@navigatorresearch.org

**To learn more about
Navigator:**

<http://navigatorresearch.org>

@NavigatorSurvey on Twitter