

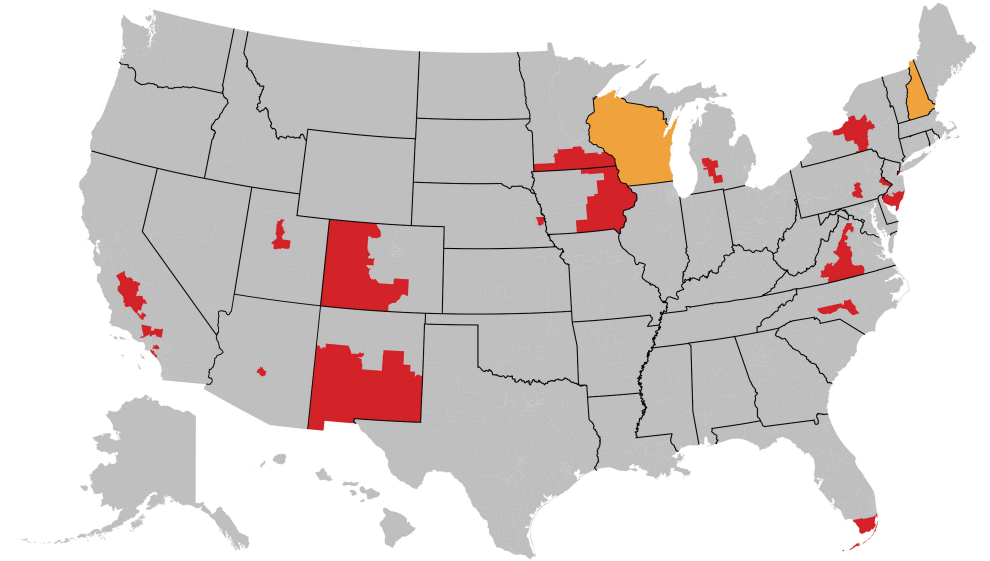
# navigator\*



Reconciliation &  
Economic Plan

# Methodology

GBAO conducted a national survey of 1,000 likely 2022 midterm voters from July 19<sup>th</sup> – 25<sup>th</sup>, 2021. The survey included an oversample 405 New Hampshire voters, 426 Wisconsin voters, and 501 GOP leaning battleground congressional district voters (AZ-6, CA-21, CA-25, CA-39, CA-48, CO-3, FL-26, FL-27, IA-1, IA-2, MI-3, MN-1, NE-2, NJ-2, NM-2, NY-11, NY-22, NY-24, NC-8, PA-1, PA-10, UT-4, VA-5). Interviews were completed by phone (landline & cell) and text-to-web. The margin of error at the 95% confidence level is +/-2.0%. The margin of error on sub-samples is greater.



# Demographics of likely voter population

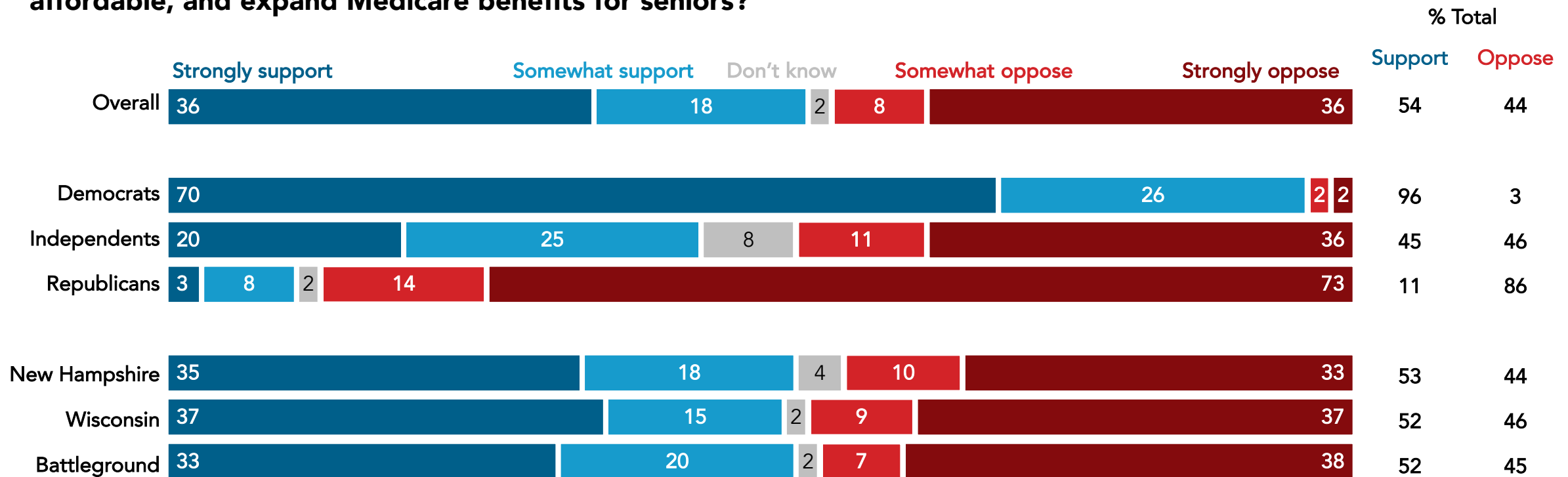
Women	Men	18-49	50+	Non-Coll	College	White	Black	Hispanic	AAPI
52	47	43	56	52	45	69	12	10	4

# Key Takeaways

- There is consistent majority support for Biden's economic plan—overall, with more information about how it is paid for, and for each component.
- Expanding Medicare, cracking down on tax evasion, and raising wages for home care workers earn particularly strong, cross-partisan support.
- The plan wins exchanges against conservative counterarguments on inflation, COVID, making the wealthy pay their share, and needed investments.

# Majorities Nationwide And In Key Battlegrounds Support Biden's Economic Plan

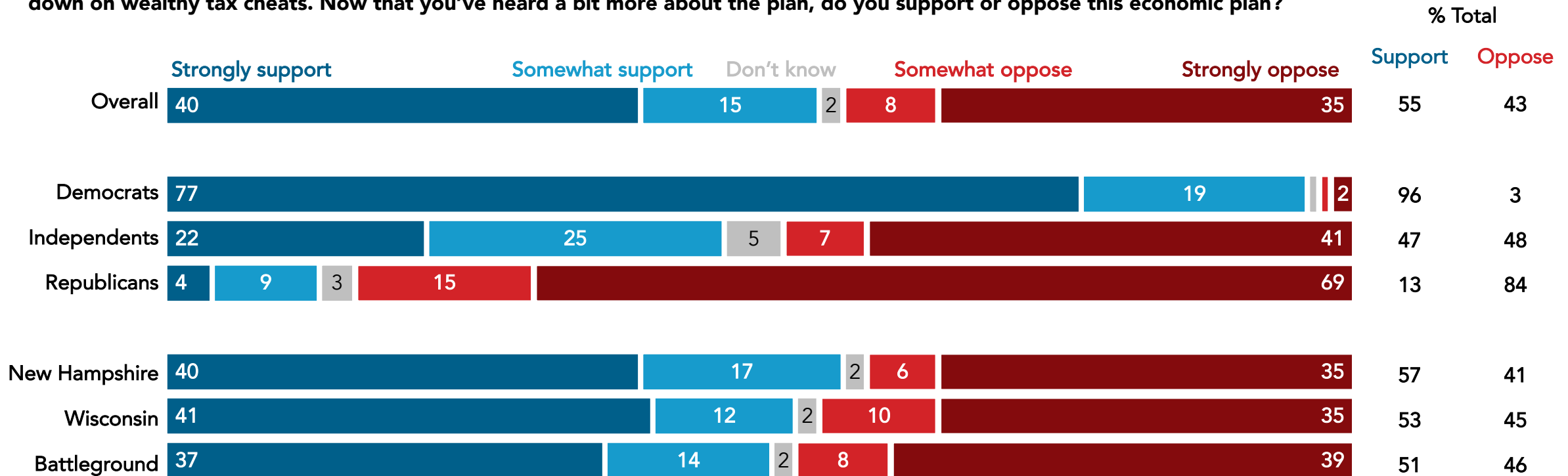
Do you support or oppose President Biden's \$3.5 trillion economic plan that would cut taxes for most families with children, address climate change, make access to child care, health care, and elder care more affordable, and expand Medicare benefits for seniors?



Survey of likely 2022 midterm voters, including 1,000 national voters, 405 New Hampshire voters, 426 Wisconsin voters, and 501 GOP leaning battleground congressional district voters, conducted July 19-25, 2021. For more info, visit [navigatorresearch.org](https://navigatorresearch.org).

# Adding Context About How The Plan Is Paid For Keeps Support Stable, Or Slightly Improves It

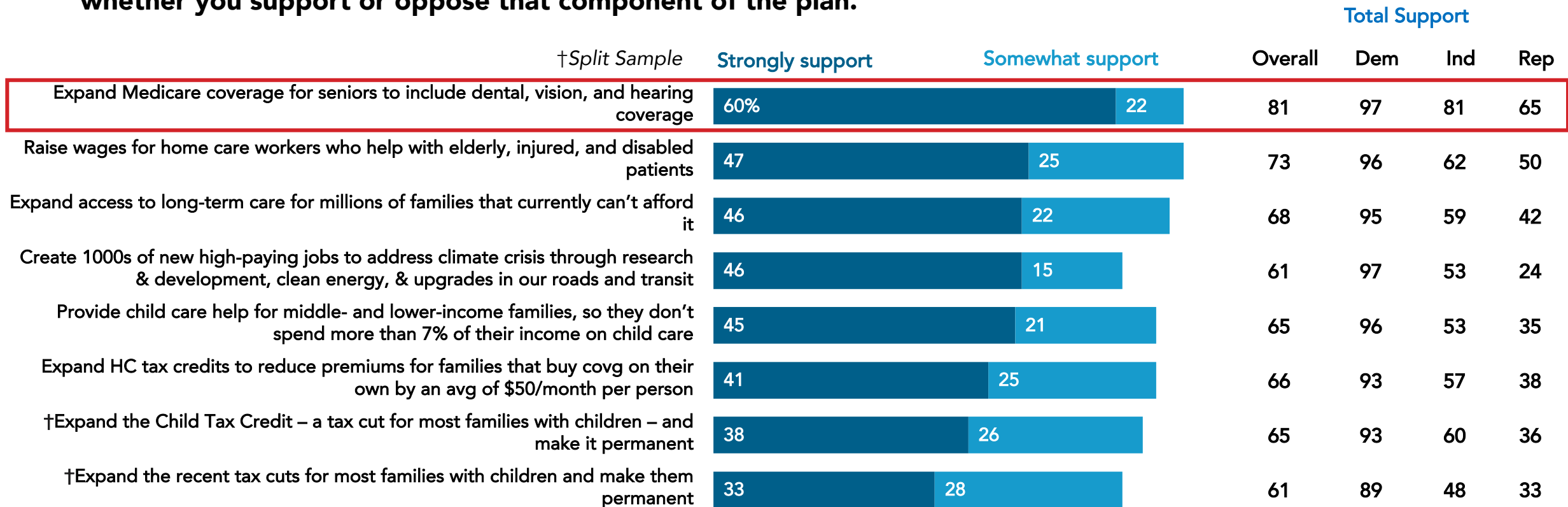
I'm going to read you some more details about this plan. President Biden and Democrats in Congress have proposed paying for these investments by raising taxes on the wealthy and big corporations, including raising taxes on those with incomes in the top 2%, raising taxes on those earning over \$1 million by selling stocks and bonds, increasing the corporate tax rate from 21% to 28%, and increasing funding to crack down on wealthy tax cheats. Now that you've heard a bit more about the plan, do you support or oppose this economic plan?



Survey of likely 2022 midterm voters, including 1,000 national voters, 405 New Hampshire voters, 426 Wisconsin voters, and 501 GOP leaning battleground congressional district voters, conducted July 19-25, 2021. For more info, visit [navigatorresearch.org](https://navigatorresearch.org).

# Medicare Expansion To Cover Dental, Vision And Hearing Most Popular Provision, And Majorities Of Independents Support All

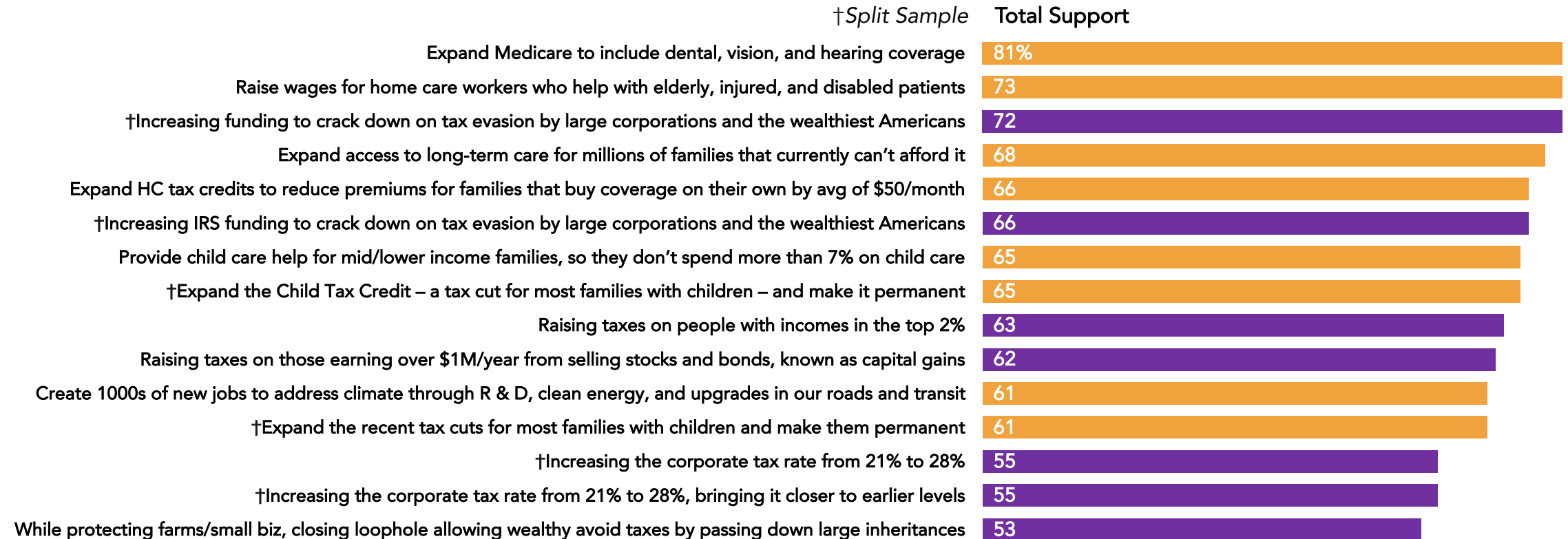
I'm going to read some components of President Biden's economic plan. For each one, please tell me whether you support or oppose that component of the plan.



Survey of likely 2022 midterm voters, including 1,000 national voters, 405 New Hampshire voters, 426 Wisconsin voters, and 501 GOP leaning battleground congressional district voters, conducted July 19-25, 2021.  
For more info, visit [navigatorresearch.org](https://navigatorresearch.org).

# Each Proposal For Investment And Taxing The Wealthy All Earn Majority Support

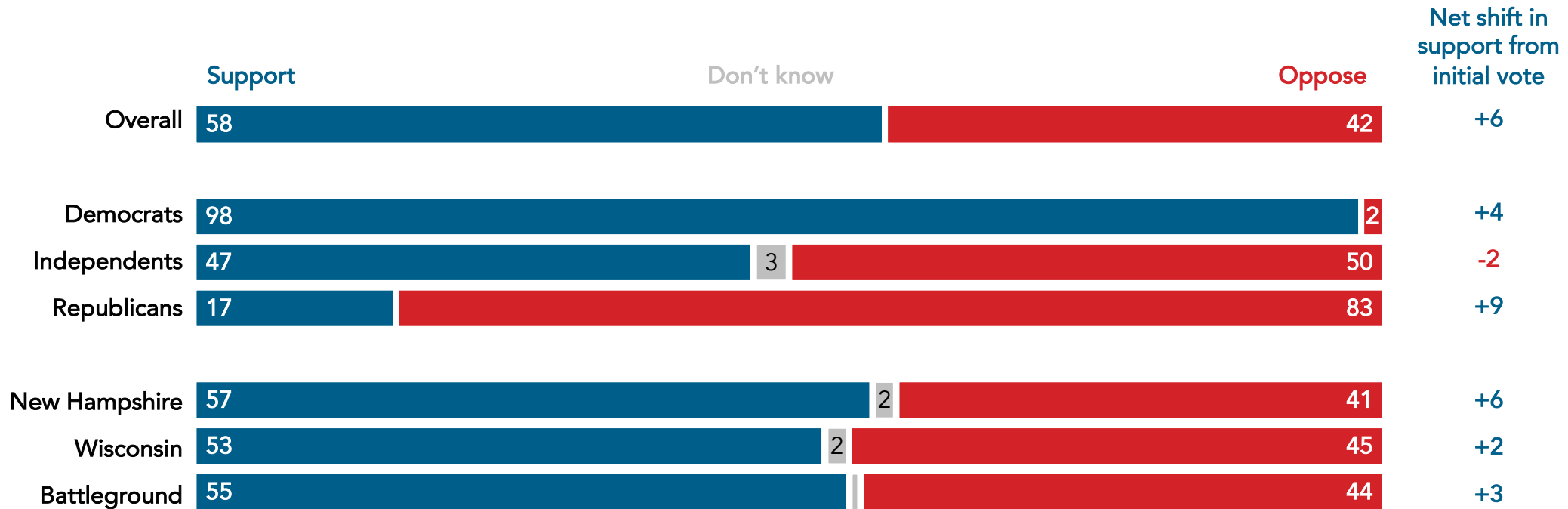
## Summary of investment and tax proposals



Survey of likely 2022 midterm voters, including 1,000 national voters, 405 New Hampshire voters, 426 Wisconsin voters, and 501 GOP leaning battleground congressional district voters, conducted July 19-25, 2021.  
For more info, visit [navigatorresearch.org](http://navigatorresearch.org).

# Support For The Plan Increases Slightly After Proposals

Now that you've heard more information, do you support or oppose President Biden's \$3.5 trillion economic plan that would cut taxes for most families with children, address climate change, make access to child care, health care, and elder care more affordable, and expand Medicare benefits for seniors?

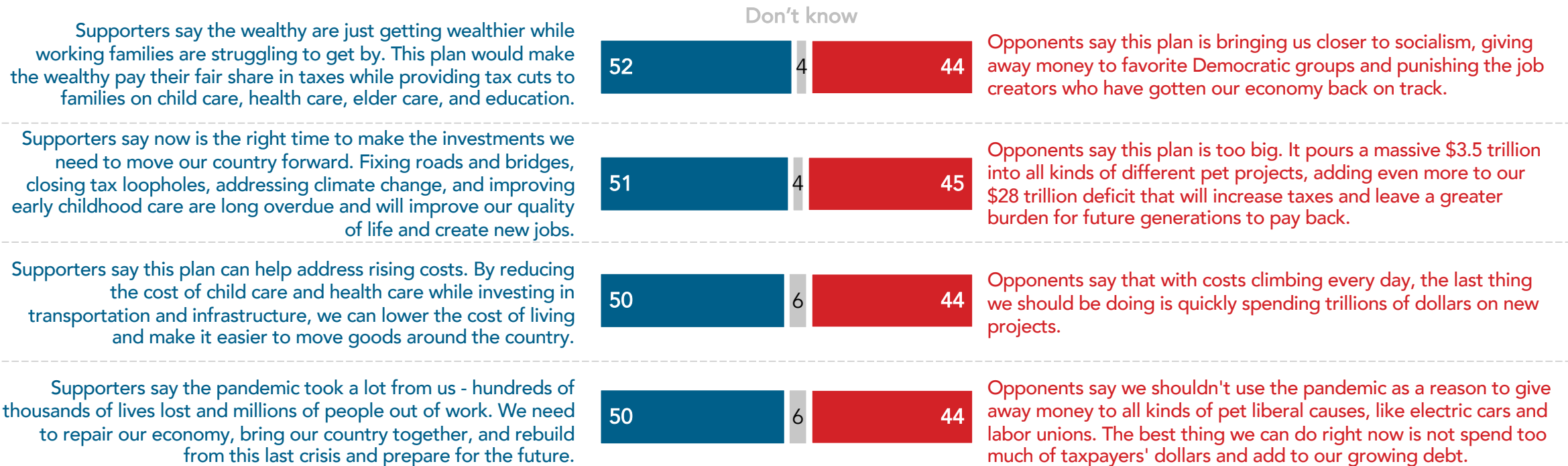


Survey of likely 2022 midterm voters, including 1,000 national voters, 405 New Hampshire voters, 426 Wisconsin voters, and 501 GOP leaning battleground congressional district voters, conducted July 19-25, 2021. For more info, visit [navigatorresearch.org](https://navigatorresearch.org).



# The Plan Wins Across All Exchanges, Around Investment, Inflation, COVID, And The Wealthy Paying Their Share

I am going to read you some pairs of statements from supporters and opponents of President Biden's economic plan. For each pair, please tell me who you agree with more - supporters or opponents - even if neither is exactly right.



Survey of likely 2022 midterm voters, including 1,000 national voters, 405 New Hampshire voters, 426 Wisconsin voters, and 501 GOP leaning battleground congressional district voters, conducted July 19-25, 2021. For more info, visit [navigatorresearch.org](http://navigatorresearch.org).

# navigator\*

## About Navigator

In a world where the news cycle is the length of a tweet, our leaders often lack the real-time public-sentiment analysis to shape the best approaches to talking about the issues that matter the most. Navigator is designed to act as a consistent, flexible, responsive tool to inform policy debates by conducting research and reliable guidance to inform allies, elected leaders, and the press. Navigator is a project led by pollsters from Global Strategy Group and GBAO along with an advisory committee, including: Andrea Purse, progressive strategist; Arkadi Gerney, The Hub Project; Joel Payne, The Hub Project; Christina Reynolds, EMILY's List; Delvone Michael, Working Families; Felicia Wong, Roosevelt Institute; Mike Podhorzer, AFL-CIO; Jesse Ferguson, progressive strategist; Navin Nayak, Center for American Progress Action Fund; Stephanie Valencia, EquisLabs; and Melanie Newman, Planned Parenthood Action Fund.

## About the Study

GBAO conducted a national survey of 1,000 likely 2022 midterm voters from July 19th – 25th, 2021. The survey included an additional oversample of 405 New Hampshire voters, 426 Wisconsin voters, and 501 GOP leaning battleground congressional district voters (AZ-6, CA-21, CA-25, CA-39, CA-48, CO-3, FL-26, FL-27, IA-1, IA-2, MI-3, MN-1, NE-2, NJ-2, NM-2, NY-11, NY-22, NY-24, NC-8, PA-1, PA-10, UT-4, VA-5). Interviews were completed by phone (landline & cell) and text-to-web. The margin of error at the 95% confidence level is +/-2.0%. The margin of error on sub-samples is greater.

For Press inquiries contact:

[press@navigatorresearch.org](mailto:press@navigatorresearch.org)

To learn more about  
Navigator:

<http://navigatorresearch.org>

@NavigatorSurvey on Twitter

navigator\*