

navigator*

Thursday, July 22nd

A Guide for
Advocates



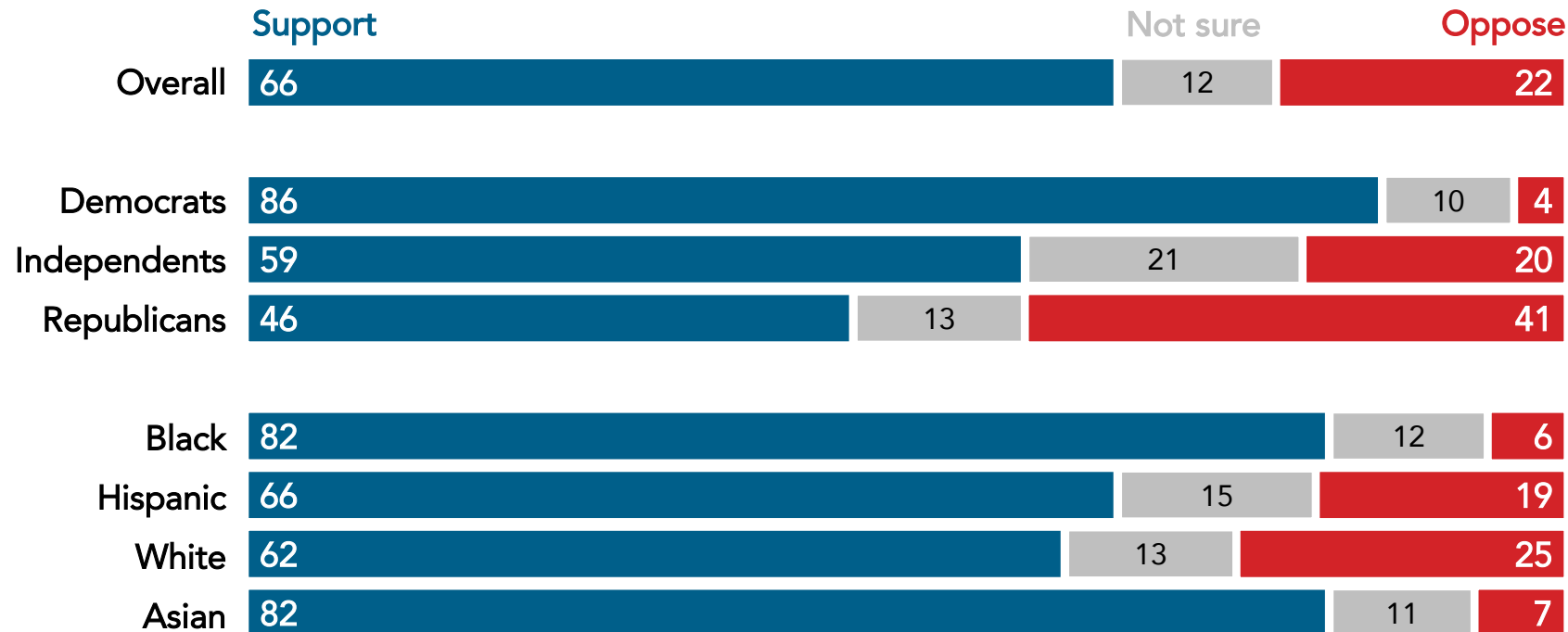
Key Takeaways:

- A majority of Americans support the Bipartisan Infrastructure Framework.
- The child tax credit is popular, particularly among parents – nearly half of whom also report having personally received it.
- Increasing funding for the IRS to “crack down on wealthy tax cheats” is popular, especially when framed with the potential tax revenue the funding increase could provide in the next ten years.

Bipartisan Infrastructure Bill Is Popular Across Race and Party

With more than four in five (86%) Democrats supporting the Bipartisan Infrastructure Framework, a majority of independents (59%) and nearly half of Republicans (46%) also support the plan.

Regardless of how much you have seen or heard about the Bipartisan Infrastructure Framework (BIF), do you support or oppose President Biden and a bipartisan group of Senators passing a new infrastructure plan to improve roads and bridges, expand power infrastructure, increase passenger and rail access, expand broadband access, and improve water infrastructure?

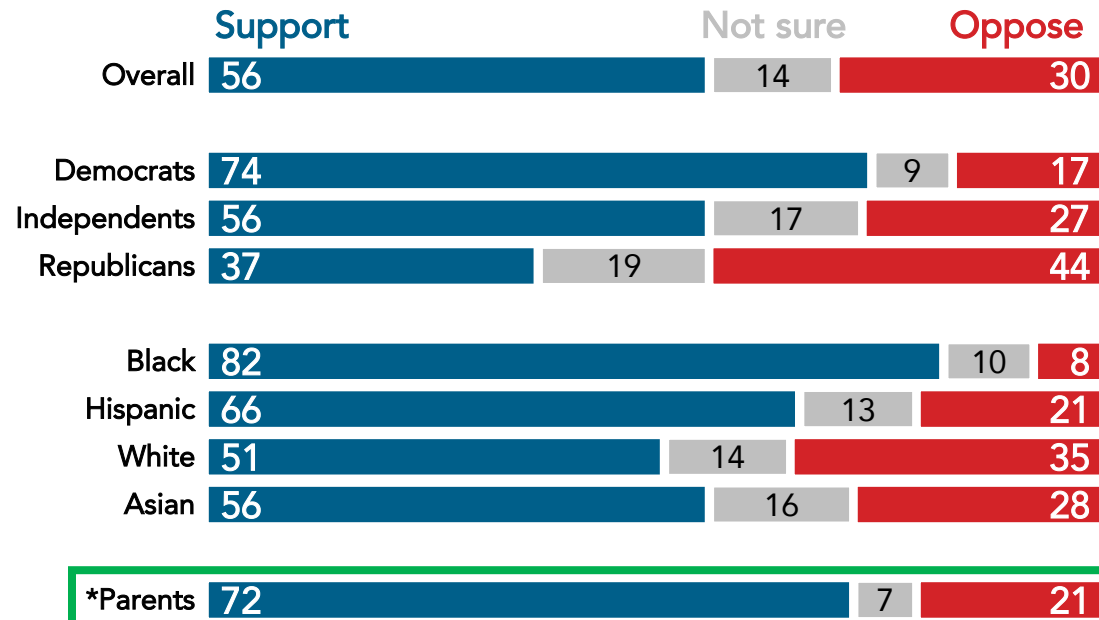


Nationwide survey of 1,000 registered voters conducted July 15-July 19, 2021.
For more info, visit navigatorresearch.org.

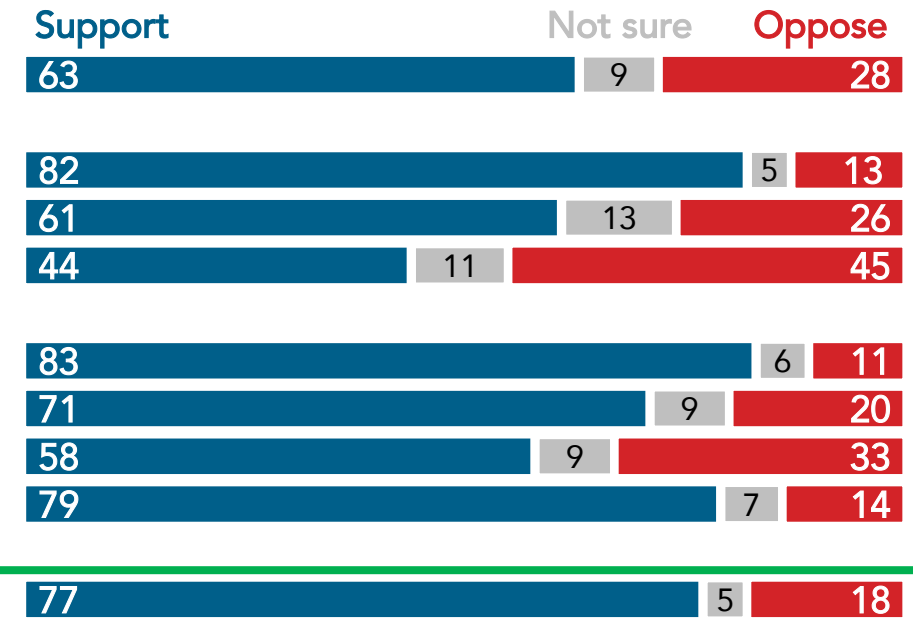
The Child Tax Credit Is Widely Supported and Even More So When Highlighting the Share of Households That Are Eligible

Among parents, nearly four in five support the child tax credit when it is framed by the share of households eligible.

(Split sample) Do you support or oppose the child tax credit?



(Split sample) Do you support or oppose the child tax credit, which more than 90% of U.S. households with children are eligible to receive?



*"Parents" are defined as those with a child under the age of 18 living at home with them. Nationwide survey of 1,000 registered voters conducted July 15-July 19, 2021. For more info, visit navigatorresearch.org.

The Child Tax Credit Has Emerged as a Major Topic of Discussion in Positive Conversation Around Biden This Week

On a separate question, 74% said they have heard “a lot” or “some” about the child tax credit, with only 26% saying they have heard about it “not much” or “not at all.”

In a few words, what positive things have you seen, read, or heard recently about Joe Biden?

Hearing Mostly/Some Positive: 64%



“[Biden] was responsible for the **expanded child tax credit**.”

“The biggest item has been **the child tax credit**, which **we received** as part of the American Rescue Act. **This money will be helpful for our family over the next few months.**”

“I received **a letter and money for the child tax credit that was promised** on the exact day it was promised.”

“The **child tax credit checks** are being sent to **parents**.”

“About how the advance **child tax credit** helping out a lot of **poor families**.”

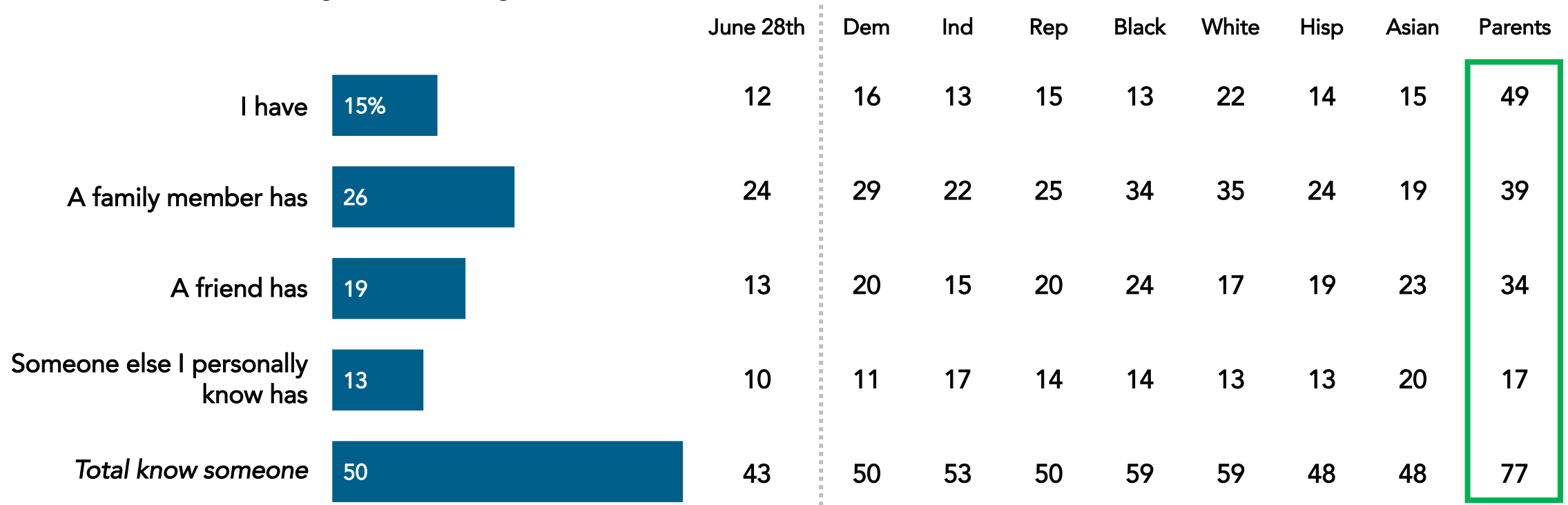
“[Biden] is giving **tax credits** to **American families** with minor children.”

Nationwide survey of 1,000 registered voters conducted July 15-July 19, 2021.
For more info, visit navigatorresearch.org.

Among Parents, Nearly Half Report Having Received the Child Tax Credit and Three in Four Know Someone Who Has

Among parents, there has been an 18-point increase in the share who have personally received it (from 31% to 49%) since late June.

As you may know, one of the policies in the American Rescue Plan is expanding the child tax credit for most families with children. Do you know anyone who has received the child tax credit?

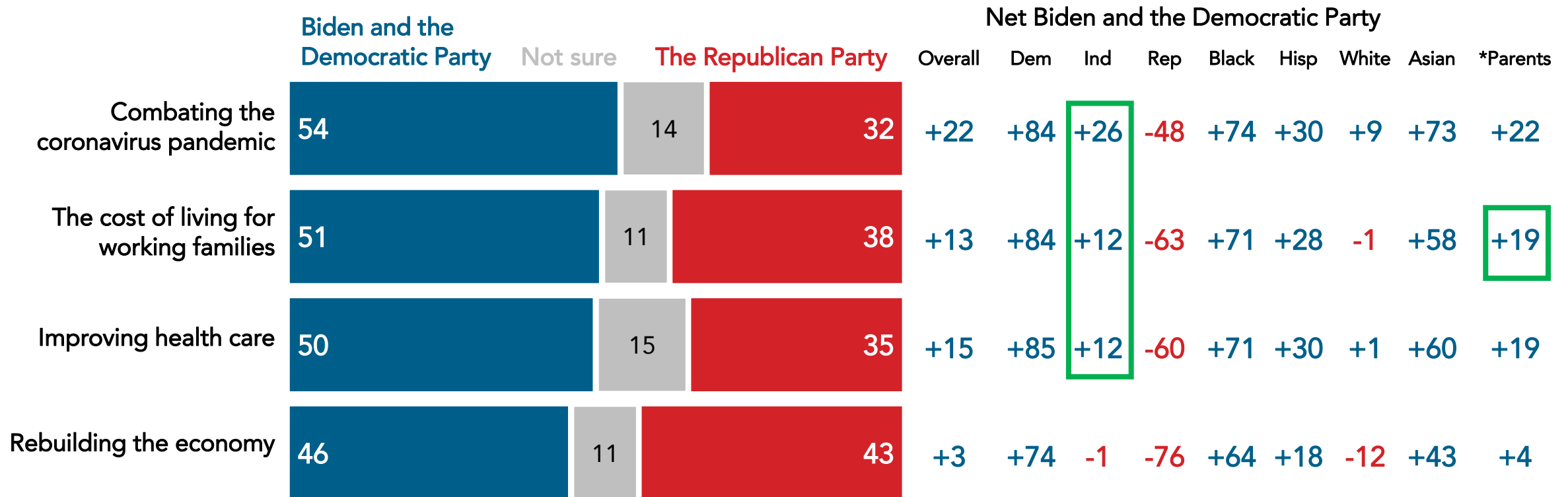


*"Parents" are defined as those with a child under the age of 18 living at home with them. Nationwide surveys of registered voters; Each wave represents approximately 1,000 interviews taken over the prior three-five days. Latest wave conducted July 15-July 19, 2021. For more info, visit navigatorresearch.org

Americans Trust Biden and Democrats More Than Republicans on Pandemic, Cost of Living, Health Care, and Economy

Among independents, Biden and Democrats are more trusted by 26 points to combat the pandemic, by 12 points to handle the cost of living for working families, and by 12 points to improve health care.

Below is a list of issues. Please indicate who you trust more to handle:

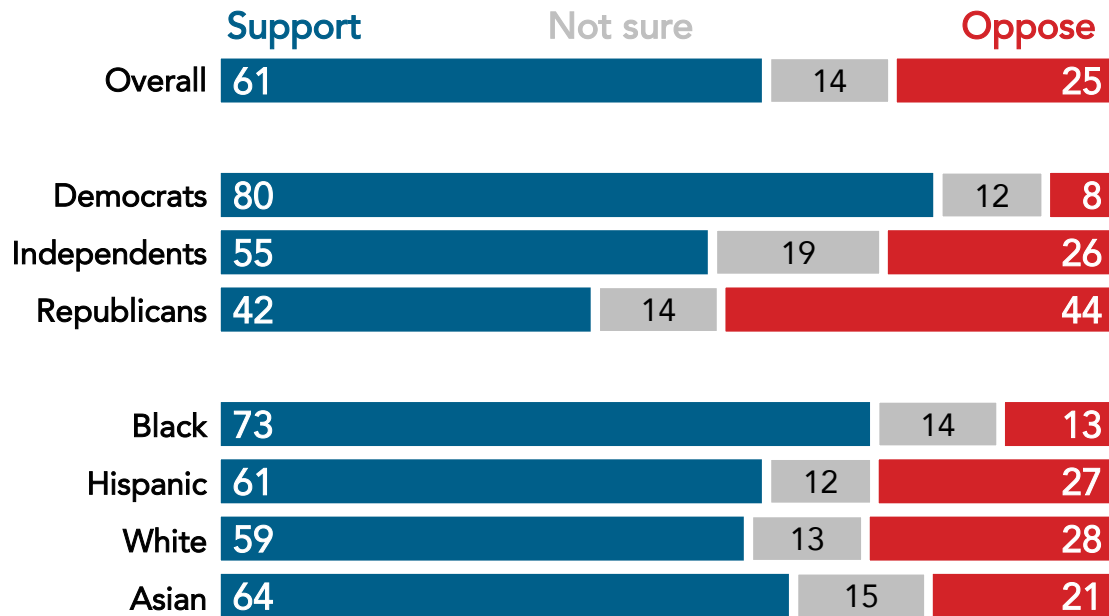


*"Parents" are defined as those with a child under the age of 18 living at home with them. Nationwide survey of 1,000 registered voters conducted July 15-July 19, 2021. For more info, visit navigatorresearch.org.

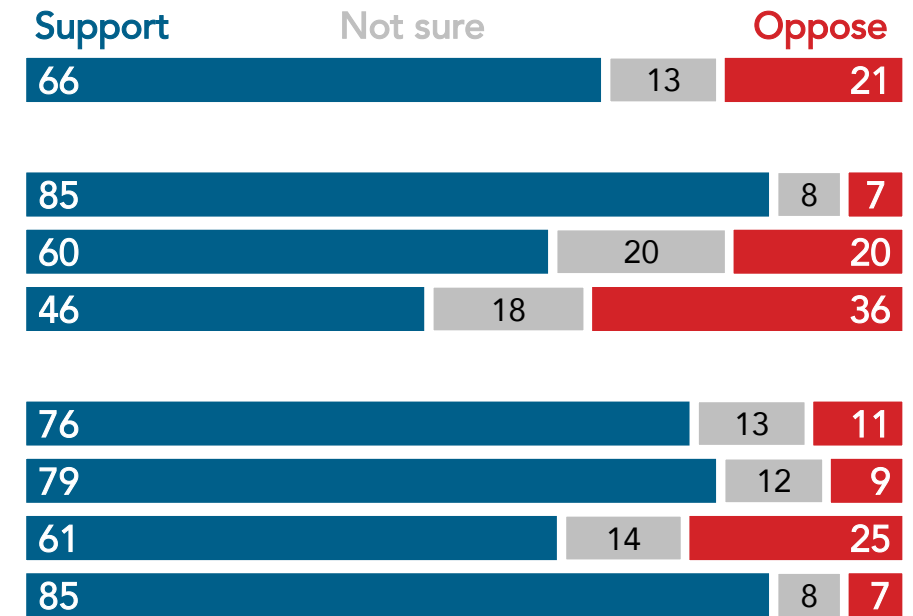
Increasing IRS Funding to Crack Down on Tax Cheats Slightly More Popular When Potential Revenue Invoked

Pluralities of Democrats (85%), independents (60%), and Republicans (46%) support increasing funding for the IRS when framed in the potential of \$700 billion in tax revenue resulting from it over the next decade.

Do you support or oppose increasing funding for the IRS by \$80 billion to crack down on wealthy tax cheats?



Do you support or oppose increasing funding for the IRS by \$80 billion to crack down on wealthy tax cheats, which could bring in up to \$700 billion in tax revenue over the next decade?



Nationwide survey of 1,000 registered voters conducted July 15-July 19, 2021. For more info, visit navigatorresearch.org.

navigator*

About Navigator

In a world where the news cycle is the length of a tweet, our leaders often lack the real-time public-sentiment analysis to shape the best approaches to talking about the issues that matter the most. Navigator is designed to act as a consistent, flexible, responsive tool to inform policy debates by conducting research and reliable guidance to inform allies, elected leaders, and the press. Navigator is a project led by pollsters from Global Strategy Group and GBAO along with an advisory committee, including: Andrea Purse, progressive strategist; Arkadi Gerney, The Hub Project; Joel Payne, The Hub Project; Christina Reynolds, EMILY's List; Delvone Michael, Working Families; Felicia Wong, Roosevelt Institute; Mike Podhorzer, AFL-CIO; Jesse Ferguson, progressive strategist; Navin Nayak, Center for American Progress Action Fund; Stephanie Valencia, EquisLabs; and Melanie Newman, Planned Parenthood Action Fund.

About the Study

Global Strategy Group conducted public opinion surveys among a sample of 1,000 registered voters from July 15-July 19, 2021. 100 additional interviews were conducted among Hispanic voters. 71 additional interviews were conducted among Asian American and Pacific Islander voters. 101 additional interviews were conducted among African American voters. 100 additional interviews were conducted among independent voters. The survey was conducted online, recruiting respondents from an opt-in online panel vendor. Respondents were verified against a voter file and special care was taken to ensure the demographic composition of our sample matched that of the national registered voter population across a variety of demographic variables.

For Press inquiries contact:

press@navigatorresearch.org

To learn more about Navigator:

<http://navigatorresearch.org>

@NavigatorSurvey on Twitter