

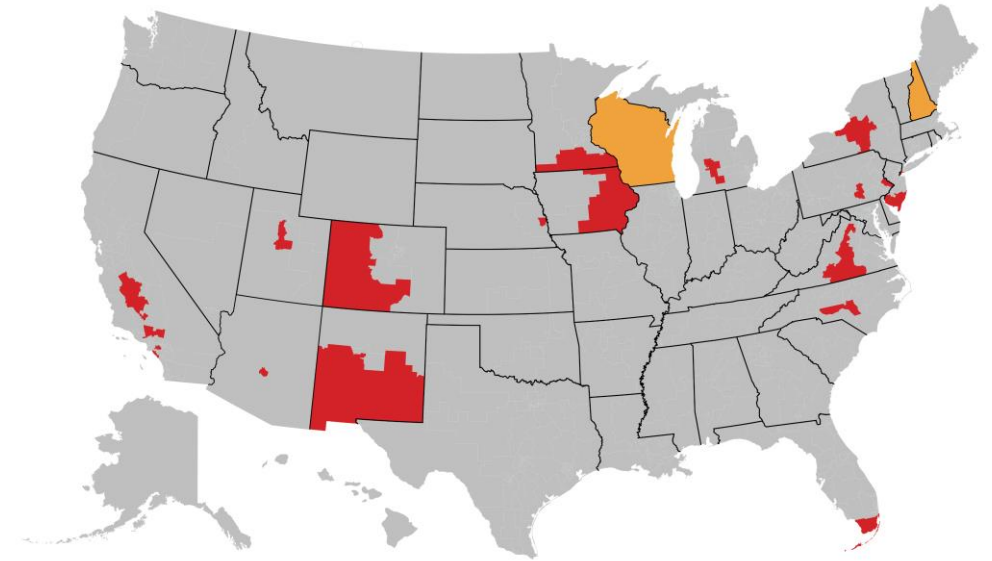
navigator*



Reconciliation &
Economic Plan

Methodology

GBAO conducted a national survey of 1,000 likely 2022 midterm voters from July 19th – 25th, 2021. The survey included an oversample 400 New Hampshire voters, 400 Wisconsin voters, and 400 GOP leaning battleground congressional district voters (AZ-6, CA-21, CA-25, CA-39, CA-48, CO-3, FL-26, FL-27, IA-1, IA-2, MI-3, MN-1, NE-2, NJ-2, NM-2, NY-11, NY-22, NY-24, NC-8, PA-1, PA-10, UT-4, VA-5). Interviews were completed by phone (landline & cell) and text-to-web. The margin of error at the 95% confidence level is +/-3.1%. The margin of error on sub-samples is greater.



Demographics of likely voter population

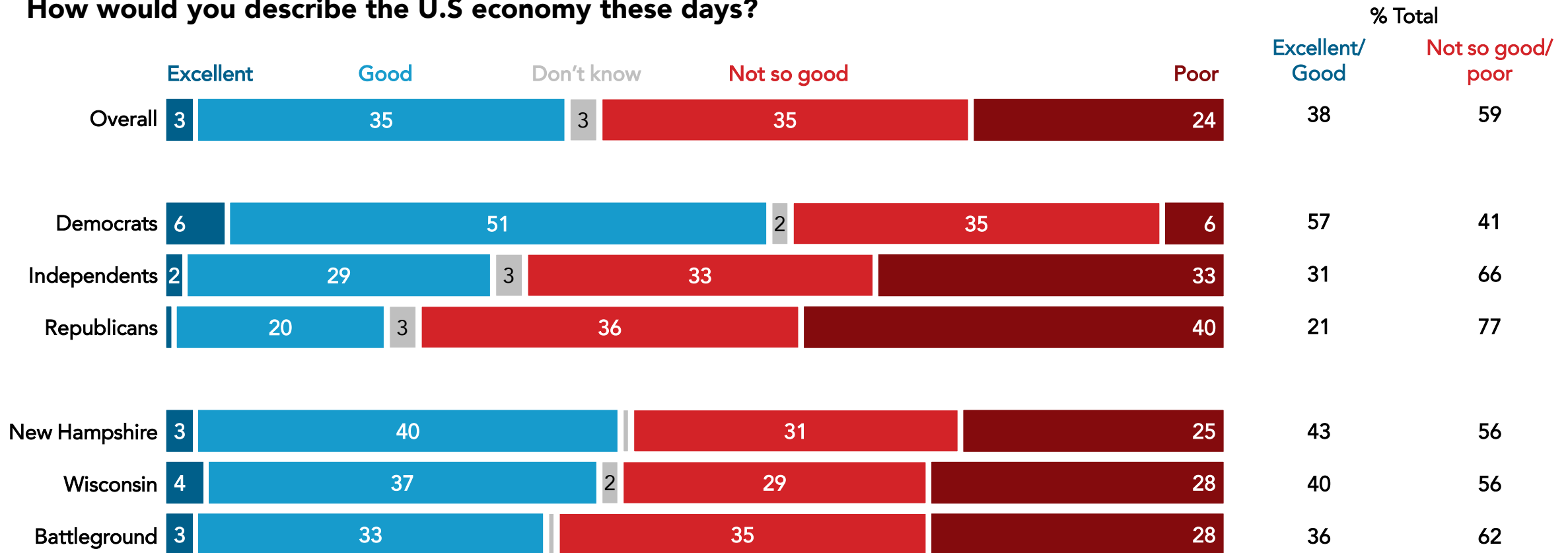
| | | | | | | | | | |
|-------|-----|-------|-----|----------|---------|-------|-------|----------|------|
| Women | Men | 18-49 | 50+ | Non-Coll | College | White | Black | Hispanic | AAPI |
| 52 | 47 | 43 | 56 | 52 | 45 | 69 | 12 | 10 | 4 |

Key Takeaways

- Many are pessimistic about both today's economy and what's to come.
- There is consistent majority support for Biden's economic plan—overall, with more information about how it is paid for, and for each component.
- Expanding Medicare, cracking down on tax evasion, and raising wages for home care workers earn particularly strong, cross-partisan support.
- The plan wins exchanges against conservative counterarguments on inflation, COVID, making the wealthy pay their share, and needed investments.

Across The Board, Americans Are Pessimistic About The Current Economy

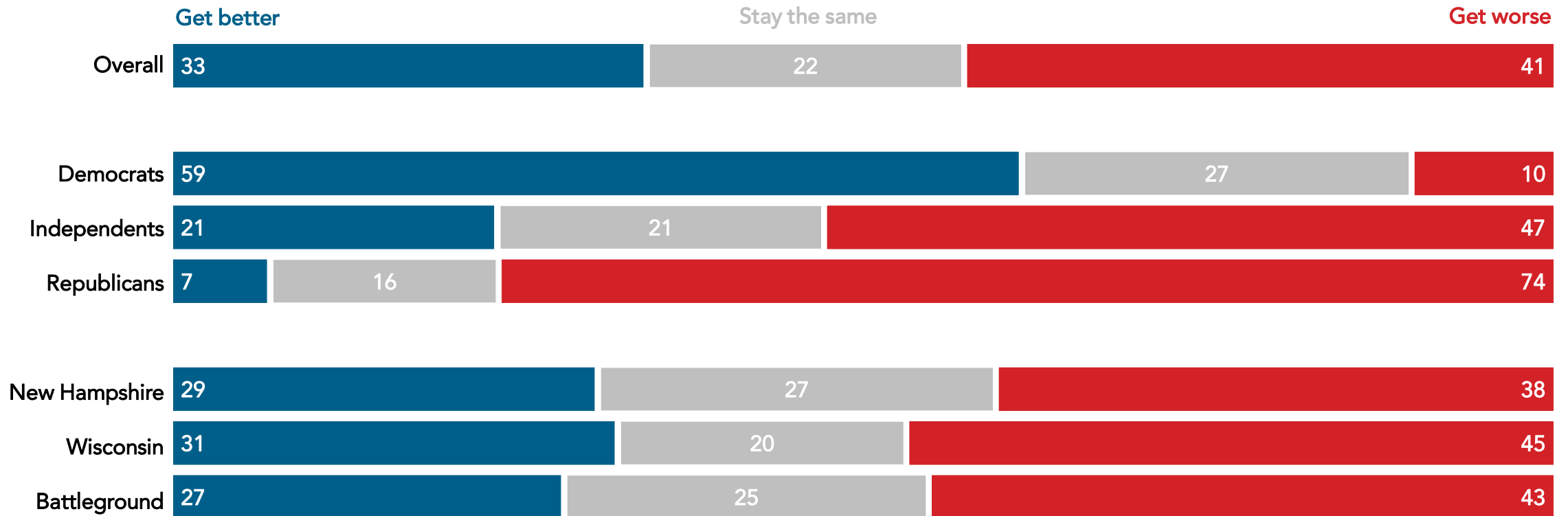
How would you describe the U.S economy these days?



Survey of likely 2022 midterm voters, including 1,000 national voters, 405 New Hampshire voters, 426 Wisconsin voters, and 501 GOP leaning battleground congressional district voters, conducted July 19-25, 2021. For more info, visit navigatorresearch.org.

Mainly Democrats Are Optimistic About What's Next For The Economy

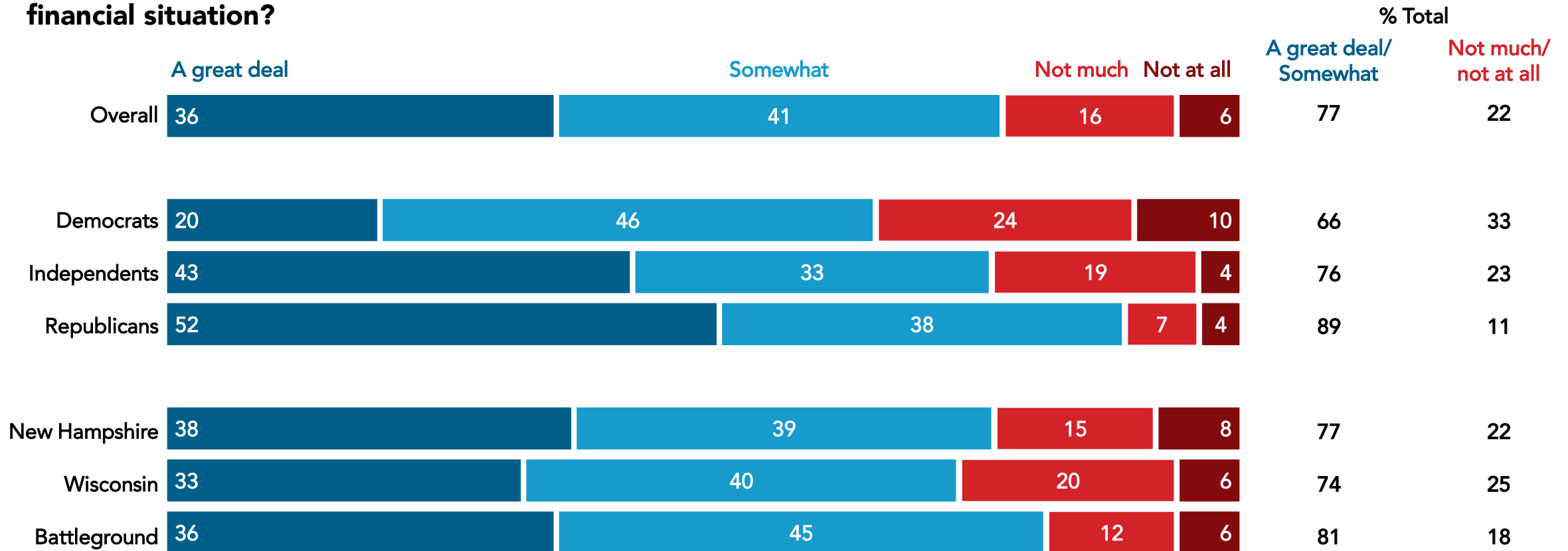
Over the course of the next year, do you think the country's economy will get better, get worse, or stay about the same?



Survey of likely 2022 midterm voters, including 1,000 national voters, 405 New Hampshire voters, 426 Wisconsin voters, and 501 GOP leaning battleground congressional district voters, conducted July 19-25, 2021. For more info, visit navigatorresearch.org.

Some Concern About Inflation Pervades, While Non-Democrats Feel More Strongly

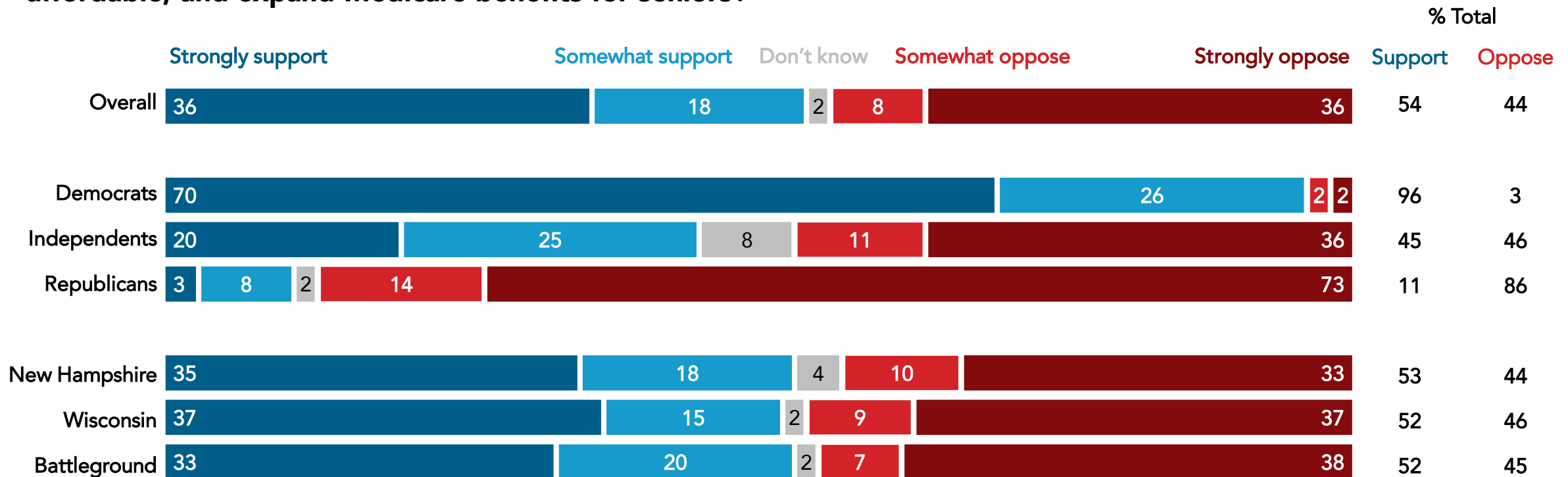
How much would you say inflation - that is, the rising cost of goods and services - is affecting your personal financial situation?



Survey of likely 2022 midterm voters, including 1,000 national voters, 405 New Hampshire voters, 426 Wisconsin voters, and 501 GOP leaning battleground congressional district voters, conducted July 19-25, 2021. For more info, visit navigatorresearch.org.

Majorities Nationwide And In Key Battlegrounds Support Biden's Economic Plan

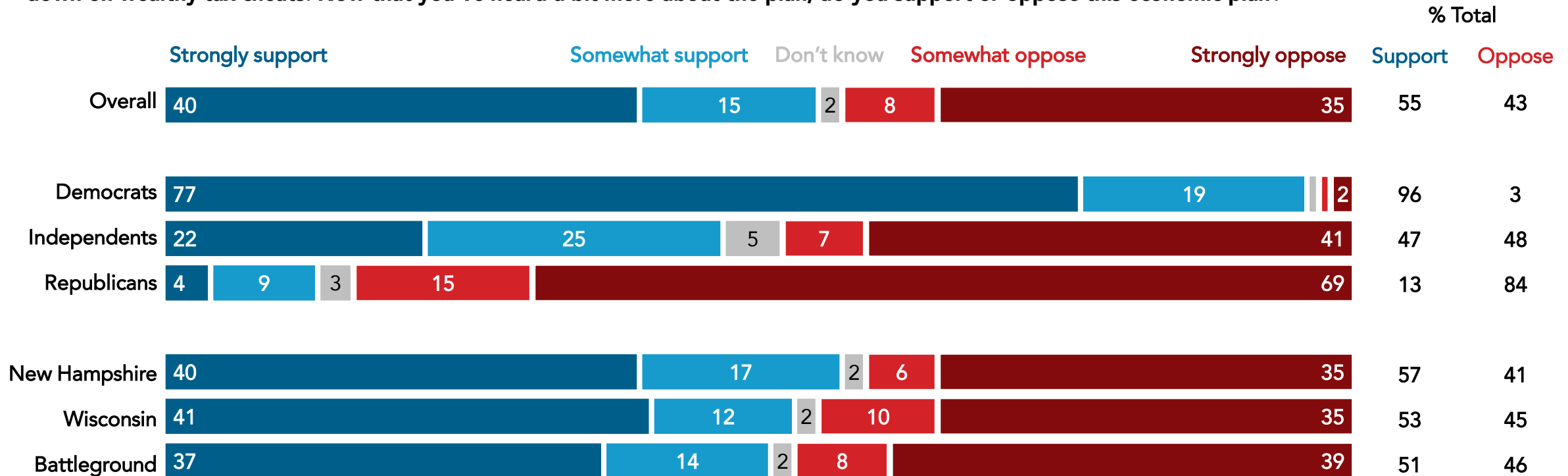
Do you support or oppose President Biden's \$3.5 trillion economic plan that would cut taxes for most families with children, address climate change, make access to child care, health care, and elder care more affordable, and expand Medicare benefits for seniors?



Survey of likely 2022 midterm voters, including 1,000 national voters, 405 New Hampshire voters, 426 Wisconsin voters, and 501 GOP leaning battleground congressional district voters, conducted July 19-25, 2021. For more info, visit navigatorresearch.org.

Adding Context About How The Plan Is Paid For Keeps Support Stable, Or Slightly Improves It

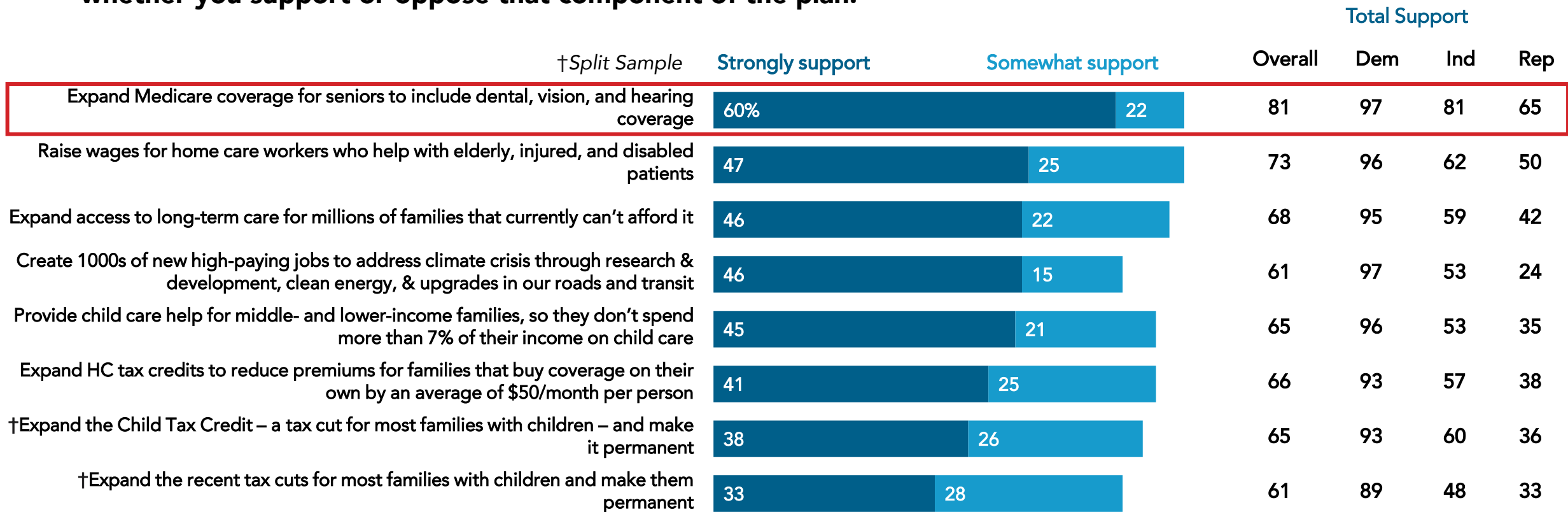
I'm going to read you some more details about this plan. President Biden and Democrats in Congress have proposed paying for these investments by raising taxes on the wealthy and big corporations, including raising taxes on those with incomes in the top 2%, raising taxes on those earning over \$1 million by selling stocks and bonds, increasing the corporate tax rate from 21% to 28%, and increasing funding to crack down on wealthy tax cheats. Now that you've heard a bit more about the plan, do you support or oppose this economic plan?



Survey of likely 2022 midterm voters, including 1,000 national voters, 405 New Hampshire voters, 426 Wisconsin voters, and 501 GOP leaning battleground congressional district voters, conducted July 19-25, 2021. For more info, visit navigatorresearch.org.

Medicare Expansion To Cover Dental, Vision And Hearing Most Popular Provision, And Half Of Independents Support All

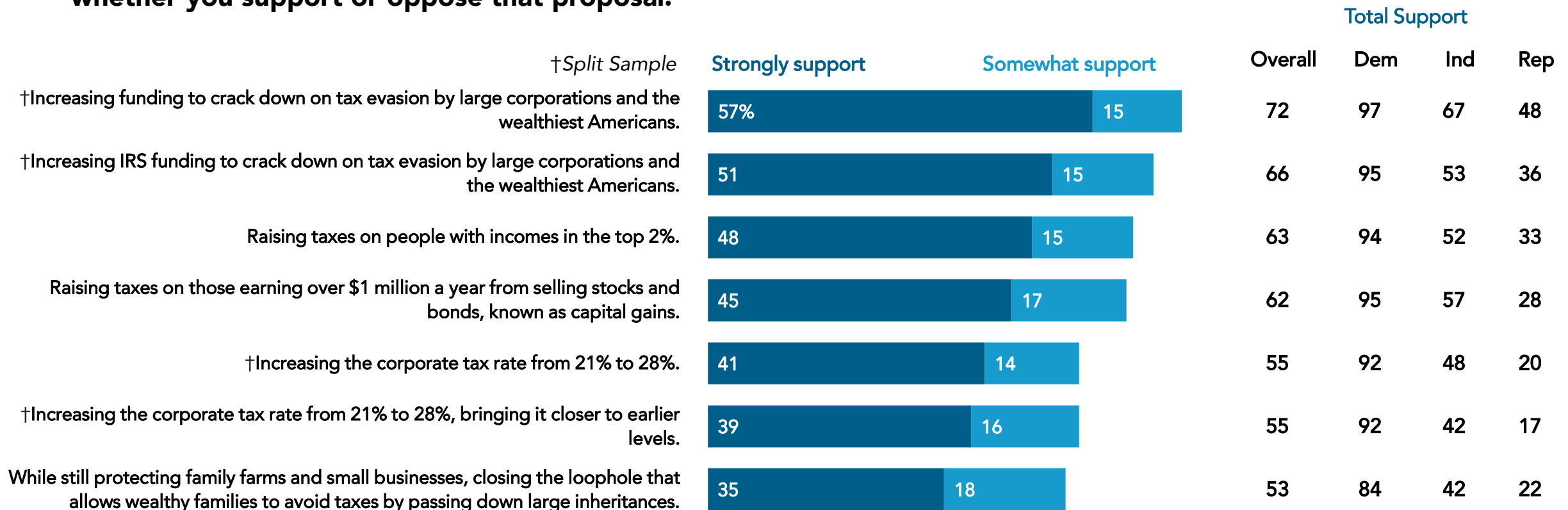
I'm going to read some components of President Biden's economic plan. For each one, please tell me whether you support or oppose that component of the plan.



Survey of likely 2022 midterm voters, including 1,000 national voters, 405 New Hampshire voters, 426 Wisconsin voters, and 501 GOP leaning battleground congressional district voters, conducted July 19-25, 2021. For more info, visit navigatorresearch.org.

Cracking Down On Tax Evasion And Increasing Taxes On The Wealthy Are Also Widely Popular

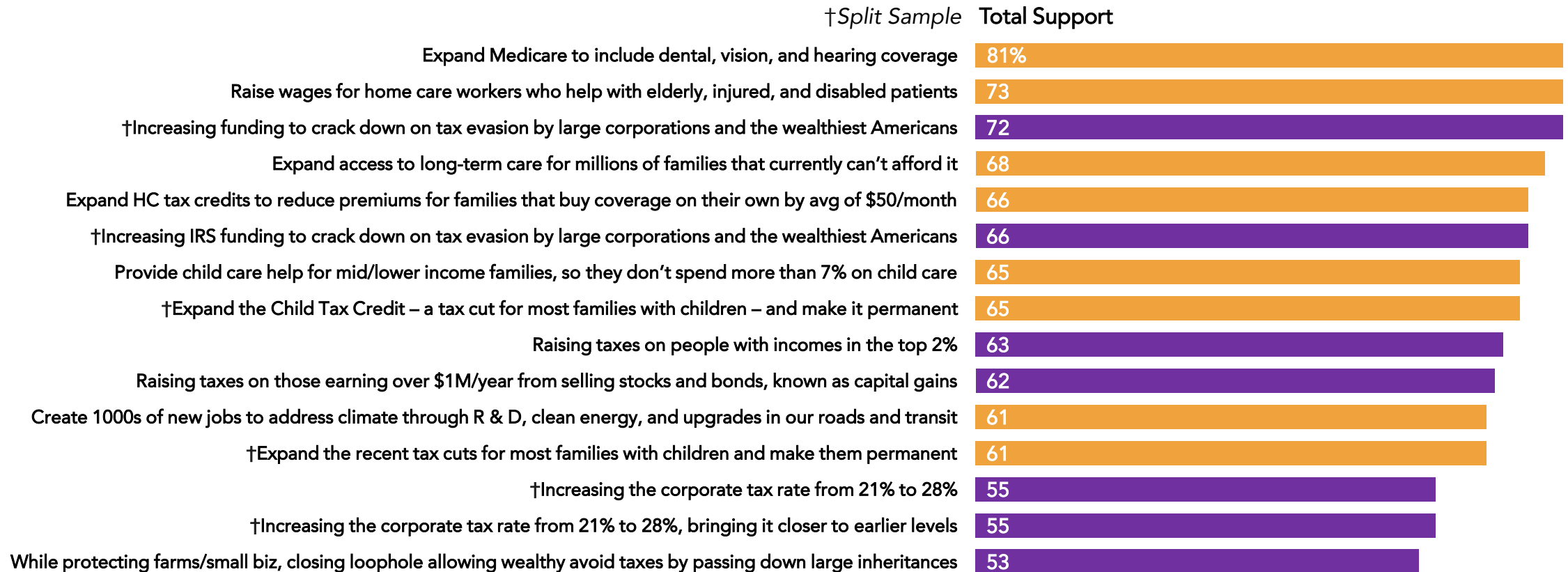
I'm going to read some ways to pay for President Biden's economic plan. After each one, please tell me whether you support or oppose that proposal.



Survey of likely 2022 midterm voters, including 1,000 national voters, 405 New Hampshire voters, 426 Wisconsin voters, and 501 GOP leaning battleground congressional district voters, conducted July 19-25, 2021. For more info, visit navigatorresearch.org.

Each Proposal For Investment And Taxing The Wealthy Earns Majority Support

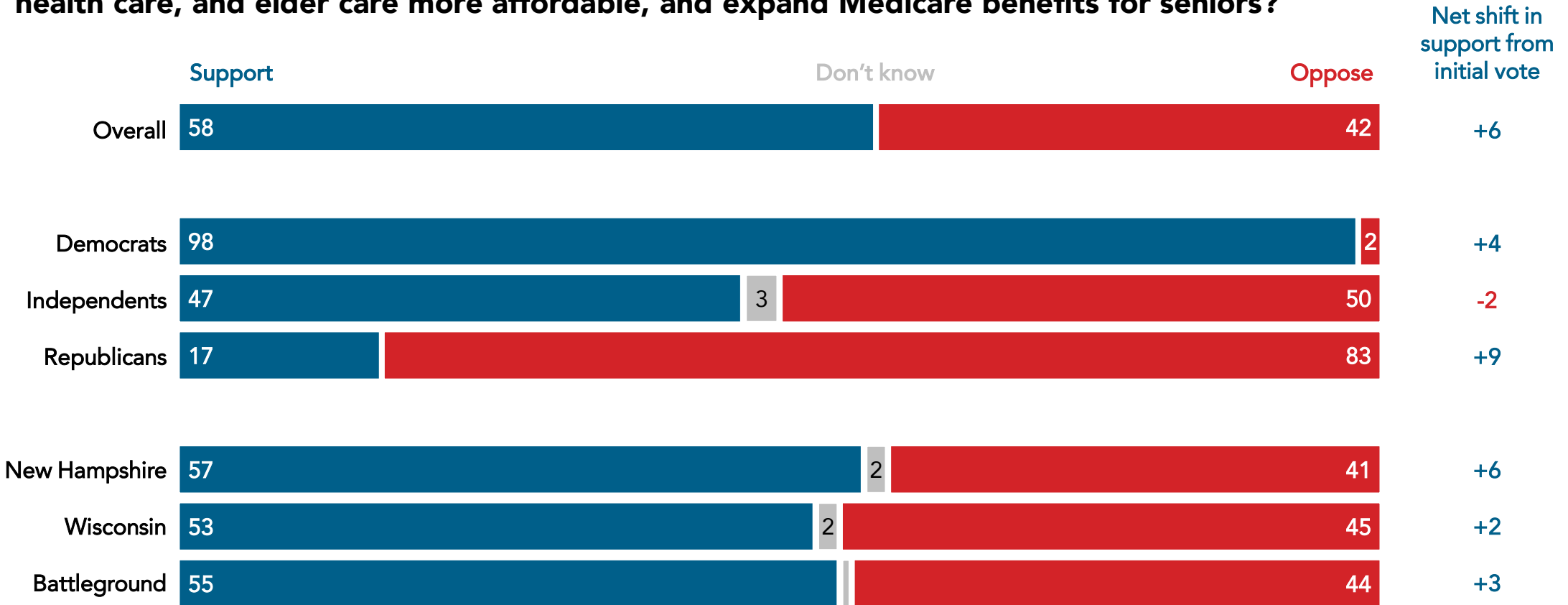
Summary of investment and tax proposals



Survey of likely 2022 midterm voters, including 1,000 national voters, 405 New Hampshire voters, 426 Wisconsin voters, and 501 GOP leaning battleground congressional district voters, conducted July 19-25, 2021.
For more info, visit navigatorresearch.org.

Support For The Plan Increases Slightly After Proposals

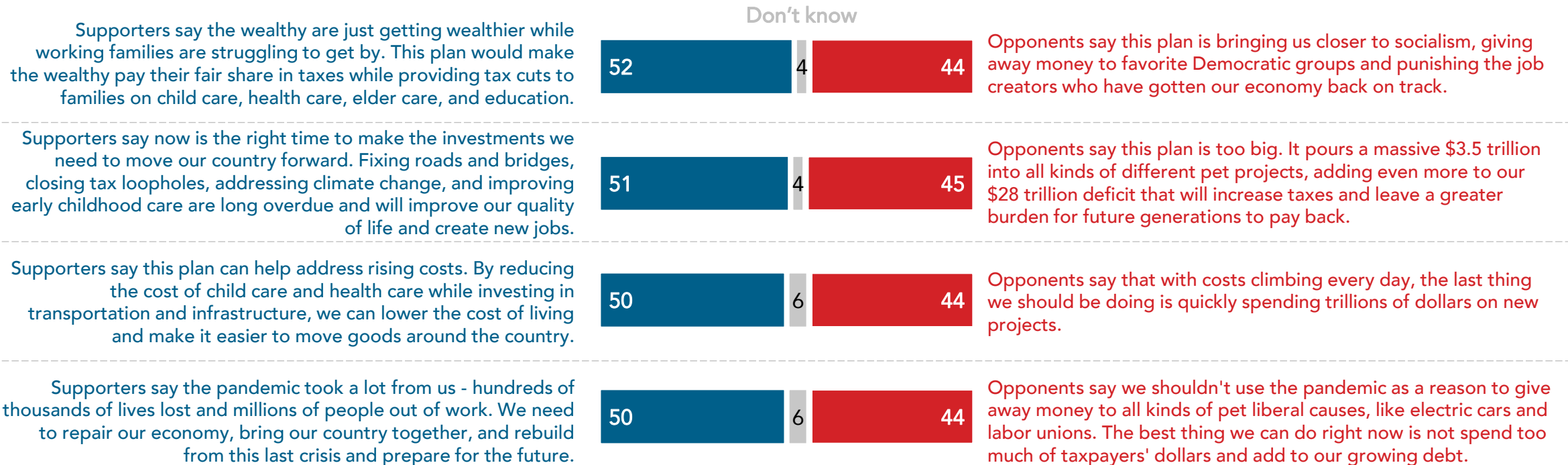
Now that you've heard more information, do you support or oppose President Biden's \$3.5 trillion economic plan that would cut taxes for most families with children, address climate change, make access to child care, health care, and elder care more affordable, and expand Medicare benefits for seniors?



Survey of likely 2022 midterm voters, including 1,000 national voters, 405 New Hampshire voters, 426 Wisconsin voters, and 501 GOP leaning battleground congressional district voters, conducted July 19-25, 2021. For more info, visit navigatorresearch.org.

The Plan Wins Across All Exchanges, Around Investment, Inflation, COVID, And The Wealthy Paying Their Share

I am going to read you some pairs of statements from supporters and opponents of President Biden's economic plan. For each pair, please tell me who you agree with more - supporters or opponents - even if neither is exactly right.



navigator*

About Navigator

In a world where the news cycle is the length of a tweet, our leaders often lack the real-time public-sentiment analysis to shape the best approaches to talking about the issues that matter the most. Navigator is designed to act as a consistent, flexible, responsive tool to inform policy debates by conducting research and reliable guidance to inform allies, elected leaders, and the press. Navigator is a project led by pollsters from Global Strategy Group and GBAO along with an advisory committee, including: Andrea Purse, progressive strategist; Arkadi Gerney, The Hub Project; Joel Payne, The Hub Project; Christina Reynolds, EMILY's List; Delvone Michael, Working Families; Felicia Wong, Roosevelt Institute; Mike Podhorzer, AFL-CIO; Jesse Ferguson, progressive strategist; Navin Nayak, Center for American Progress Action Fund; Stephanie Valencia, EquisLabs; and Melanie Newman, Planned Parenthood Action Fund.

About the Study

GBAO conducted a national survey of 1,000 likely 2022 midterm voters from July 19th – 25th, 2021. The survey included an additional oversample of 400 New Hampshire voters, 400 Wisconsin voters, and 400 GOP leaning battleground congressional district voters (AZ-6, CA-21, CA-25, CA-39, CA-48, CO-3, FL-26, FL-27, IA-1, IA-2, MI-3, MN-1, NE-2, NJ-2, NM-2, NY-11, NY-22, NY-24, NC-8, PA-1, PA-10, UT-4, VA-5). Interviews were completed by phone (landline & cell) and text-to-web. The margin of error at the 95% confidence level is +/-3.1%. The margin of error on sub-samples is greater.

For Press inquiries contact:

press@navigatorresearch.org

To learn more about Navigator:

<http://navigatorresearch.org>

@NavigatorSurvey on Twitter

navigator*