

navigator*

Thursday, August 19

A Guide for
Advocates



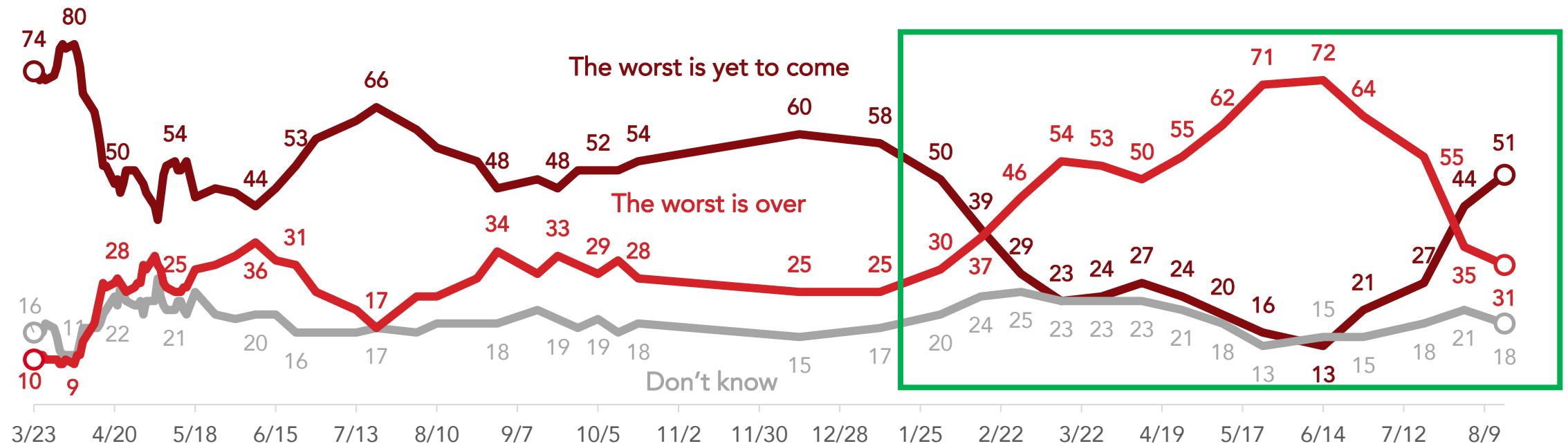
Key Takeaways:

- A majority now say the “worst is yet to come” in the pandemic for the first time since January of this year.
- Republican governors are underwater on their handling of the pandemic, while President Biden and Democratic governors remain in the positive.
- Notable cleavages in opinion exist between the vaccinated and the unvaccinated, as well as between vaccinated and unvaccinated Republicans specifically.

For the First Time Since January of 2021, a Majority Say the “Worst Is Yet to Come” in the Pandemic

Democrats (55% “worst is yet to come”) and independents (57%) show the most pessimism about the state of the pandemic, compared to the 46% of Republicans who say the “worst is yet to come.”

When it comes to the coronavirus pandemic in the United States, do you personally think that...

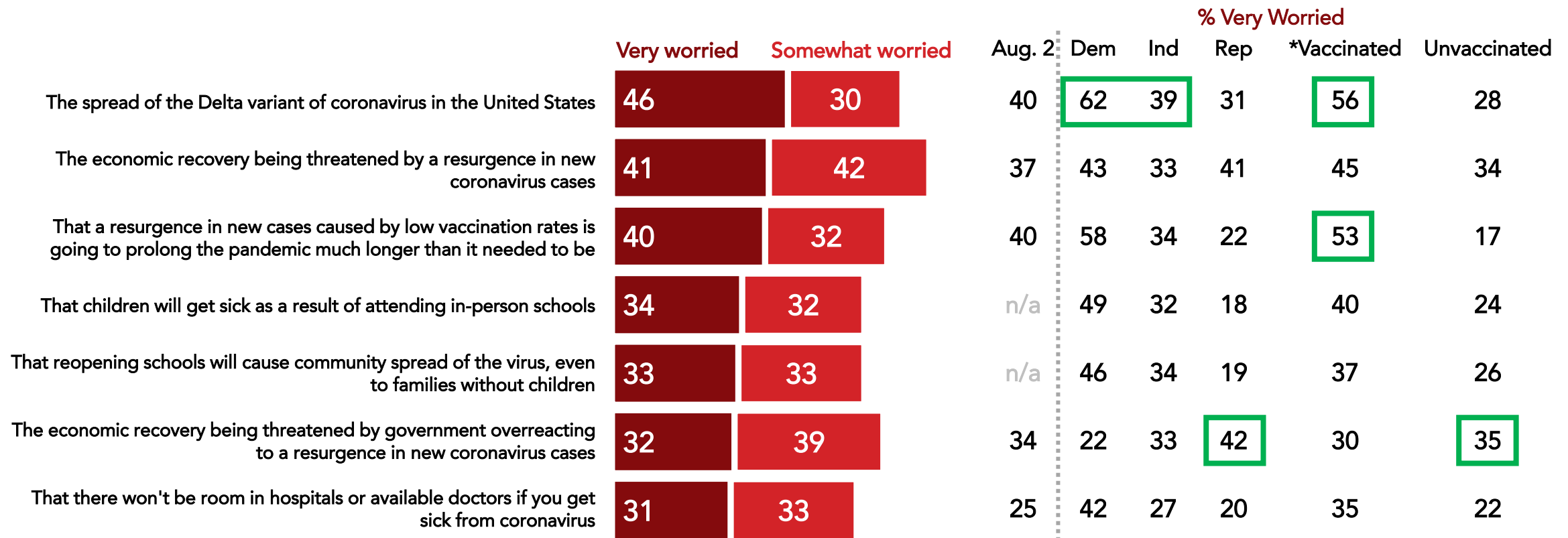


Nationwide surveys of registered voters; Each wave represents approximately 1,000 interviews taken over the prior three-five days. Latest wave conducted August 12-August 16, 2021. For more info, visit navigatorresearch.org

Americans Are Increasingly Worried About the Delta Variant; Other Concerns Split By Partisanship and Vaccination Status

While Democrats, independents, and those vaccinated are most worried about the Delta variant, Republicans and those who are unvaccinated are most worried about a government overreaction hurting the economy.

Below are some things some people might be worried about right now. Please indicate how worried you are about each one.

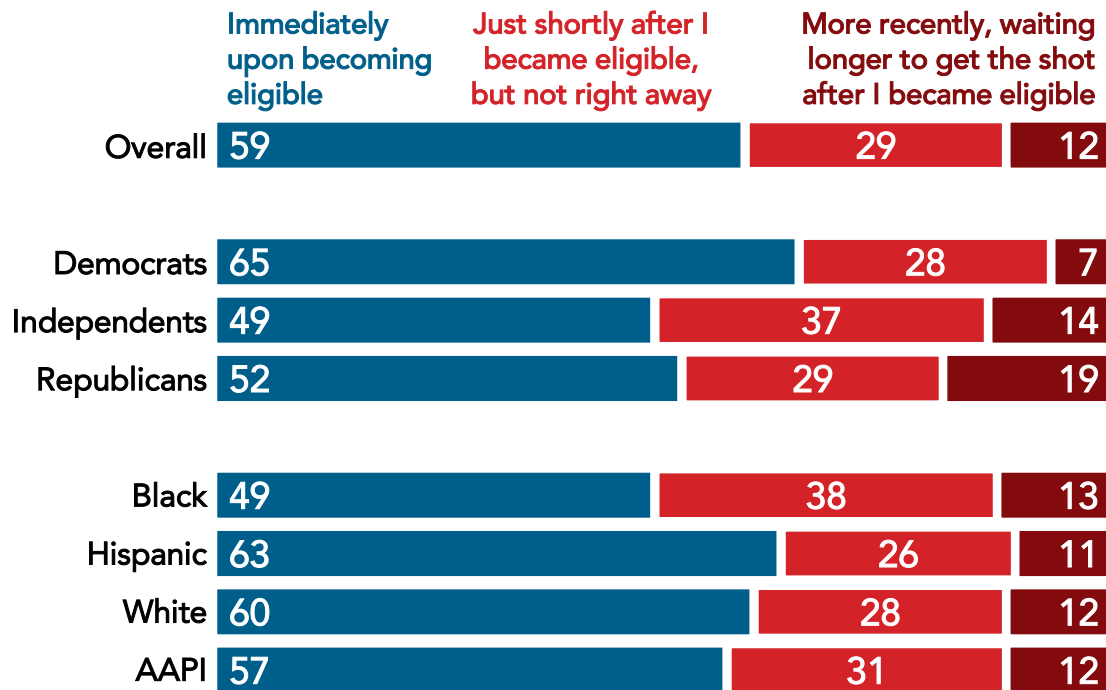


*"Vaccinated" respondents are defined as those who report being personally vaccinated. Nationwide surveys of registered voters; Each wave represents approximately 1,000 interviews taken over the prior three-five days. Latest wave conducted August 12-August 16, 2021. For more info, visit navigatorresearch.org

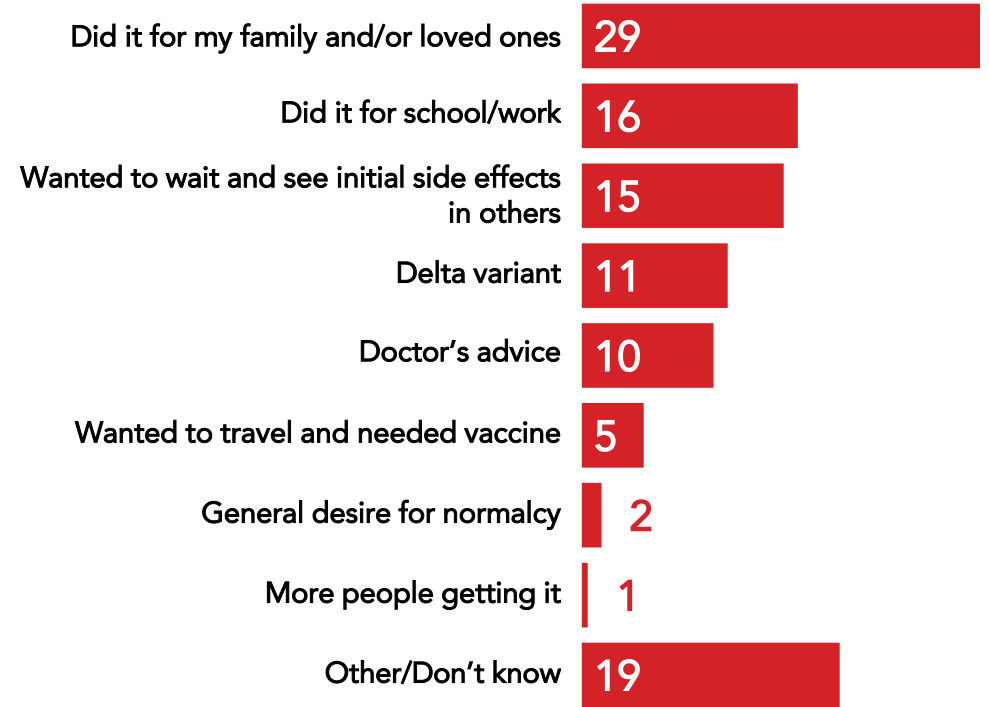
For Those Who Got Vaccinated More Recently, Family Is the Top Reason

Out of the 12% who have gotten vaccinated “more recently,” 29% say they did it for family and/or loved ones, 16% did it because of school or work requirements, and 15% wanted to wait and see how initial rollout went.

[If vaccinated] In thinking more about your coronavirus vaccination...which would you say best describes when you received your most recent coronavirus shot? I got the coronavirus vaccine...



[If vaccinated more recently] What made you finally decide to get the coronavirus vaccine?

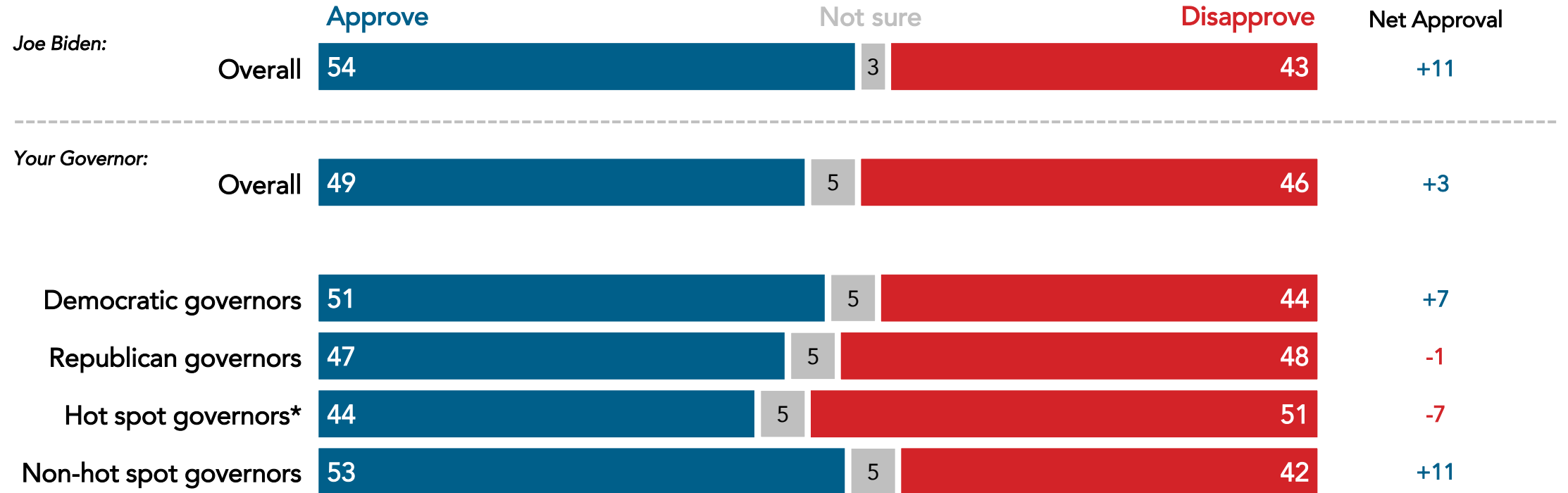


Nationwide survey of 1,001 registered voters conducted August 12-August 16, 2021 – 20% of interviews were conducted by 8/13, 61% were conducted on 8/14, 17% were conducted on 8/15, and the remaining interviews were conducted on 8/16. The vast majority of interviews were conducted before the Taliban captured Kabul. For more info, visit navigatorresearch.org.

Biden and Democratic Governors Are Above Water on Their Handling of the Pandemic While Republicans Are Underwater

Biden is at net +11 approval on his handling of the pandemic and Democratic governors are at net +7, while Republican governors are in the negative at net -1 on the pandemic.

Do you approve or disapprove of the way that _____ is handling the coronavirus pandemic?



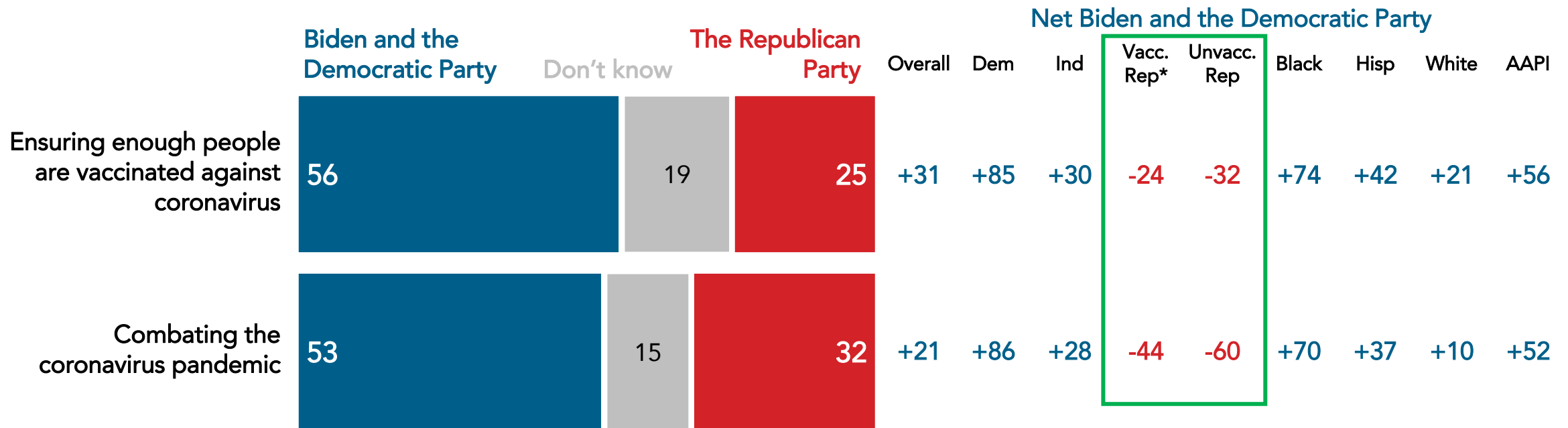
*"Hot spot governors" are the governors of states defined as Delta strain hot spots. Nationwide survey of 1,001 registered voters conducted August 12-August 16, 2021 – 20% of interviews were conducted by 8/13, 61% were conducted on 8/14, 17% were conducted on 8/15, and the remaining interviews were conducted on 8/16. The vast majority of interviews were conducted before the Taliban captured Kabul. For more info, visit navigatorresearch.org.

Biden and Democrats Are Much More Trusted to Handle Vaccination of Americans and the Pandemic Broadly

Majorities of Americans trust Biden and the Democratic Party more than the Republican Party to ensure people are vaccinated and combat the pandemic.

- Vaccinated Republicans give their party a much smaller trust advantage compared to unvaccinated Republicans.

Below is a list of issues. Please indicate who you trust more to handle each one.

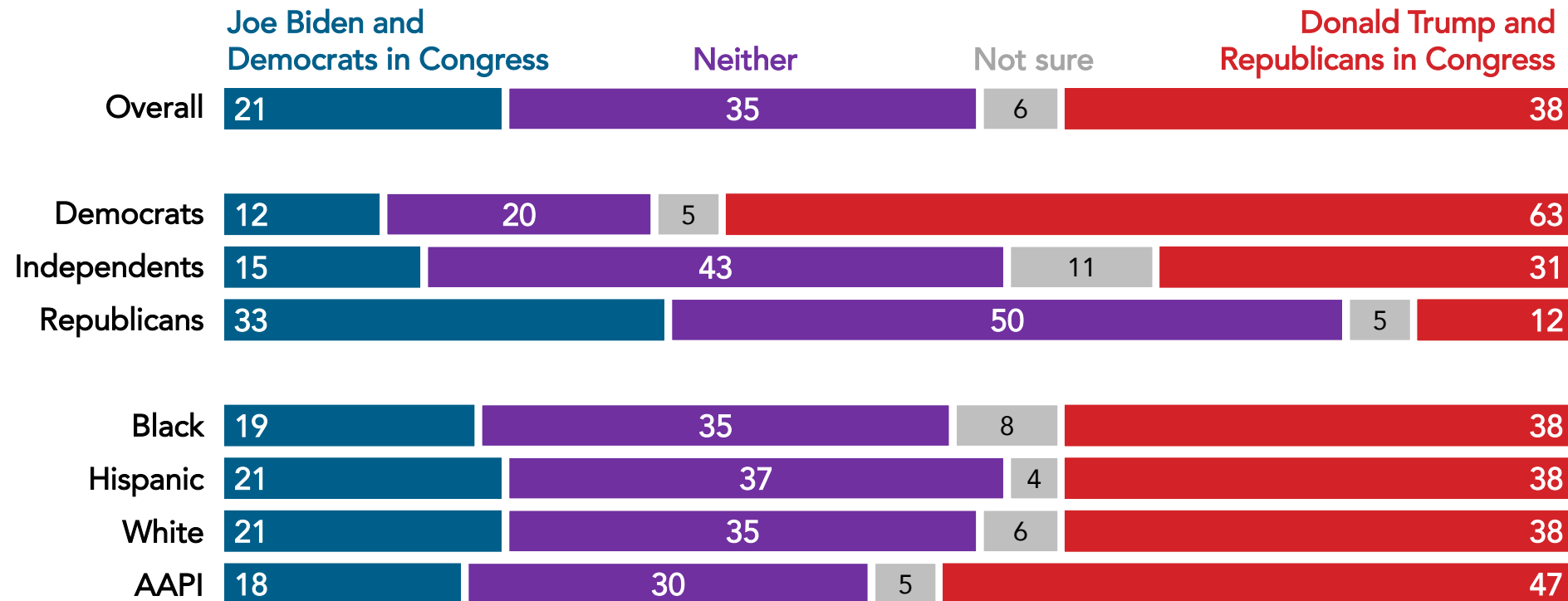


*"Vaccinated" respondents are defined as those who report being personally vaccinated. Nationwide survey of 1,001 registered voters conducted August 12-August 16, 2021 – 20% of interviews were conducted by 8/13, 61% were conducted on 8/14, 17% were conducted on 8/15, and the remaining interviews were conducted on 8/16. The vast majority of interviews were conducted before the Taliban captured Kabul. For more info, visit navigatorresearch.org.

Trump and Republicans Shoulder More of the Blame than Biden and Democrats for the Numbers of Unvaccinated Adults

Republicans drive the share who blame Biden and Democrats (33%), while independents blame Republicans more (31%).

And thinking specifically about our political leaders, who do you blame more for why unvaccinated adults have yet to get vaccinated?

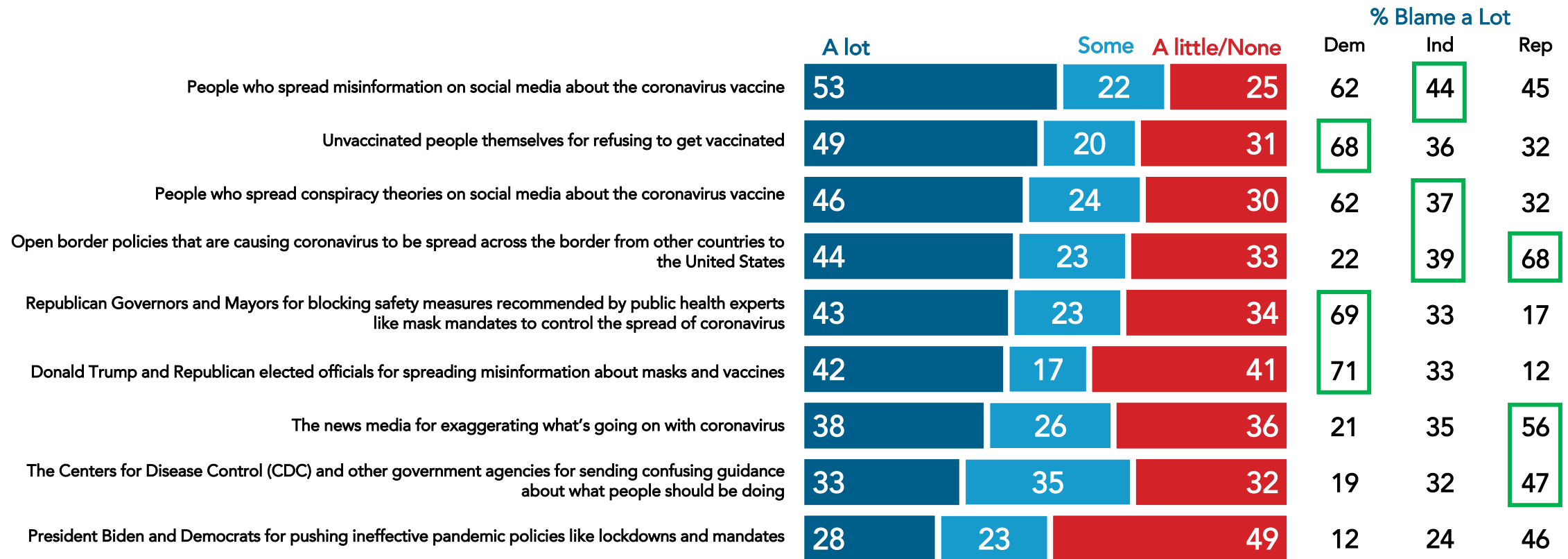


Nationwide survey of 1,001 registered voters conducted August 12-August 16, 2021 – 20% of interviews were conducted by 8/13, 61% were conducted on 8/14, 17% were conducted on 8/15, and the remaining interviews were conducted on 8/16. The vast majority of interviews were conducted before the Taliban captured Kabul. For more info, visit navigatorresearch.org.

Top Culprits for Growing Spread of Coronavirus Vary Greatly By Partisanship

For Democrats and independents, those who are unvaccinated and those who spread misinformation and conspiracies are most responsible; for Republicans, open borders, the media, and the CDC bear the most responsibility.

Please indicate how much you think each of the following is responsible for the increase in the number of new coronavirus cases in the United States.

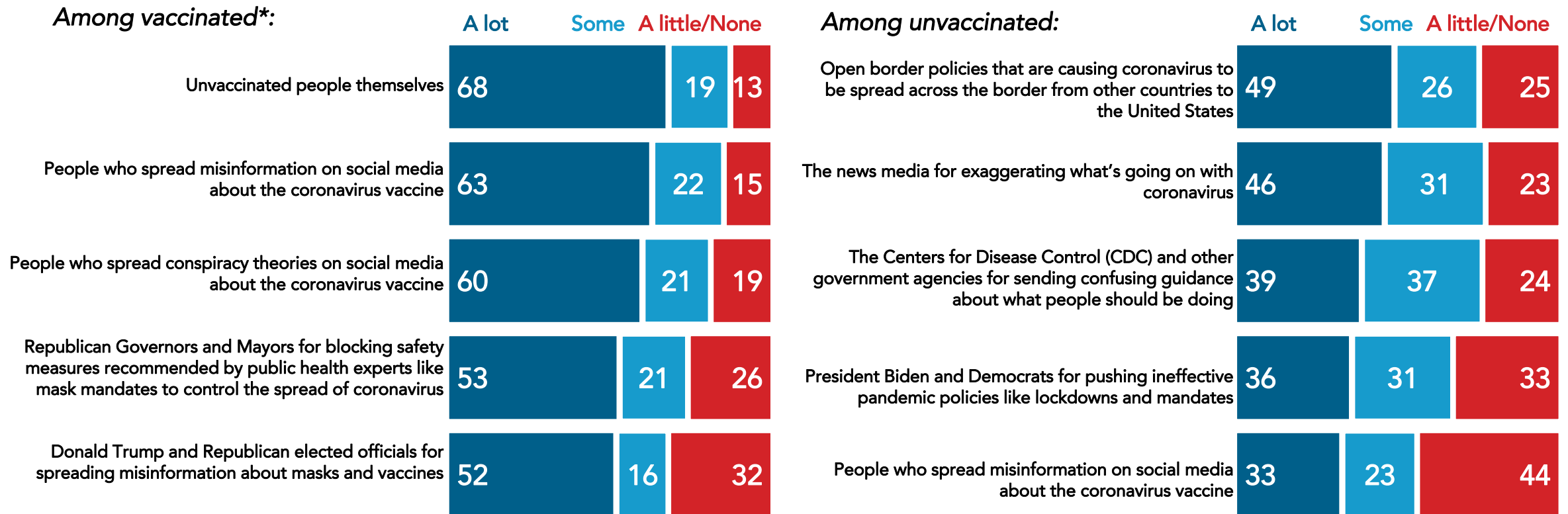


Nationwide survey of 1,001 registered voters conducted August 12-August 16, 2021 – 20% of interviews were conducted by 8/13, 61% were conducted on 8/14, 17% were conducted on 8/15, and the remaining interviews were conducted on 8/16. The vast majority of interviews were conducted before the Taliban captured Kabul. For more info, visit navigatorresearch.org.

Vaccinated and Unvaccinated Americans Hold Divergent Views on the Causes Behind Rising Coronavirus Case Counts

Above all, vaccinated Americans blame the unvaccinated, misinformation, and conspiracies; for those choosing not to get vaccinated, open border policies, the news media, and the CDC are to blame.

Please indicate how much you think each of the following is responsible for the increase in the number of new coronavirus cases in the United States.

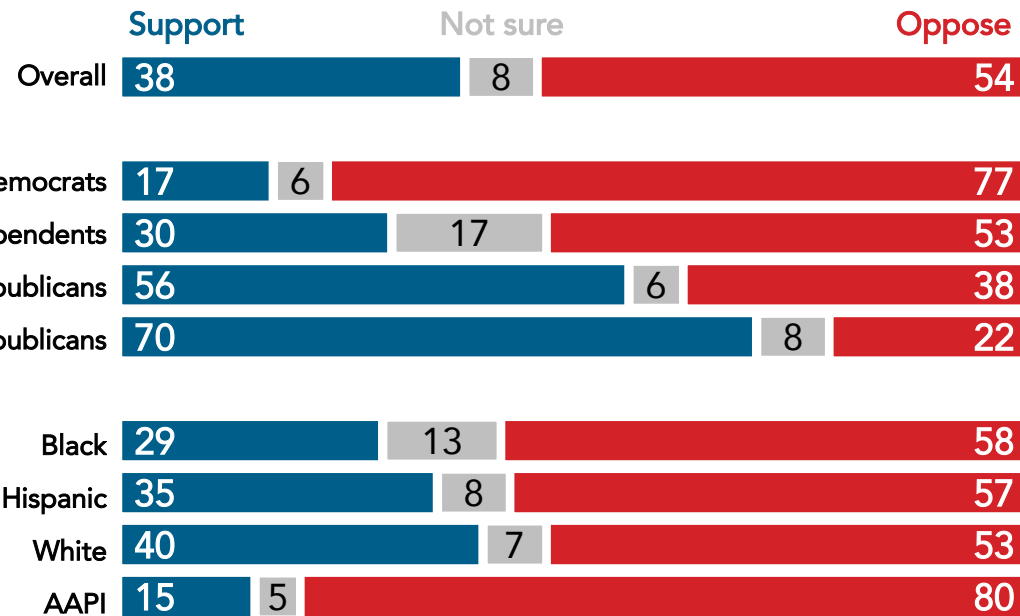


*"Vaccinated" respondents are defined as those who report being personally vaccinated. Nationwide survey of 1,001 registered voters conducted August 12-August 16, 2021 – 20% of interviews were conducted by 8/13, 61% were conducted on 8/14, 17% were conducted on 8/15, and the remaining interviews were conducted on 8/16. The vast majority of interviews were conducted before the Taliban captured Kabul. For more info, visit navigatorresearch.org.

Majorities Oppose Governors Prohibiting Mask Mandates and Instead Agree With Pro-Mask Mandate Local School Officials

While 68% of unvaccinated Republicans agree more with Republican governors in states like Florida and Texas who want to prohibit mask mandates, just 46% of vaccinated Republicans agree.

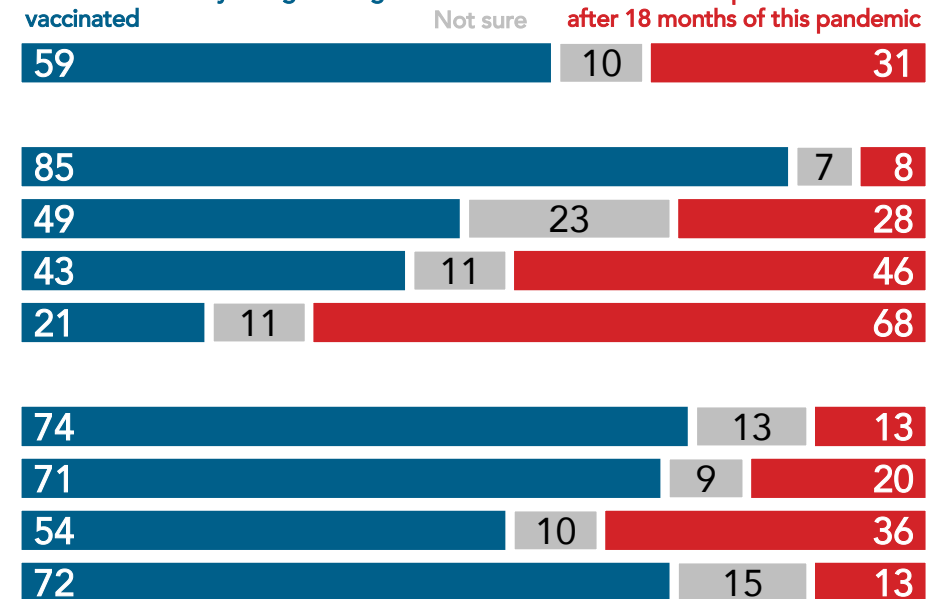
As you may know, in some states across the country such as Florida and Texas, governors are prohibiting mask mandates in indoor settings as local school districts are beginning to reopen public schools. Do you support or oppose this approach by governors in these states?



Who do you agree with more:

Local school district officials who say that requiring masks is necessary to protect from the spread of the Delta variant, particularly among children who are not even yet eligible to get vaccinated

Republican governors in states like Florida and Texas, who say that mask mandates are a violation of personal freedoms and will further stunt the development of children after 18 months of this pandemic



*"Vaccinated" respondents are defined as those who report being personally vaccinated. Nationwide survey of 1,001 registered voters conducted August 12-August 16, 2021 – 20% of interviews were conducted by 8/13, 61% were conducted on 8/14, 17% were conducted on 8/15, and the remaining interviews were conducted on 8/16. The vast majority of interviews were conducted before the Taliban captured Kabul. For more info, visit navigatorresearch.org.

navigator*

About Navigator

In a world where the news cycle is the length of a tweet, our leaders often lack the real-time public-sentiment analysis to shape the best approaches to talking about the issues that matter the most. Navigator is designed to act as a consistent, flexible, responsive tool to inform policy debates by conducting research and reliable guidance to inform allies, elected leaders, and the press. Navigator is a project led by pollsters from Global Strategy Group and GBAO along with an advisory committee, including: Andrea Purse, progressive strategist; Arkadi Gerney, The Hub Project; Joel Payne, The Hub Project; Christina Reynolds, EMILY's List; Delvone Michael, Working Families; Felicia Wong, Roosevelt Institute; Mike Podhorzer, AFL-CIO; Jesse Ferguson, progressive strategist; Navin Nayak, Center for American Progress Action Fund; Stephanie Valencia, EquisLabs; and Melanie Newman, Planned Parenthood Action Fund.

About the Study

Global Strategy Group conducted public opinion surveys among a sample of 1,001 registered voters from August 12-August 16, 2021. 102 additional interviews were conducted among Hispanic voters. 66 additional interviews were conducted among Asian American and Pacific Islander voters. 101 additional interviews were conducted among African American voters. 100 additional interviews were conducted among independent voters. The survey was conducted online, recruiting respondents from an opt-in online panel vendor. Respondents were verified against a voter file and special care was taken to ensure the demographic composition of our sample matched that of the national registered voter population across a variety of demographic variables.

For Press inquiries contact:

press@navigatorresearch.org

To learn more about Navigator:

<http://navigatorresearch.org>

@NavigatorSurvey on Twitter