

navigator*

Friday, August 20

A Guide for
Advocates



Key Takeaways:

- Nearly two in three Americans continue to support the Bipartisan Infrastructure Framework.
- Lowering health care premiums for people who pay for their own insurance or get health care through the ACA is seen as an “excellent” or “good” idea.
- The vast majority of Republicans want their party to continue down the path laid out by Trump rather than change directions, while Democrats hold more divergent views on the future direction of their party.

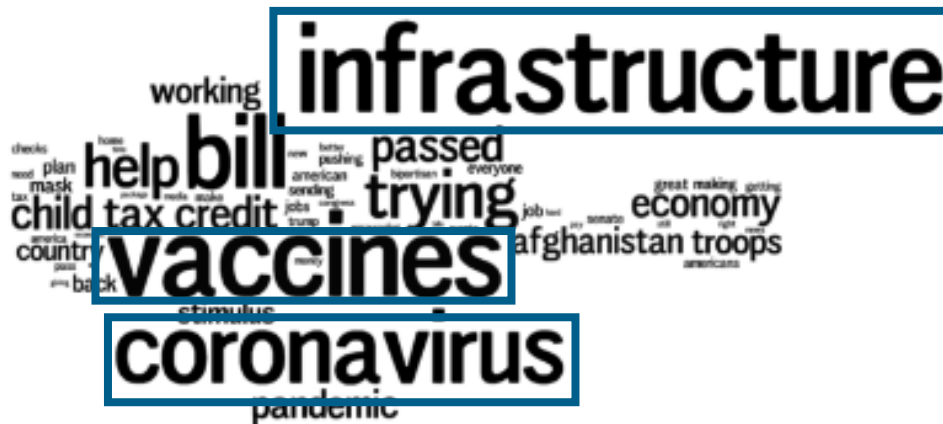
The Passage of the Infrastructure Bill, Coronavirus, and Vaccines Break Through on Biden Positives

Four in five Democrats (83%), 54% of independents, and 33% of Republicans are hearing “mostly positive” or a “mix of positive and negative” on Biden.

In a few words, what positive things have you seen, read, or heard recently about Joe Biden?

Hearing Mostly/Some Positive: 59%

August 2nd



“Got the *bipartisan infrastructure bill* passed.”

“He’s *working with both sides* to get *infrastructure* finally done.”

“The *passing of the infrastructure bill*, and his *current response to the surge in the Delta variant of COVID-19* in regard to *vaccinations*.”

“He *urged every person to get vaccinated* to curb the spread of the COVID variant in the U.S.”

“The *children tax credits*, the *roll out of the vaccine*, the *infrastructure bill*.”

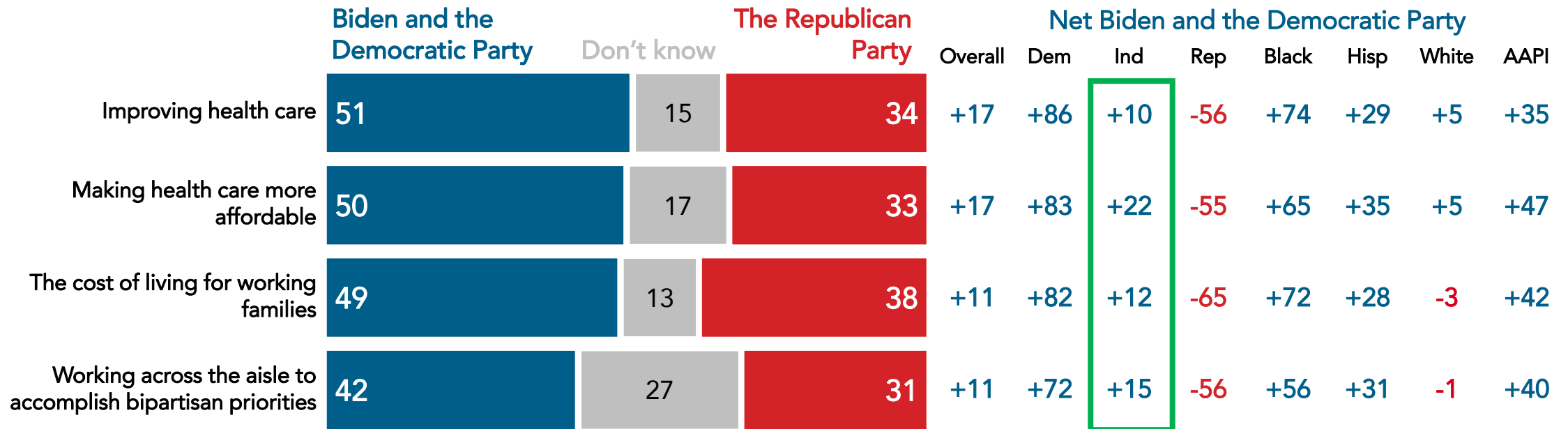
Nationwide surveys of registered voters; Each wave represents approximately 1,000 interviews taken over the prior three-five days. This survey was conducted August 12-August 16, 2021 – 20% of interviews were conducted by 8/13, 61% were conducted on 8/14, 17% were conducted on 8/15, and the remaining interviews were conducted on 8/16. For more info, visit navigatorresearch.org

navigator*

Biden and Democrats More Trusted on Health Care, Costs for Working Families, Working Across the Aisle

Among independents, Biden and Democrats hold double-digit leads on trust to improve health care (+10), make health care more affordable (+22), handle costs for working families (+12), and achieve bipartisan priorities (+15).

Below is a list of issues. Please indicate who you trust more to handle each one.

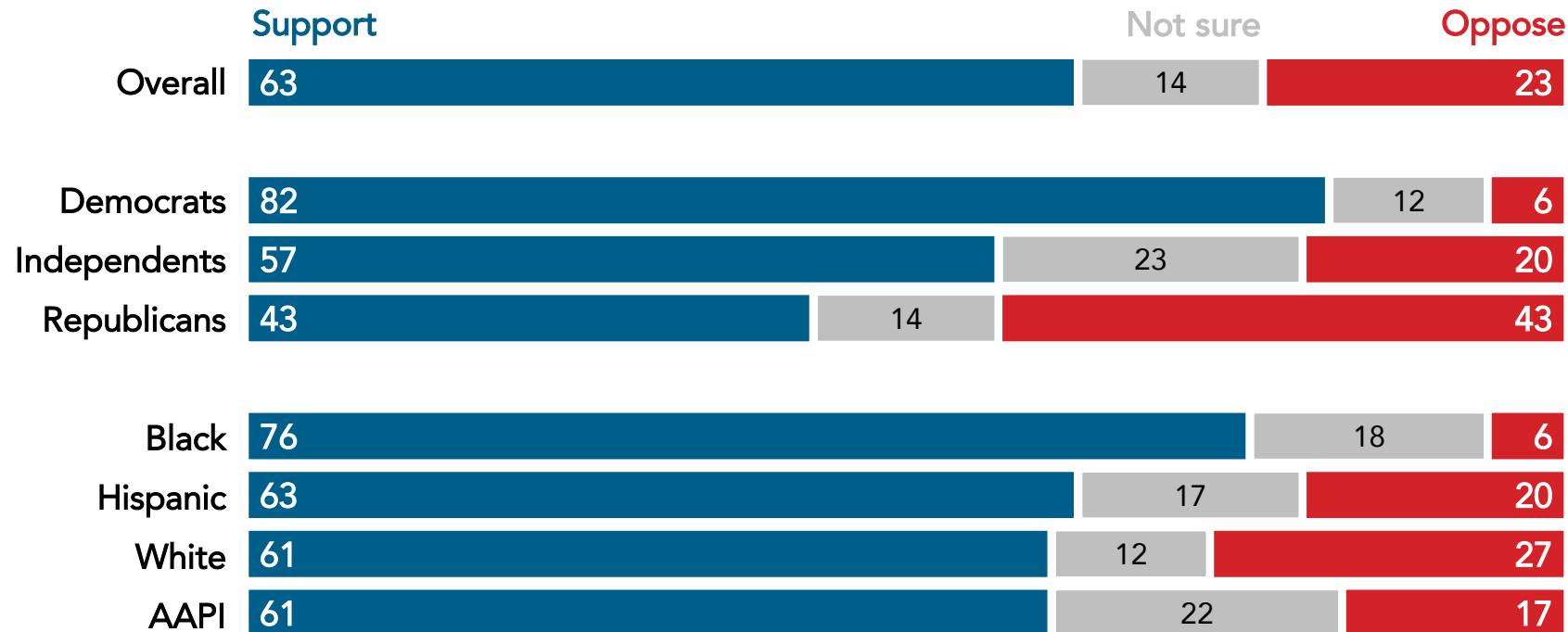


Nationwide survey of 1,001 registered voters conducted August 12-August 16, 2021 – 20% of interviews were conducted by 8/13, 61% were conducted on 8/14, 17% were conducted on 8/15, and the remaining interviews were conducted on 8/16. The vast majority of interviews were conducted before the Taliban captured Kabul. For more info, visit navigatorresearch.org.

The Bipartisan Infrastructure Deal Remains Popular

Consistent with previous polling, more than three in five Americans support the bipartisan infrastructure bill, including a strong majority of independents (57%).

Regardless of how much you have seen or heard about the Bipartisan Infrastructure Framework (BIF), do you support or oppose President Biden and a bipartisan group of Senators passing a new infrastructure plan to improve roads and bridges, expand power infrastructure, increase passenger and rail access, expand broadband access, and improve water infrastructure?



Nationwide survey of 1,001 registered voters conducted August 12-August 16, 2021 – 20% of interviews were conducted by 8/13, 61% were conducted on 8/14, 17% were conducted on 8/15, and the remaining interviews were conducted on 8/16. The vast majority of interviews were conducted before the Taliban captured Kabul. For more info, visit navigatorresearch.org.

Roads, Bridges, Repairs, and Jobs Stand Out to Americans Most Who Have Heard of the Bipartisan Infrastructure Bill

Americans who have heard about the Bipartisan Infrastructure Framework highlight the repairing of aging roads and bridges, investing in America’s infrastructure, and creating jobs in the process.

[If have heard of BIF] What is the thing you have heard about most that the Bipartisan Infrastructure Framework will do?



*“Provide funding and **create jobs** to improve the country’s infrastructure.”*

*“It will **create jobs, improve roads, landscapes and highways.**”*

*“Invest \$110 billion on **roads, bridges, and major projects.**”*

*“Will **repair aging bridges, fix the major highways, more wifi, and rail.**”*

*“It will be used to **fund bridges and other buildings.**”*

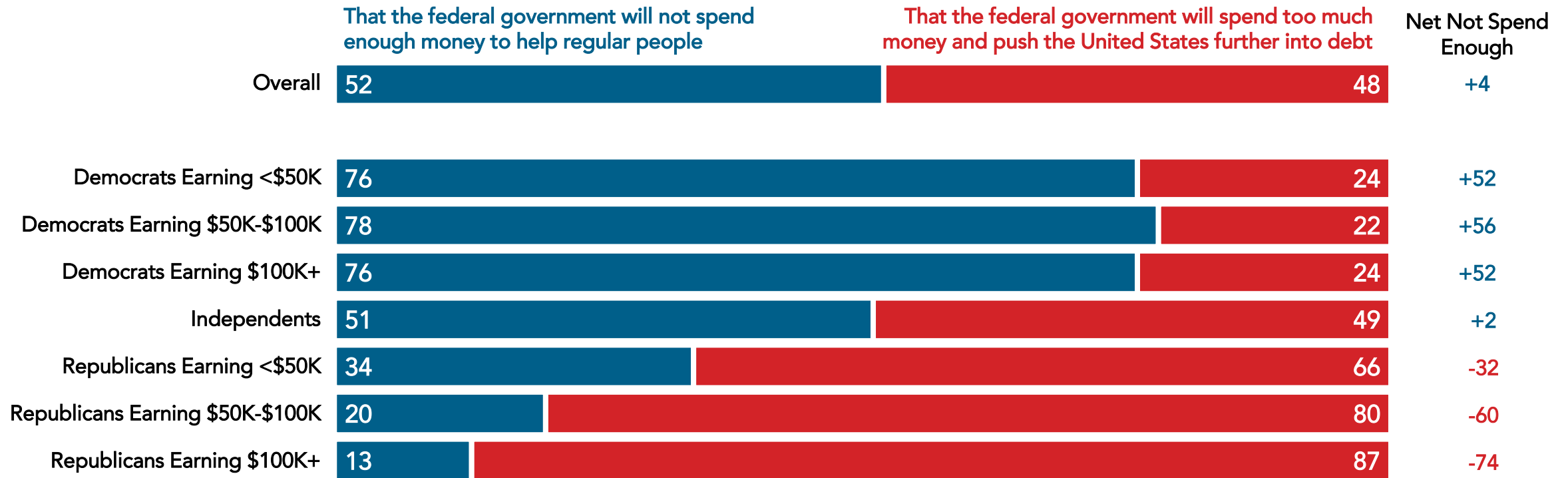
*“**Repair highways and bridges.** Also, help our **public transportation.**”*

*“Address problems resulting from **aging roads, bridges, transportation services, public amenities, etc.**”*

Slight Majority Are More Concerned the Federal Government Will Spend Too Little to Help People Rather Than Too Much

While Democrats across income levels and independents all are more concerned the government will spend too little than too much, lower-earning Republicans are 21-points more concerned the government will spend too little (34%) than higher-earning Republicans (13%).

Which of the following concerns you more right now?



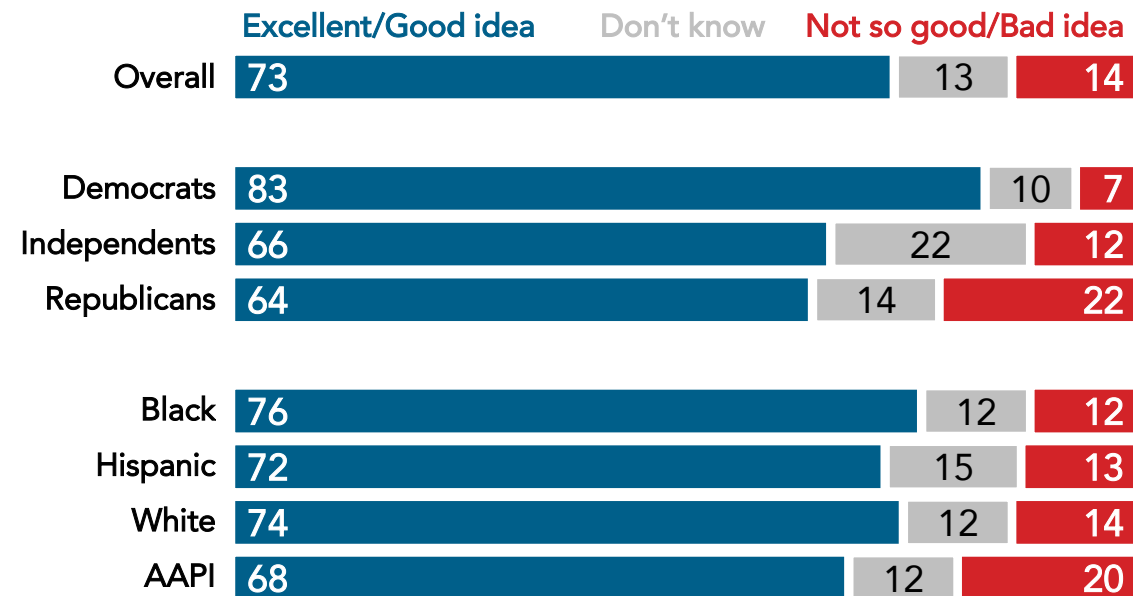
Nationwide survey of 1,001 registered voters conducted August 12-August 16, 2021 – 20% of interviews were conducted by 8/13, 61% were conducted on 8/14, 17% were conducted on 8/15, and the remaining interviews were conducted on 8/16. The vast majority of interviews were conducted before the Taliban captured Kabul. For more info, visit navigatorresearch.org.

Lowering Health Care Premiums Seen as Good Idea – Especially For Those Who “Pay For Their Own” Insurance

Two in three independents (66%) and Republicans (64%) say lowering health care premiums for people who have to pay for their own insurance is an “excellent” or “good” idea.

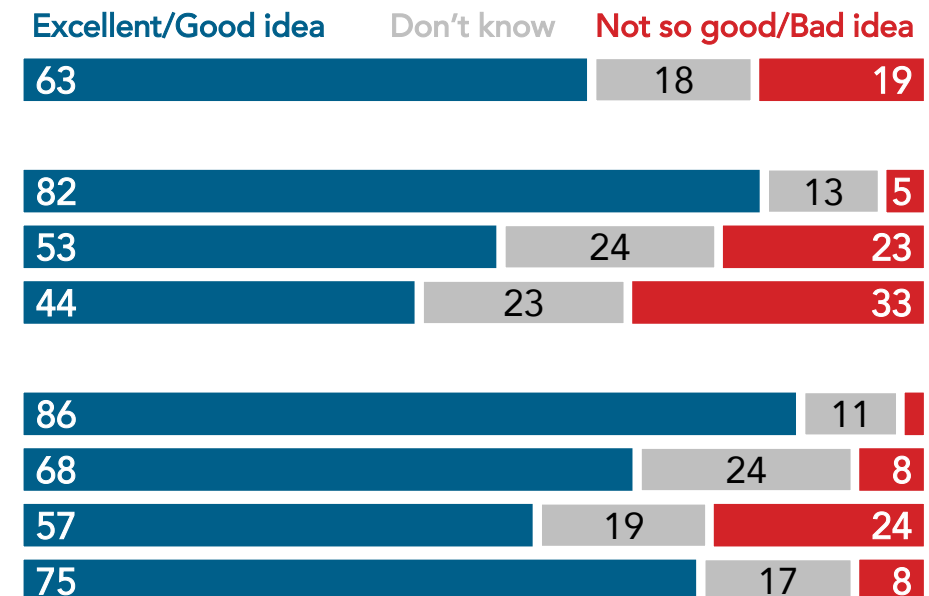
Below is a policy idea: Lowering health care premiums for people who have to pay for their own health insurance.

Do you think this is an...



Below is a policy idea: Lowering health care premiums for people who get their health care through the Affordable Care Act.

Do you think this is an...



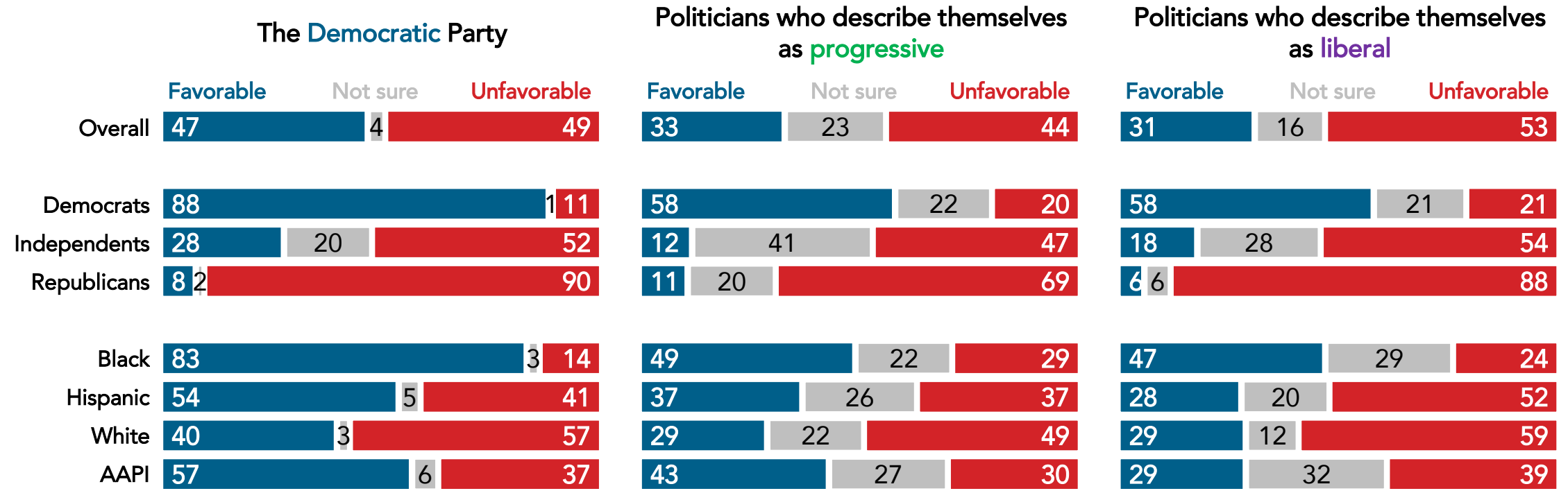
Nationwide survey of 1,001 registered voters conducted August 12-August 16, 2021 – 20% of interviews were conducted by 8/13, 61% were conducted on 8/14, 17% were conducted on 8/15, and the remaining interviews were conducted on 8/16. The vast majority of interviews were conducted before the Taliban captured Kabul. For more info, visit navigatorresearch.org.

On Democratic Branding, "the Democratic Party" Is Viewed Most Favorably Overall

Among Democrats, 88% view "the Democratic Party" favorably, 58% view "progressive" politicians favorably, and 58% say the same of "liberal" politicians.

- Black Americans hold significantly more favorable views of "the Democratic Party."

Please indicate how favorable you are to:

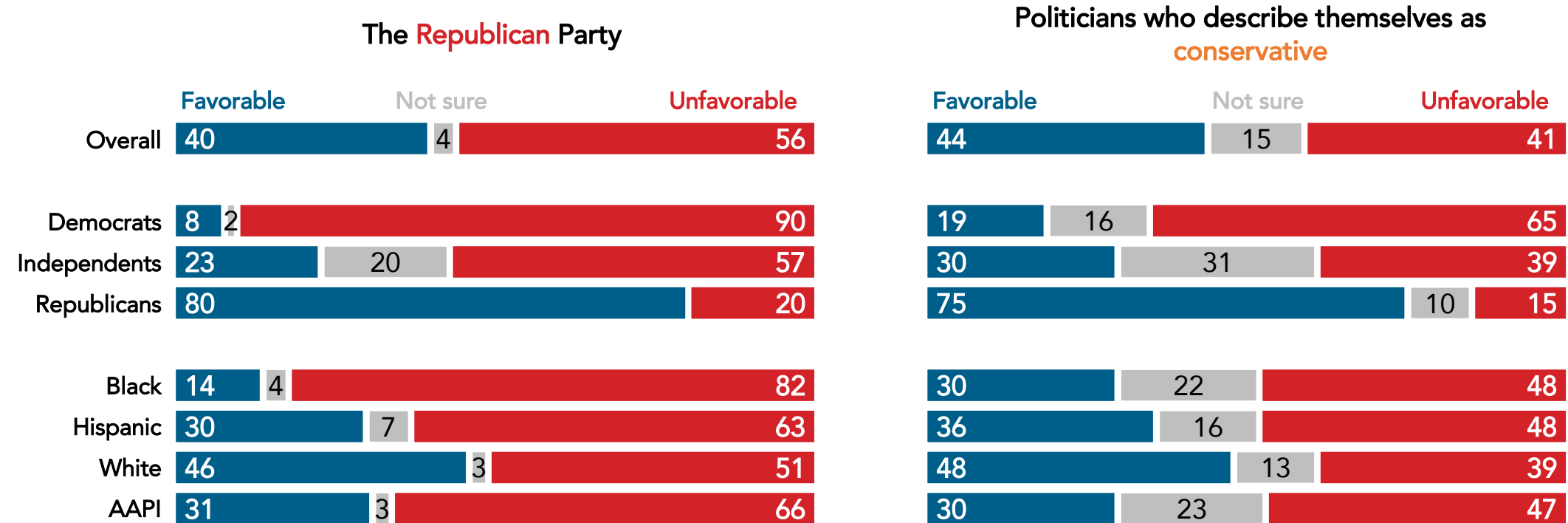


Nationwide survey of 1,001 registered voters conducted August 12-August 16, 2021 – 20% of interviews were conducted by 8/13, 61% were conducted on 8/14, 17% were conducted on 8/15, and the remaining interviews were conducted on 8/16. The vast majority of interviews were conducted before the Taliban captured Kabul. For more info, visit navigatorresearch.org.

While the “Republican Party” Is Underwater By Double Digits, “Conservative” Politicians Are in the Positive

A majority of independents view the “Republican Party” unfavorably, while two in five say the same of “conservative” politicians.

Please indicate how favorable you are to:

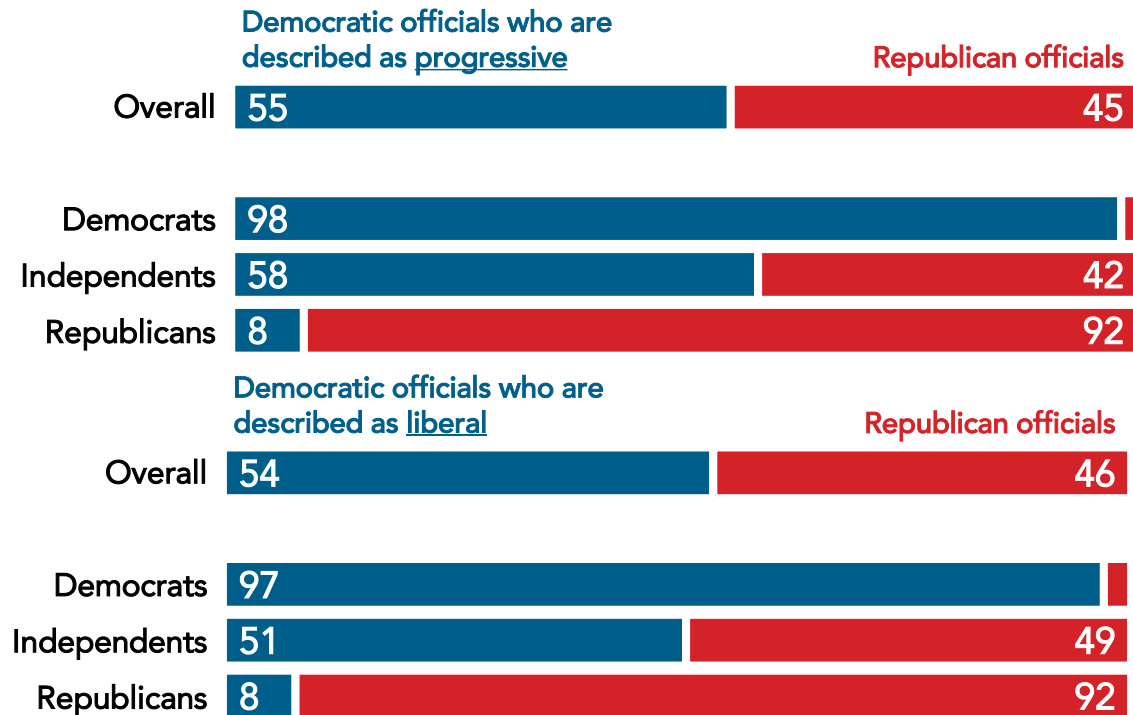


Nationwide survey of 1,001 registered voters conducted August 12-August 16, 2021 – 20% of interviews were conducted by 8/13, 61% were conducted on 8/14, 17% were conducted on 8/15, and the remaining interviews were conducted on 8/16. The vast majority of interviews were conducted before the Taliban captured Kabul. For more info, visit navigatorresearch.org.

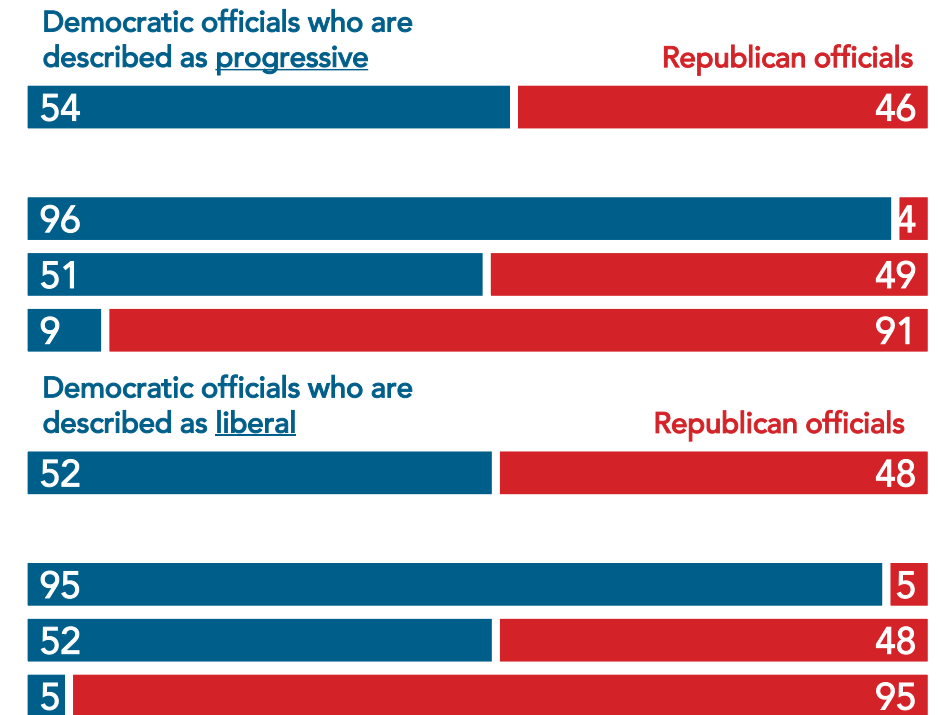
Progressive and Liberal Officials Are Seen as “Looking Out for People Like You” and “Sharing Your Values”

“Progressive” and “liberal” Democratic officials are more trusted to both look out “for people like you” and share “your values” than Republican officials, including among independents across tests.

Which of the following do you think does a better job looking out for people like you?



Which of the following does a better job at sharing your values?



Nationwide survey of 1,001 registered voters conducted August 12-August 16, 2021 – 20% of interviews were conducted by 8/13, 61% were conducted on 8/14, 17% were conducted on 8/15, and the remaining interviews were conducted on 8/16. The vast majority of interviews were conducted before the Taliban captured Kabul. For more info, visit navigatorresearch.org.

Three in Five Say Biden Puts Working and Middle Class First

Among independents, 57% say Biden puts working and middle class people first, as do nearly one in three Republicans (31%).

Which do you agree with more:

- Joe Biden puts working and middle class people first
- Joe Biden puts wealthy people first

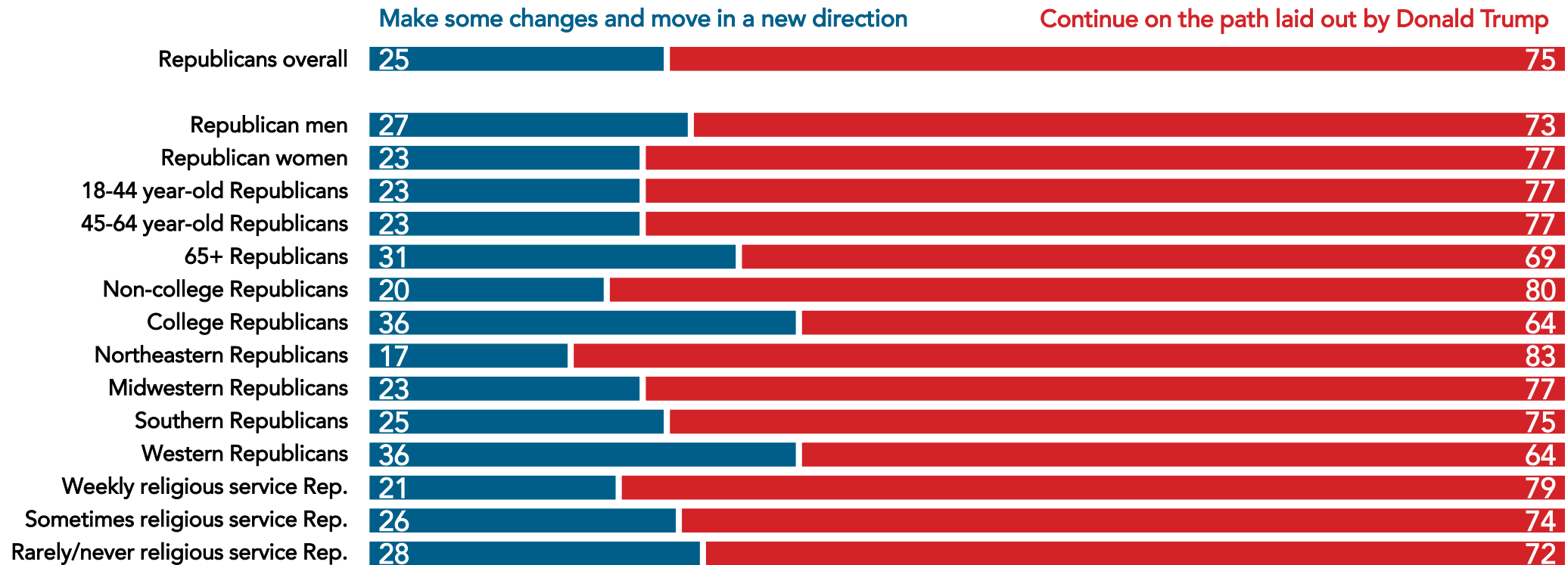


Nationwide survey of 1,001 registered voters conducted August 12-August 16, 2021 – 20% of interviews were conducted by 8/13, 61% were conducted on 8/14, 17% were conducted on 8/15, and the remaining interviews were conducted on 8/16. The vast majority of interviews were conducted before the Taliban captured Kabul. For more info, visit navigatorresearch.org.

The Vast Majority of Republicans Want to Continue on the Path Laid Out By Donald Trump

Republicans most likely to support continuing along the path of Trump are women (77%), Republicans 18-44 or 45-64 years old (77%), non-college (80%), Northeasterners (83%), and those who attend religious services weekly (79%).

[If identifies as a Republican] Do you think the Republican Party should continue on the path laid out by Donald Trump or do you think the Republican Party should make some changes and move in a new direction?

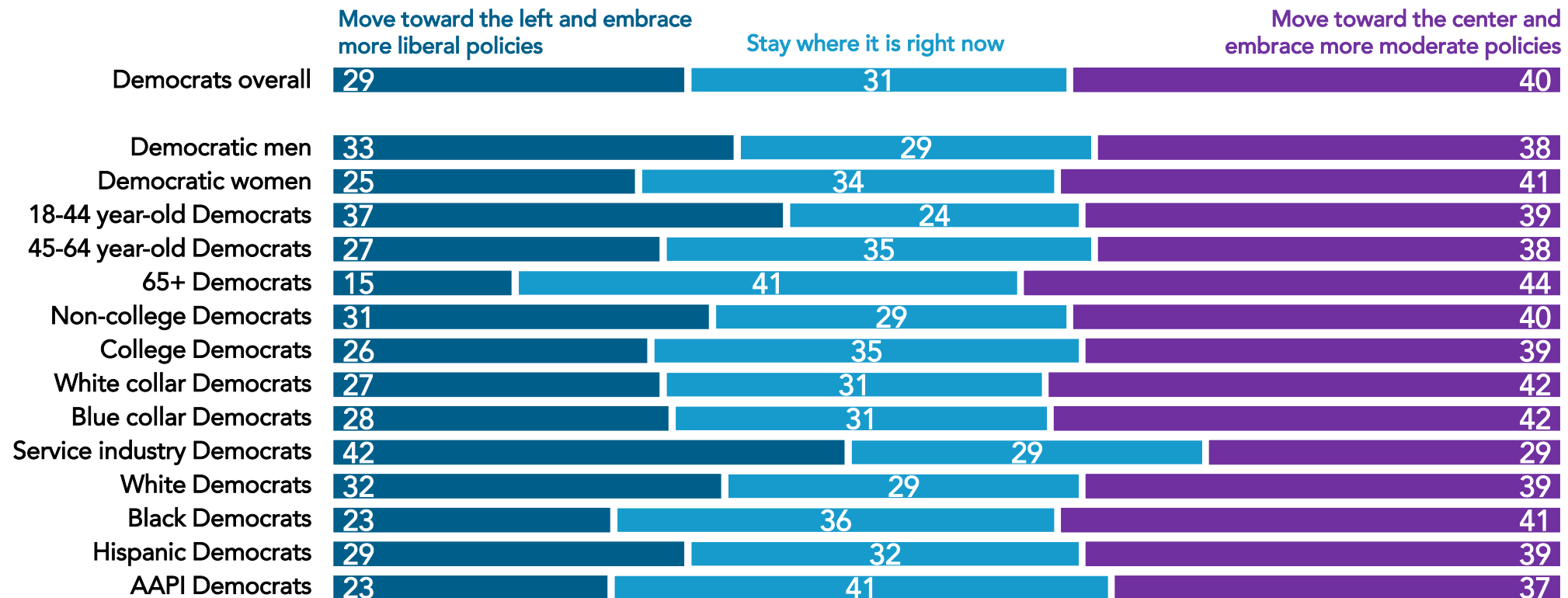


Nationwide survey of 1,001 registered voters conducted August 12-August 16, 2021 – 20% of interviews were conducted by 8/13, 61% were conducted on 8/14, 17% were conducted on 8/15, and the remaining interviews were conducted on 8/16. The vast majority of interviews were conducted before the Taliban captured Kabul. For more info, visit navigatorresearch.org.

A Plurality of Democrats Support the Party Moving Center

While pluralities of most groups prefer a move toward the center, groups that are most pro-movement to the left are 18-44 year-olds (37%), non-college (31%), those in the service industry (42%), whites (32%), and Hispanic Democrats (29%).

[If identifies as a Democrat] Do you think the Democratic Party should move more to the left and embrace more liberal policies, move more to the center and embrace more moderate policies, or do you think the Democratic Party should stay where it is right now?



Nationwide survey of 1,001 registered voters conducted August 12-August 16, 2021 – 20% of interviews were conducted by 8/13, 61% were conducted on 8/14, 17% were conducted on 8/15, and the remaining interviews were conducted on 8/16. The vast majority of interviews were conducted before the Taliban captured Kabul. For more info, visit navigatorresearch.org.

navigator*

About Navigator

In a world where the news cycle is the length of a tweet, our leaders often lack the real-time public-sentiment analysis to shape the best approaches to talking about the issues that matter the most. Navigator is designed to act as a consistent, flexible, responsive tool to inform policy debates by conducting research and reliable guidance to inform allies, elected leaders, and the press. Navigator is a project led by pollsters from Global Strategy Group and GBAO along with an advisory committee, including: Andrea Purse, progressive strategist; Arkadi Gerney, The Hub Project; Joel Payne, The Hub Project; Christina Reynolds, EMILY's List; Delvone Michael, Working Families; Felicia Wong, Roosevelt Institute; Mike Podhorzer, AFL-CIO; Jesse Ferguson, progressive strategist; Navin Nayak, Center for American Progress Action Fund; Stephanie Valencia, EquisLabs; and Melanie Newman, Planned Parenthood Action Fund.

About the Study

Global Strategy Group conducted public opinion surveys among a sample of 1,001 registered voters from August 12-August 16, 2021. 102 additional interviews were conducted among Hispanic voters. 66 additional interviews were conducted among Asian American and Pacific Islander voters. 101 additional interviews were conducted among African American voters. 100 additional interviews were conducted among independent voters. The survey was conducted online, recruiting respondents from an opt-in online panel vendor. Respondents were verified against a voter file and special care was taken to ensure the demographic composition of our sample matched that of the national registered voter population across a variety of demographic variables.

For Press inquiries contact:

press@navigatorresearch.org

To learn more about Navigator:

<http://navigatorresearch.org>

@NavigatorSurvey on Twitter