

# navigator\*

Tuesday, October 5<sup>th</sup>

## Voting Rights: A Guide for Advocates



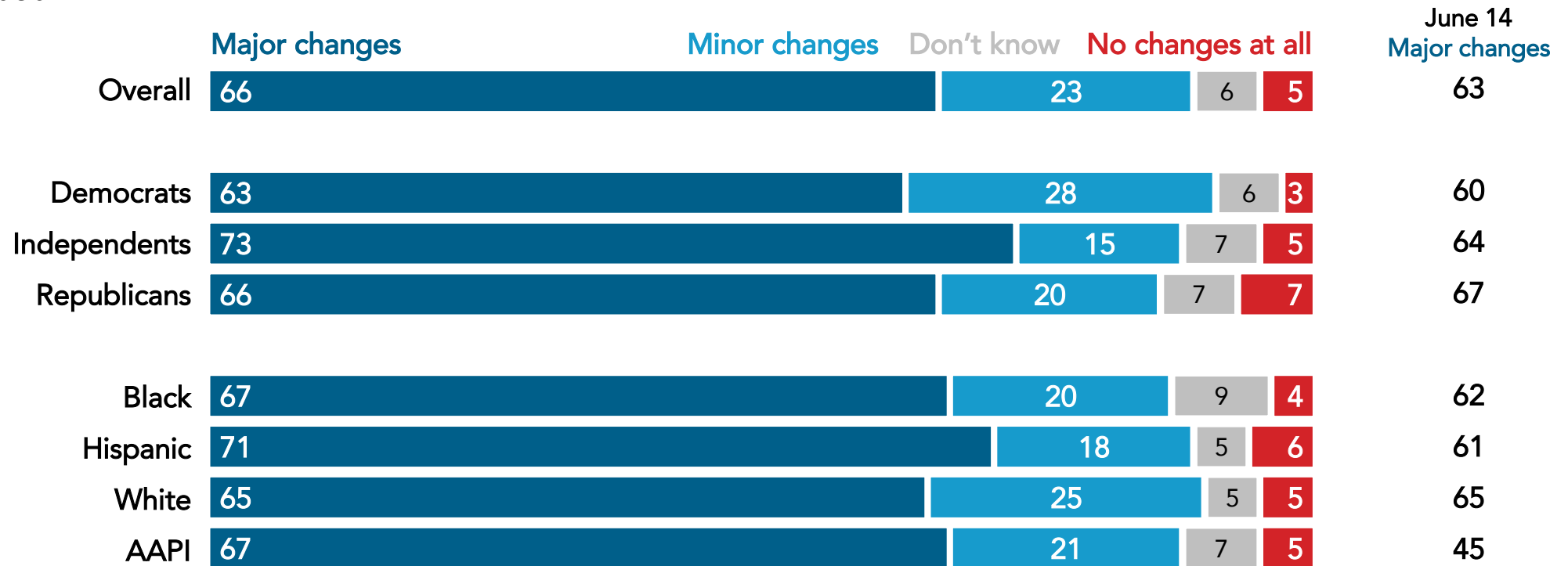
## Key Takeaways:

- A majority of Americans support the Freedom to Vote Act.
- Making voter intimidation illegal, requiring “dark money” groups to disclose their donors, setting national standards for voter validation, ensuring access to voting by mail, and ending gerrymandering are top Freedom to Vote Act proposals.
- Framing reforms in the Freedom to Vote Act as expanding voter access, rooting out corruption, and making Washington “work for us” are most convincing.

# Two in Three Continue to Say Major Changes Are Needed in the Way Our Government Works

At least three in five Americans across partisanship, race, and ethnicity say we need to make major changes in how our government works.

Generally speaking, do you think we need to make major changes in the way our government works, minor changes, or no changes at all?



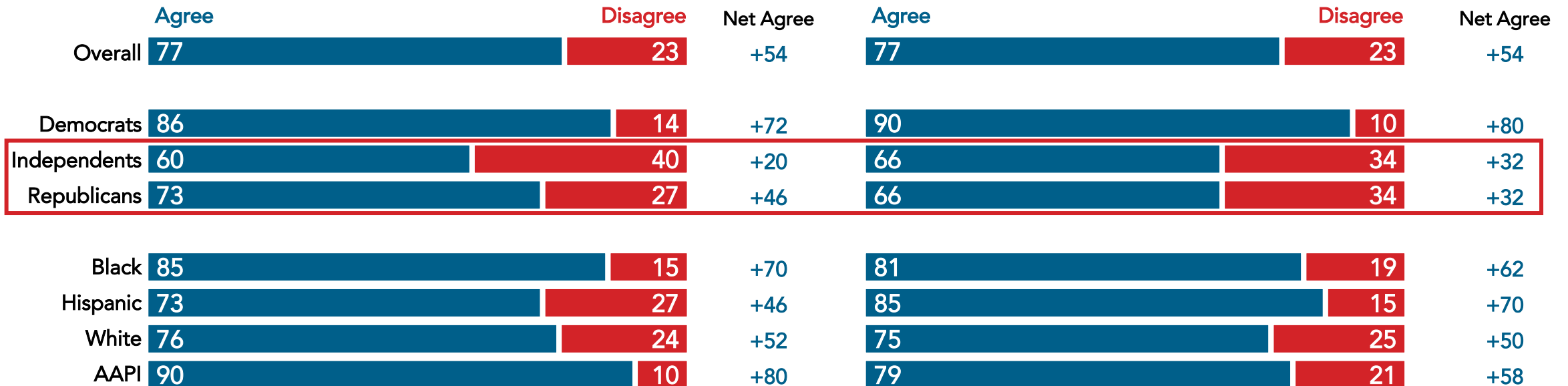
Nationwide surveys of registered voters; Each wave represents approximately 1,000 interviews taken over the prior three-five days. Latest wave conducted September 23-September 27, 2021. For more info, visit [navigatorresearch.org](http://navigatorresearch.org)

# Three in Four Agree Their Vote Can Make a Difference and Have an Impact in Elections

Democrats are significantly more likely to feel that their vote can make a difference and have an impact in elections than independents or Republicans.

**Please indicate how much you agree or disagree with this statement:** My vote can make a difference in elections.

**Please indicate how much you agree or disagree with this statement:** My vote can have an impact in elections.



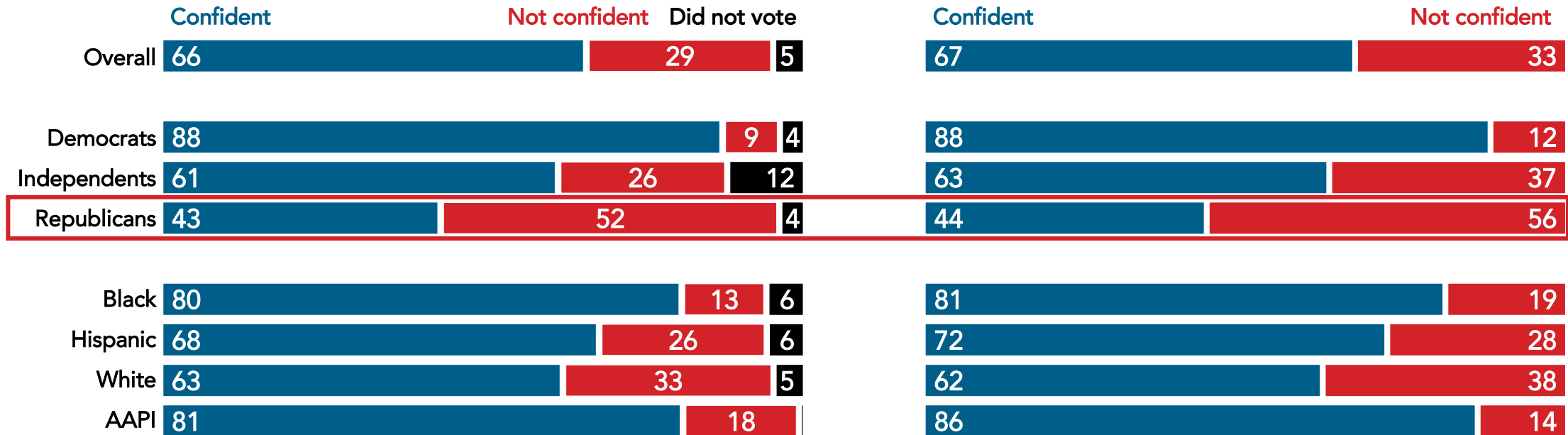
Nationwide survey of 1,000 registered voters conducted September 23-September 27, 2021. For more info, visit [navigatorresearch.org](http://navigatorresearch.org).

# While Two in Three Are Confident In Past and Future Ballots Being Counted, Most Republicans Disagree

Among independents, three in five say they are confident their past ballots were counted correctly and believe the same of future ballots; only two in five Republicans say the same of each.

How confident are you that your ballot in last year's presidential election was counted correctly and fairly?

How confident are you that your ballot in future elections will be counted correctly and fairly?

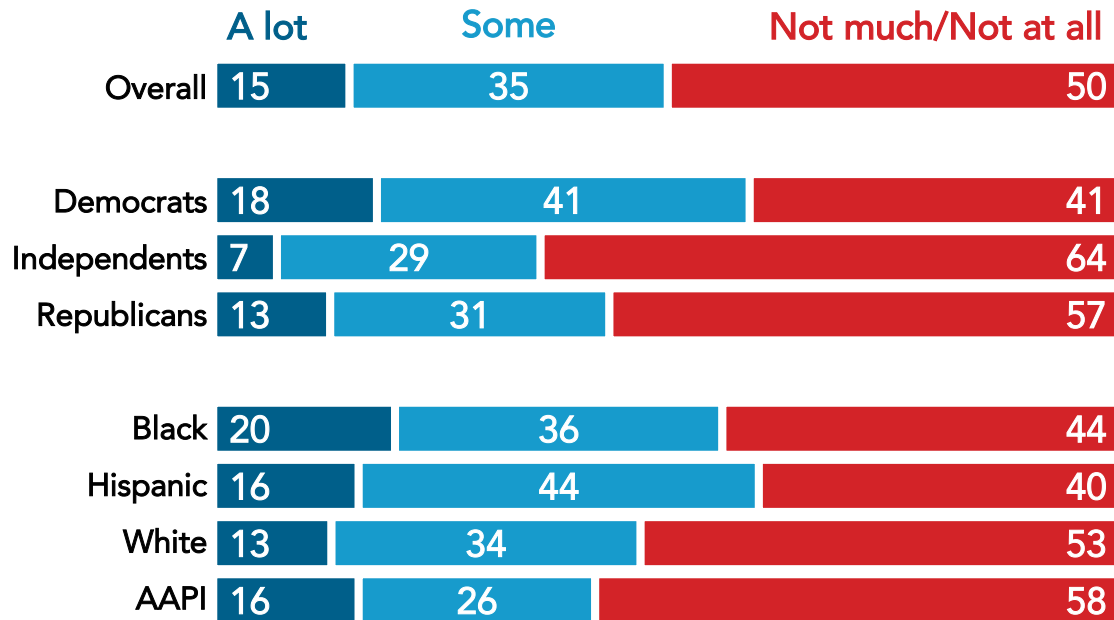


Nationwide survey of 1,000 registered voters conducted September 23-September 27, 2021. For more info, visit [navigatorresearch.org](http://navigatorresearch.org).

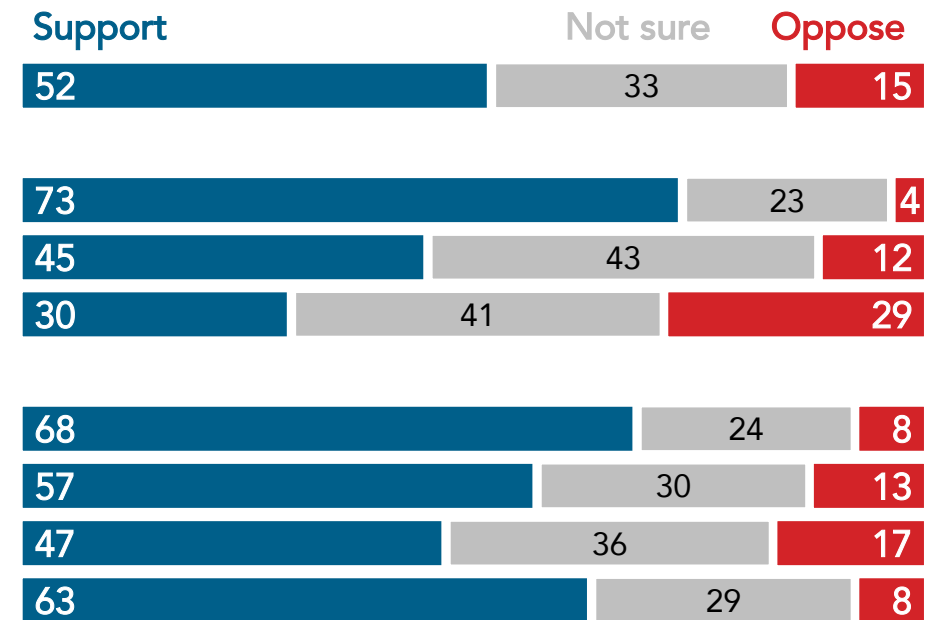
# Half of Americans Have Heard of the Freedom to Vote Act and a Majority Support It

More than half of Americans support the Freedom to Vote Act, though a third initially say they are “not sure” without description of the legislation.

How much have you seen, read, or heard recently about the Freedom to Vote Act?



Regardless of how much you have seen or heard about the Freedom to Vote Act, do you support or oppose the Freedom to Vote Act?



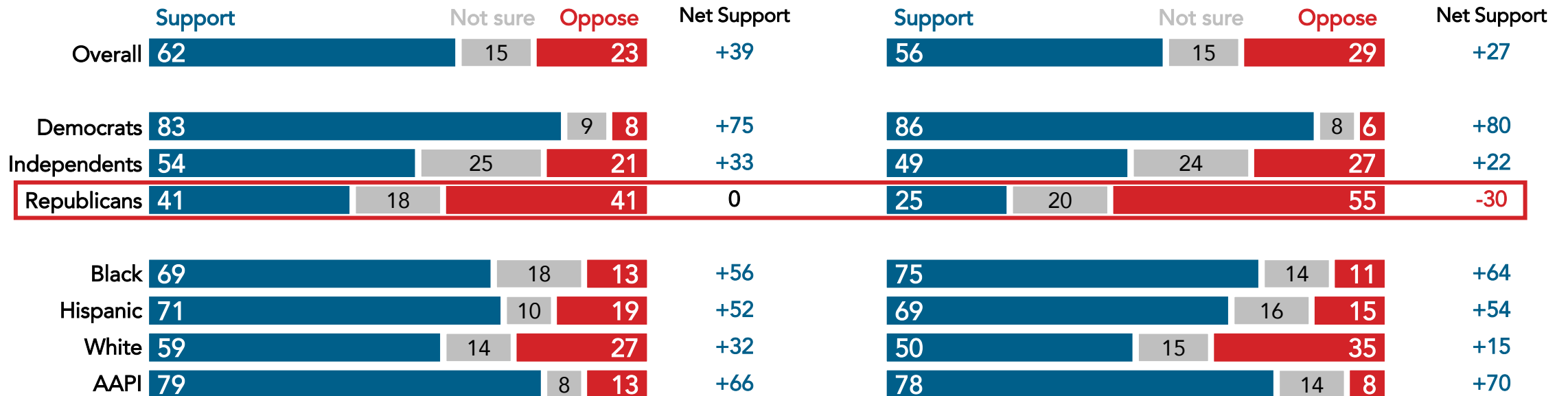
Nationwide survey of 1,000 registered voters conducted September 23-September 27, 2021. For more info, visit [navigatorresearch.org](https://navigatorresearch.org).

# Most Americans Support the Freedom to Vote Act With or Without Partisan Cues

The difference, however, is driven mostly by Republicans (25% support with Biden, 41% without).

Regardless of how much you have heard about the Freedom to Vote Act, do you support or oppose new legislation that would establish national standards to protect Americans' freedom to vote, require every state to have automatic voter registration, make Election Day a holiday, restore federal voting rights to formerly incarcerated Americans, and address "dark money" in the electoral process, by modernizing and expanding federal campaign finance reforms?

Regardless of how much you have heard about the Freedom to Vote Act, do you support or oppose **Biden and Democrats in Congress'** new legislation that would establish national standards to protect Americans' freedom to vote, require every state to have automatic voter registration, make Election Day a holiday, restore federal voting rights to formerly incarcerated Americans, and address "dark money" in the electoral process, by modernizing and expanding federal campaign finance reforms?

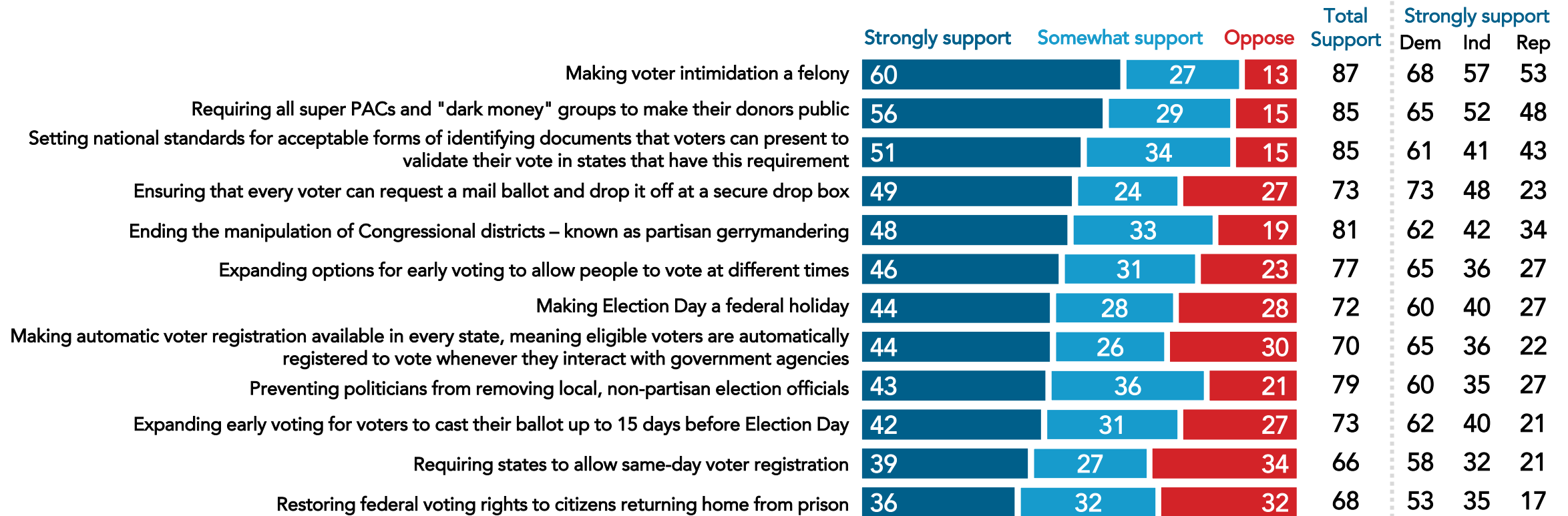


Nationwide survey of 1,000 registered voters conducted September 23-September 27, 2021. For more info, visit [navigatorresearch.org](https://navigatorresearch.org).

# Banning Voter Intimidation, Requiring Donor Disclosure Are Most Supported Proposals In the Freedom to Vote Act

Each of the twelve proposals tested that are part of the Freedom to Vote Act earned majority support overall and among independents.

For each policy included in the Freedom to Vote Act, please indicate how much you support or oppose it being included.



Nationwide survey of 1,000 registered voters conducted September 23-September 27, 2021.  
For more info, visit [navigatorresearch.org](http://navigatorresearch.org).



# Range of Messages About Voter Access, Corruption, Making Washington “Work for Us” Effective on Voter Reforms

The least compelling of a range of messages is one that focuses on the bill being a compromise bill between Republicans and Democrats: it is the least convincing message to Democrats, independents, and Republicans.

Below is a list of statements from supporters of these reforms. For each, please indicate whether you find each of the statements convincing as a reason to support these reforms.

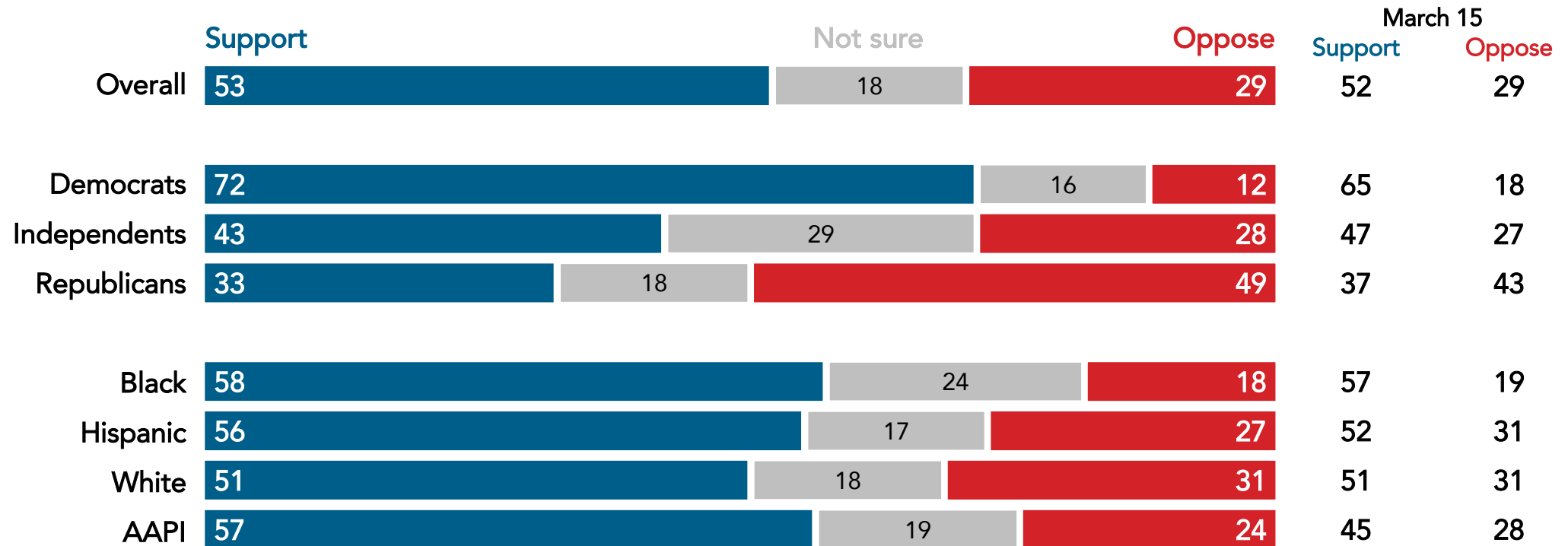
	Very convincing	Somewhat convincing	Not convincing	Very convincing		
				Dem	Ind	Rep
These reforms will make voting easier for every eligible American, no matter what race you are or what political party you prefer. At a time when our democracy is in grave danger, it's critical we take steps to protect it.	45	31	24	63	41	25
The only way to get Washington to work for us is to root out the corruption in both parties. These reforms will crack down on that corruption by preventing dark money from undisclosed sources and closing the revolving door between lobbyists and government. Politicians in Washington are not working for us – instead, they are focused on the special interests who contribute big money to their campaigns. These reforms will create more transparency and accountability in government.	44	36	20	53	41	36
These reforms are needed to protect against politicians who want to sabotage the results of free and fair elections and undermine our democracy in order to hold on to their own power.	43	35	22	52	41	33
These reforms are needed to protect against politicians who are attacking our freedom to vote by passing laws in states to limit access to the ballot box, including reducing early voting and purging voters from the rolls.	43	32	25	57	36	29
These reforms will protect every eligible American's freedom to vote, no matter what race you are or what political party you prefer. At a time when our democracy is in grave danger, it's critical we take steps to protect it.	40	36	24	56	34	22
This bill is a compromise bill that takes the best Republican ideas for preserving the integrity of elections with the best Democratic ideas that protect the rights of all Americans to vote and make the vote more accessible.	29	40	31	36	29	21

Nationwide survey of 1,000 registered voters conducted September 23-September 27, 2021. For more info, visit [navigatorresearch.org](http://navigatorresearch.org).

# A Majority Continues to Support Filibuster Elimination

Two in five independents (43%) and one in three Republicans (33%) support eliminating the filibuster.

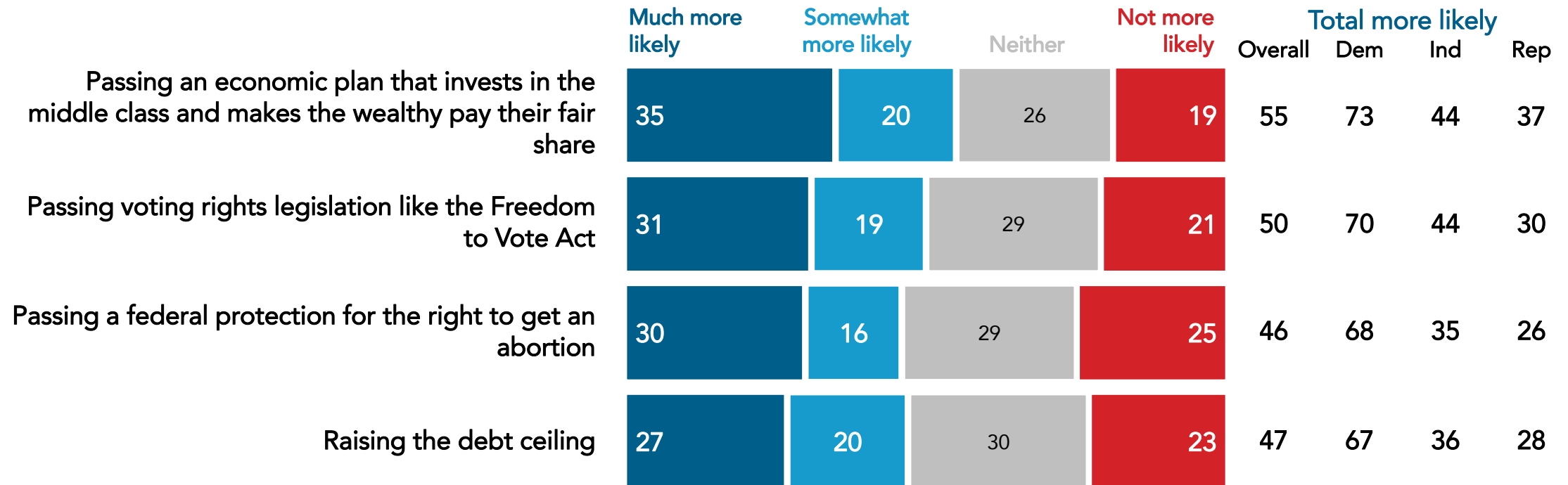
**As you may know, some people have argued that we need to eliminate the filibuster as a Senate rule, which is a loophole that allows a small minority of U.S. senators to block legislation that a majority of senators support by requiring 60 votes instead of a simple majority. Do you support or oppose the Senate eliminating the filibuster?**



Nationwide surveys of registered voters; Each wave represents approximately 1,000 interviews taken over the prior three-five days. Latest wave conducted September 23-September 27, 2021. For more info, visit [navigatorresearch.org](http://navigatorresearch.org)

# Americans More Likely to Support Eliminating Filibuster To Pass Range of Policies

Two in five independents say they would be more likely to support eliminating the filibuster if it meant that an economic plan and the Freedom to Vote Act could be passed. Nearly two in five Republicans say the same of the economic plan. Below is a list of policies that are being considered in Congress. Please indicate whether you would be more likely to support or oppose eliminating the filibuster if the filibuster remaining in place as it currently exists would mean these policies would not be enacted.



Nationwide survey of 1,000 registered voters conducted September 23-September 27, 2021. For more info, visit [navigatorresearch.org](https://navigatorresearch.org).

# navigator\*

## About Navigator

In a world where the news cycle is the length of a tweet, our leaders often lack the real-time public-sentiment analysis to shape the best approaches to talking about the issues that matter the most. Navigator is designed to act as a consistent, flexible, responsive tool to inform policy debates by conducting research and reliable guidance to inform allies, elected leaders, and the press. Navigator is a project led by pollsters from Global Strategy Group and GBAO along with an advisory committee, including: Andrea Purse, progressive strategist; Arkadi Gerney, The Hub Project; Joel Payne, The Hub Project; Christina Reynolds, EMILY's List; Delvone Michael, Working Families; Felicia Wong, Roosevelt Institute; Mike Podhorzer, AFL-CIO; Jesse Ferguson, progressive strategist; Navin Nayak, Center for American Progress Action Fund; Stephanie Valencia, EquisLabs; and Melanie Newman, Planned Parenthood Action Fund.

## About the Study

Global Strategy Group conducted public opinion surveys among a sample of 1,000 registered voters from September 23-September 27, 2021. 101 additional interviews were conducted among Hispanic voters. 77 additional interviews were conducted among Asian American and Pacific Islander voters. 100 additional interviews were conducted among African American voters. 101 additional interviews were conducted among independent voters. The survey was conducted online, recruiting respondents from an opt-in online panel vendor. Respondents were verified against a voter file and special care was taken to ensure the demographic composition of our sample matched that of the national registered voter population across a variety of demographic variables.

For Press inquiries contact:

[press@navigatorresearch.org](mailto:press@navigatorresearch.org)

To learn more about Navigator:

<http://navigatorresearch.org>

@NavigatorSurvey on Twitter