

navigator*

Tuesday, November 2nd

Voting and
Democracy: A Guide
for Advocates



Key Takeaways:

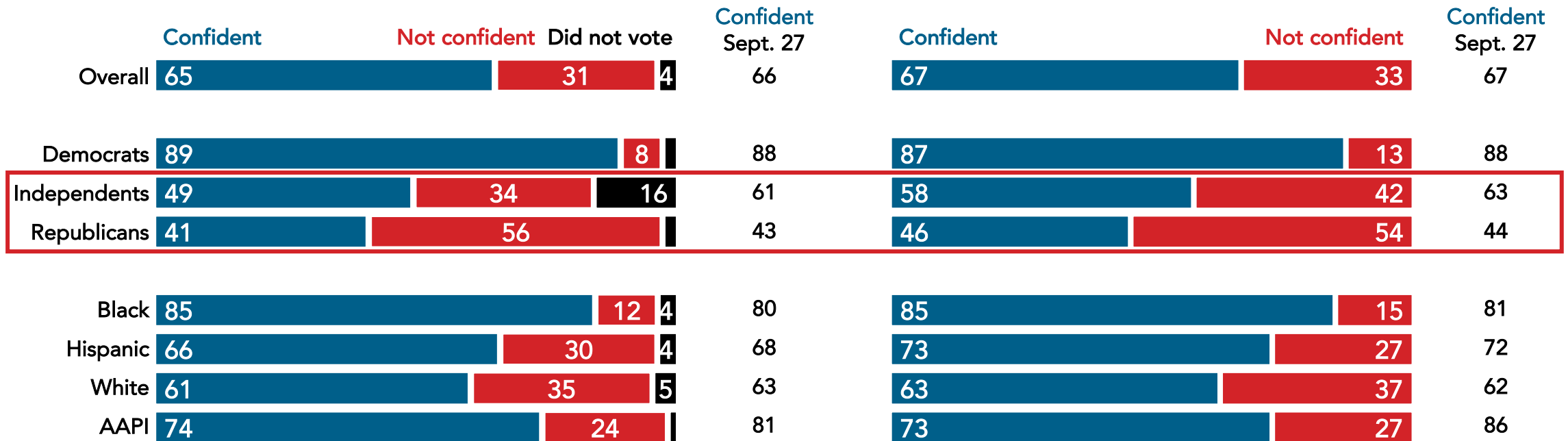
- Just half of Americans are hearing about the Freedom to Vote Act, though majorities support it when it is described.
- Two in three say the Voting Rights Act is still needed, and an even greater share support strengthening it through the John Lewis Voting Rights Advancement Act.
- On the January 6th riot, vast majorities oppose the actions of rioters whether they are described without partisanship or as Trump supporters.

Two in Three Americans are Confident in Past and Future Ballots Being Counted Correctly and Fairly

Two in five independents and a majority of Republicans are not confident their future ballots will be counted correctly and fairly.

How confident are you that your ballot in last year's presidential election was counted correctly and fairly?

How confident are you that your ballot in future elections will be counted correctly and fairly?

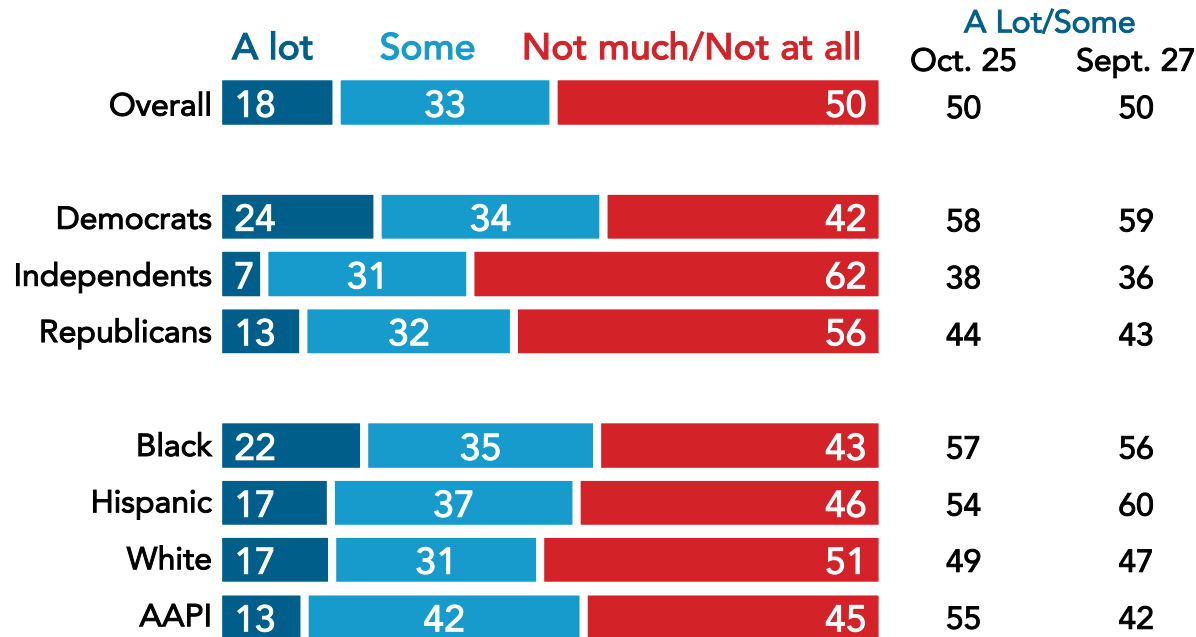


Nationwide surveys of registered voters; Each wave represents approximately 1,000 interviews taken over the prior three-five days. Latest wave conducted October 22-October 25, 2021. For more info, visit navigatorresearch.org

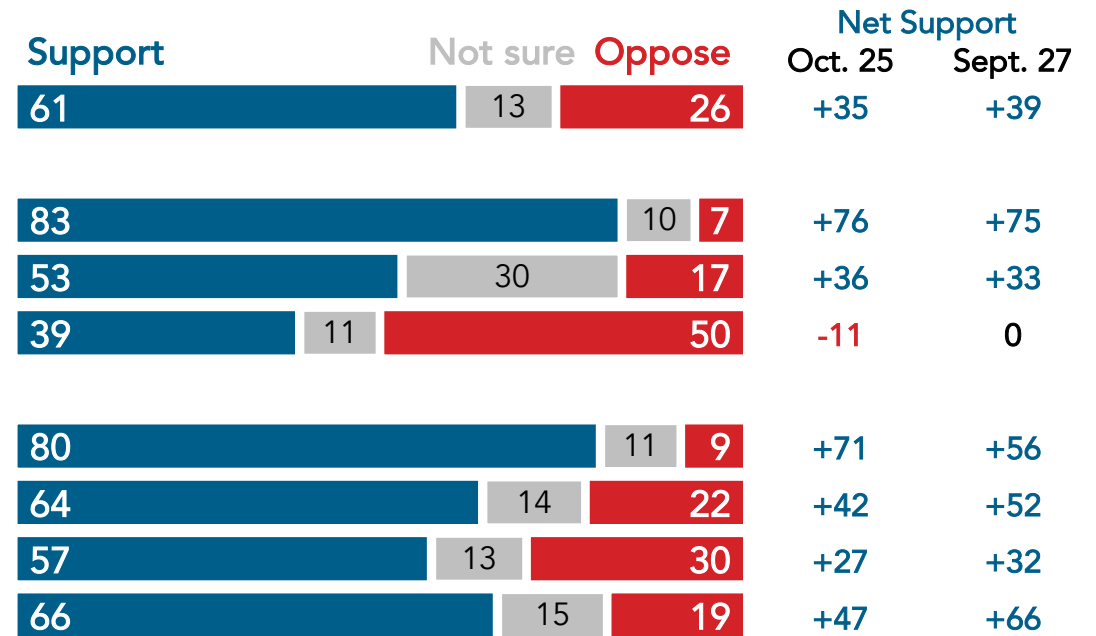
Three in Five Support the Freedom to Vote Act

Just half of Americans report hearing “a lot” or “some” about the Freedom to Vote Act, though three in five support it when explained.

How much have you seen, read, or heard recently about the Freedom to Vote Act?



Regardless of how much you have heard about the Freedom to Vote Act, do you support or oppose new legislation that would establish national standards to protect Americans' freedom to vote, require every state to have automatic voter registration, make Election Day a holiday, restore federal voting rights to formerly incarcerated Americans, and address "dark money" in the electoral process, by modernizing and expanding federal campaign finance reforms?



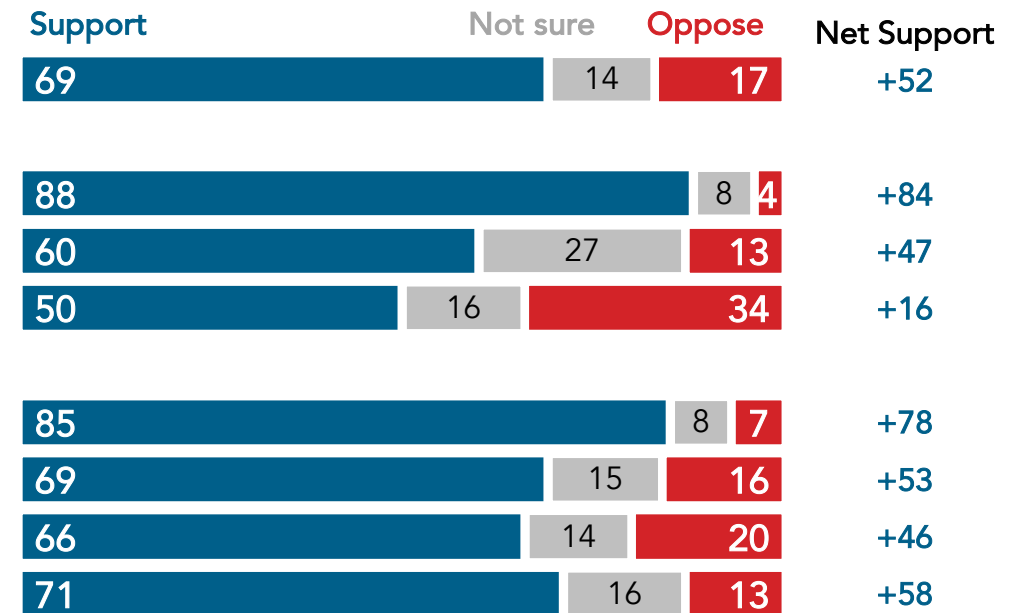
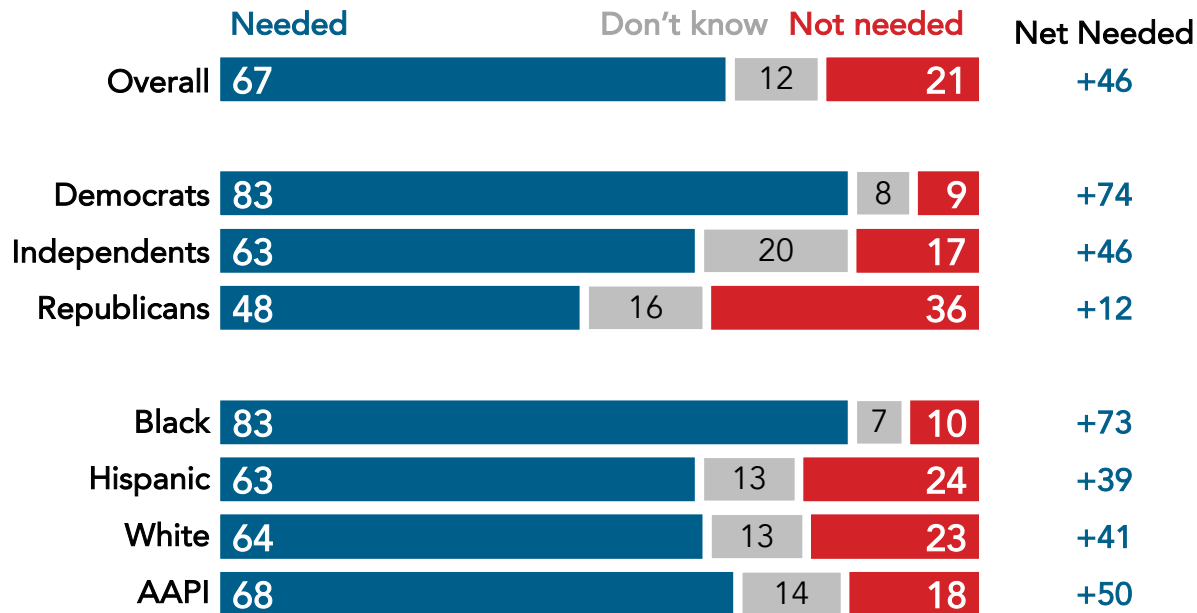
Nationwide surveys of registered voters; Each wave represents approximately 1,000 interviews taken over the prior three-five days. Latest wave conducted October 22-October 25, 2021. For more info, visit navigatorresearch.org

Voting Rights Act Seen as Needed and Legislation to Further Protect It Is Broadly Supported

Across partisanship and racial groups, pluralities say the Voting Rights Act is still needed and support the John Lewis Voting Rights Advancement Act to strengthen the VRA.

The Voting Rights Act was passed in 1965 to end racial discrimination in voting by eliminating practices like literacy tests, poll taxes, and drawing districts that reduce the voting strength of minorities. Thinking about today, do you think that the Voting Rights Act is still needed or not?

As you may know, Congress is currently considering a piece of legislation related to voting and elections called the John Lewis Voting Rights Advancement Act, which would restore and strengthen the Voting Rights Act to make sure that any changes to local or state elections are federally reviewed so that everyone's equal right to vote is protected. Do you support or oppose this legislation?



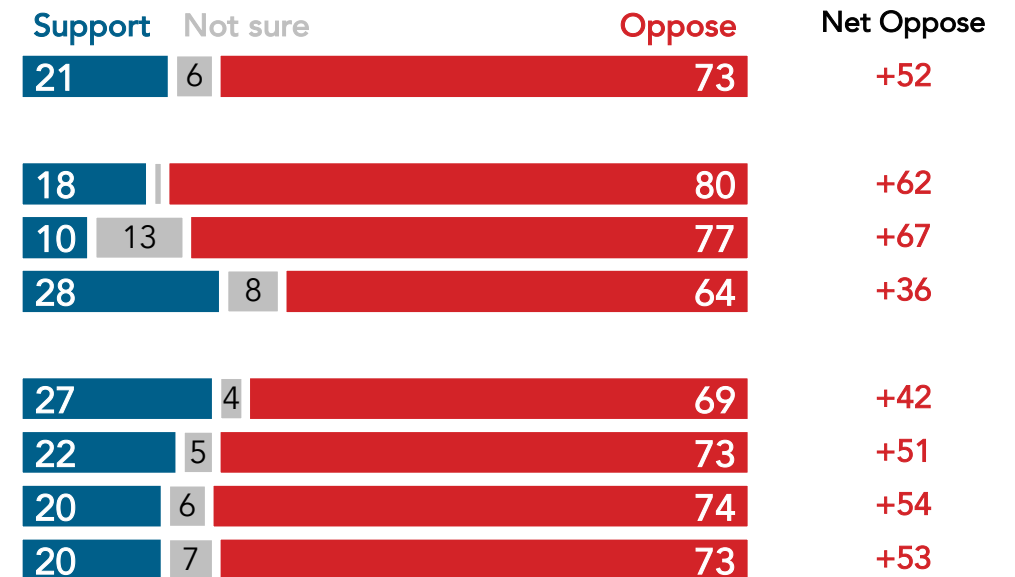
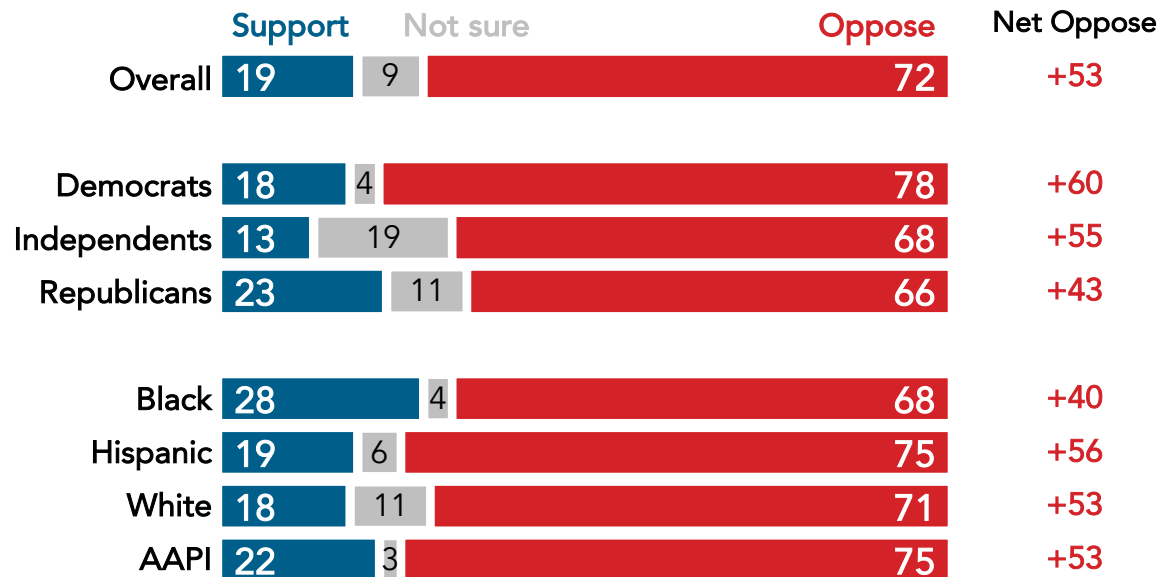
Nationwide survey of 1,001 registered voters conducted October 22-25, 2021. For more info, visit navigatorresearch.org.

Vast Majorities Oppose the Actions of the Capitol Rioters, Whether Rioters are Partisan “Trump Supporters” or Not

Mention of “Trump supporters” versus simply a nonpartisan group of “rioters” does not affect levels of opposition.

(Split sample) Regardless of how much you have seen or heard over the last ten months about **the rioters** who broke into the U.S. Capitol building on January 6th...Do you support or oppose the actions of **the rioters** who broke into the Capitol building on January 6th?

(Split sample) Regardless of how much you have seen or heard over the last ten months about **the Trump supporters** who broke into the U.S. Capitol building on January 6th...Do you support or oppose the actions of **the Trump supporters** who broke into the Capitol building on January 6th?

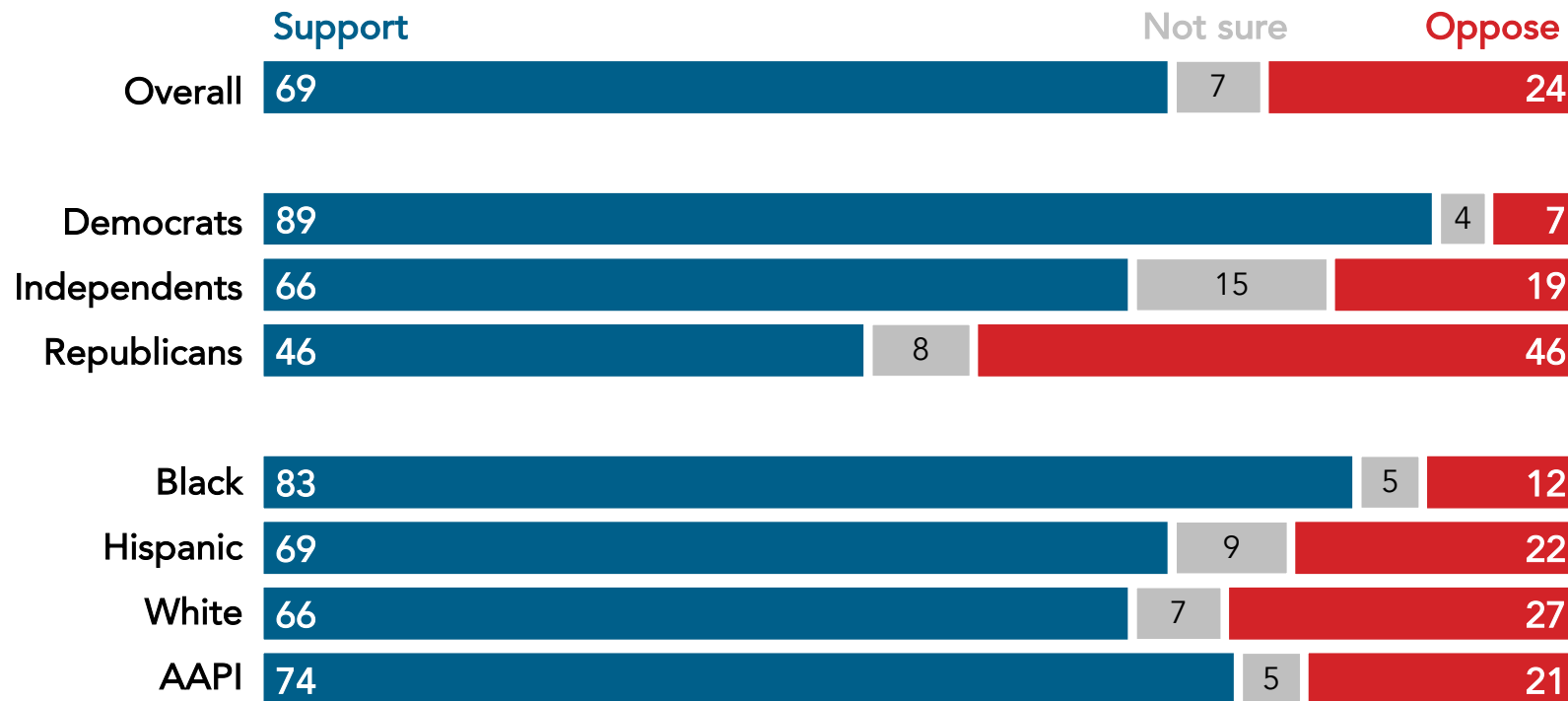


Nationwide survey of 1,001 registered voters conducted October 22-25, 2021. For more info, visit navigatorresearch.org.

Seven in Ten Support the Investigation into January 6th Riot

Among independents, two in three support the House investigation into the riot at the Capitol, as do nearly half of Republicans.

As you may know, there is currently an investigation by the U.S. House of Representatives into what happened on January 6th at the Capitol and the events leading up to it. Do you support or oppose this investigation?



Nationwide survey of 1,001 registered voters conducted October 22-25, 2021.
For more info, visit navigatorresearch.org.

navigator*

About Navigator

In a world where the news cycle is the length of a tweet, our leaders often lack the real-time public-sentiment analysis to shape the best approaches to talking about the issues that matter the most. Navigator is designed to act as a consistent, flexible, responsive tool to inform policy debates by conducting research and reliable guidance to inform allies, elected leaders, and the press. Navigator is a project led by pollsters from Global Strategy Group and GBAO along with an advisory committee, including: Andrea Purse, progressive strategist; Arkadi Gerney, The Hub Project; Joel Payne, The Hub Project; Christina Reynolds, EMILY's List; Delvone Michael, Working Families; Felicia Wong, Roosevelt Institute; Mike Podhorzer, AFL-CIO; Jesse Ferguson, progressive strategist; Navin Nayak, Center for American Progress Action Fund; Stephanie Valencia, EquisLabs; and Melanie Newman, Planned Parenthood Action Fund.

About the Study

Global Strategy Group conducted public opinion surveys among a sample of 1,001 registered voters from October 22-October 25, 2021. 100 additional interviews were conducted among Hispanic voters. 73 additional interviews were conducted among Asian American and Pacific Islander voters. 100 additional interviews were conducted among African American voters. 100 additional interviews were conducted among independent voters. The survey was conducted online, recruiting respondents from an opt-in online panel vendor. Respondents were verified against a voter file and special care was taken to ensure the demographic composition of our sample matched that of the national registered voter population across a variety of demographic variables.

For Press inquiries contact:

press@navigatorresearch.org

To learn more about
Navigator:

<http://navigatorresearch.org>

@NavigatorSurvey on Twitter