

navigator*

Thursday, December 2nd

A Guide for
Advocates



Key Takeaways:

- Biden and Democrats' economic plans remain popular, with strong majorities supporting both stimulus checks from earlier this year and the Build Back Better plan.
- However, Biden's approval ratings remain underwater: as economic woes persist, driven largely by inflation, there are signs of reemerging negativity on the pandemic.
- Biden and Democrats are more trusted to bring down the costs of healthcare and prescription drugs while Republicans are more trusted to bring down the costs of everyday goods.

Americans Still Support Biden's Economic Stimulus

Nearly four in five Americans support the economic stimulus included in the American Rescue Plan, including 71% of independents and 58% of Republicans.

- On a separate question, three in four Americans across party lines report having received the stimulus check.

As you may recall, President Biden signed the "American Rescue Plan" into law earlier this year, which included a one-time \$1,400 stimulus check to about 85 percent of American households. Do you support or oppose this economic stimulus?



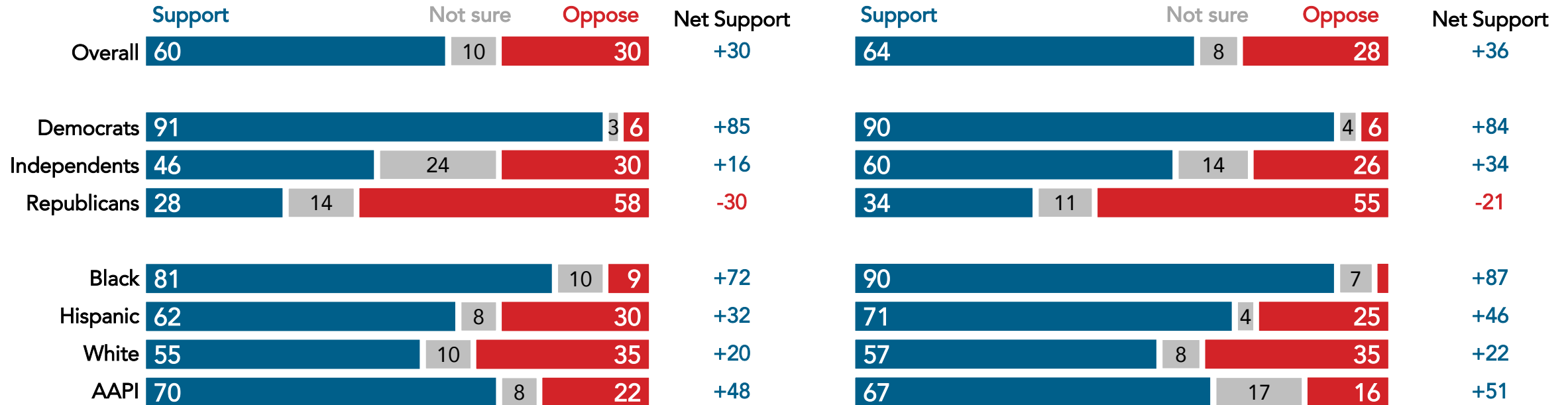
Nationwide survey of 1,000 registered voters conducted November 18-November 22, 2021.
For more info, visit navigatorresearch.org.

Support for Build Back Better Is High With or Without Paid Leave – Though Slightly Higher When It Is Included

Three in five Americans support the new economic plan with or without paid family and medical leave included, though net support is +30 without paid family and medical leave and +36 with it included.

(Split sample) As you may know, Biden and Democrats' new economic plan is expected to cost \$1.75 trillion and will establish a universal pre-K program, expand Medicare for seniors to include hearing coverage, and lower health care costs by allowing Medicare to negotiate lower drug prices. Knowing this, do you support or oppose this new economic plan?

(Split sample) As you may know, Biden and Democrats' new economic plan is expected to cost \$1.75 trillion and will provide paid family and medical leave, establish a universal pre-K program, expand Medicare for seniors to include hearing coverage, and lower health care costs by allowing Medicare to negotiate lower drug prices. Knowing this, do you support or oppose this new economic plan?

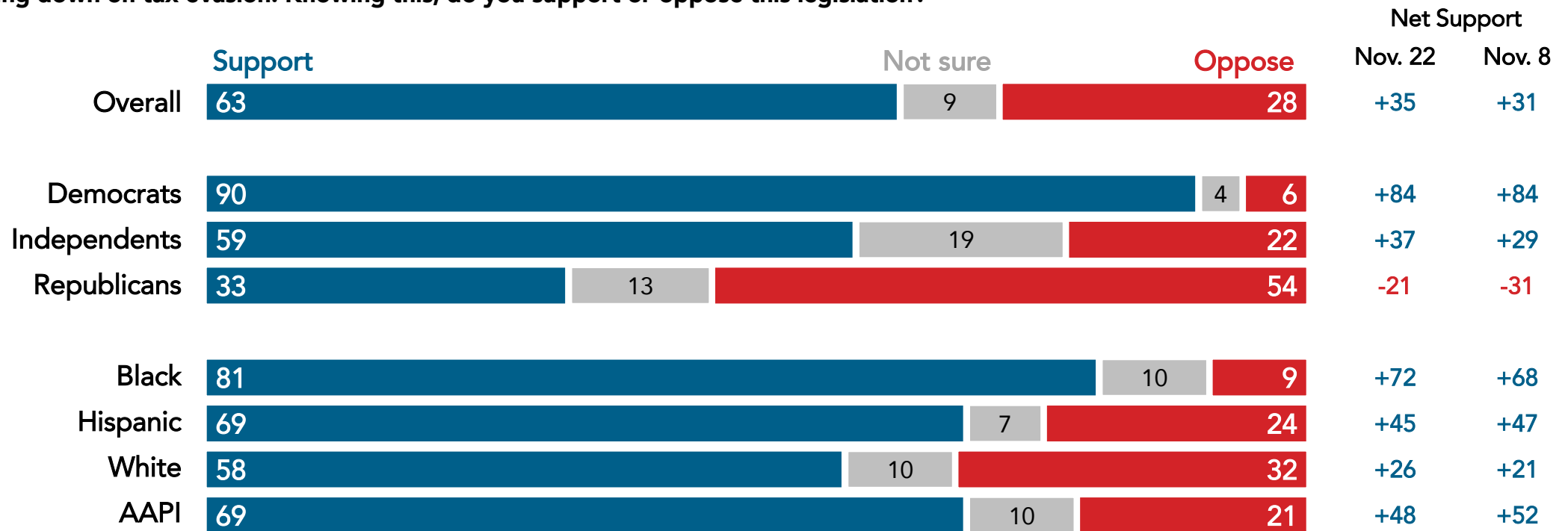


Nationwide survey of 1,000 registered voters conducted November 18-November 22, 2021. For more info, visit navigatorresearch.org.

Explaining How the Plan Will Be Paid for Maintains Support for Build Back Better

Three in five Americans (63%) and independents (59%) support this legislation when it is contextualized with how Biden and Democrats plan to pay for it.

Biden and Democrats' new economic plan would be paid for by increasing taxes on billionaires and multi-millionaires with income over \$10 million, creating a minimum 15% tax on corporate profits, adding an additional 1% tax on corporations that use profits to buy back their own stock, and cracking down on tax evasion. Knowing this, do you support or oppose this legislation?

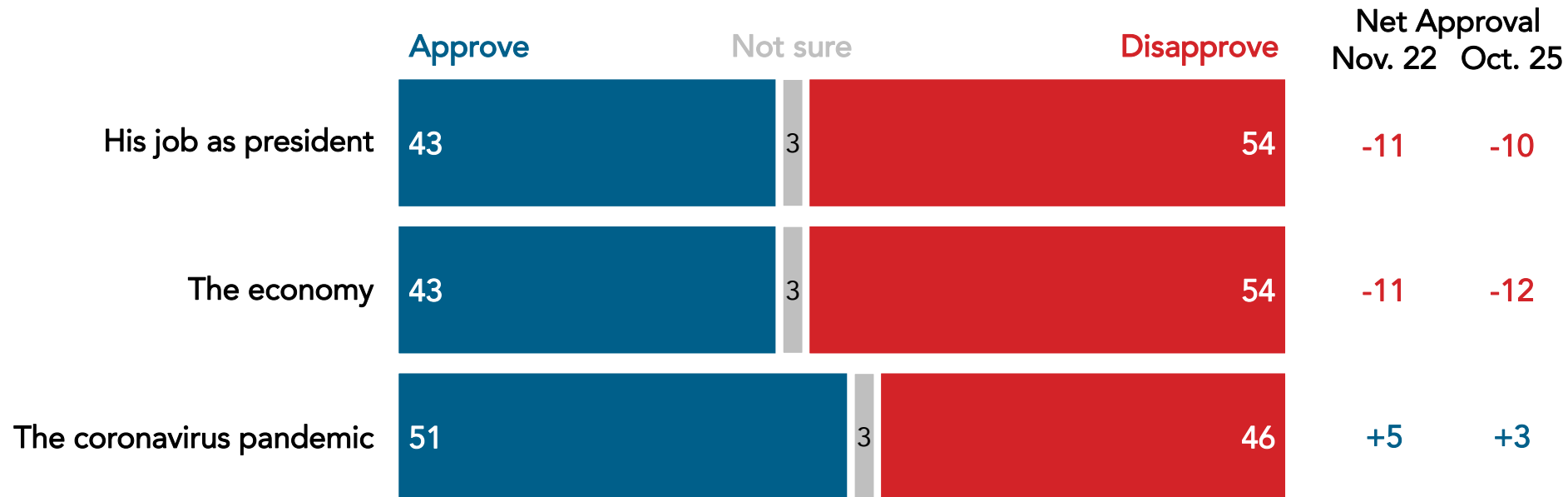


Nationwide surveys of registered voters; Each wave represents approximately 1,000 interviews taken over the prior three-five days. Latest wave conducted November 18-November 22, 2021. For more info, visit navigatorresearch.org

Biden's Ratings Remain Underwater Overall and on Economy

Compared to his ratings from a month ago, Biden's approval ratings on the economy and his job overall as president remain underwater, while he is still in the positive on the pandemic.

Do you approve or disapprove of the way Joe Biden is handling...



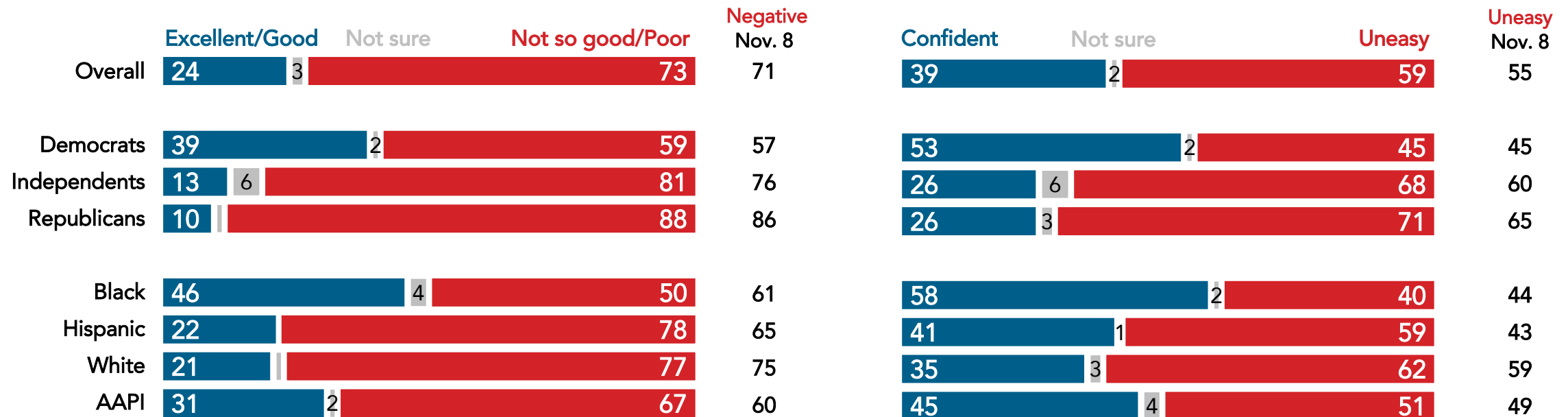
Nationwide surveys of registered voters; Each wave represents approximately 1,000 interviews taken over the prior three-five days. Latest wave conducted November 18-November 22, 2021. For more info, visit navigatorresearch.org

Three In Four Rate Economy Negatively As Views of Personal Financial Situations Grow More Negative

While over half of Democrats say they are “confident” in their personal financial situation (53%), roughly seven in ten independents (68%) and Republicans (71%) are “uneasy.”

How would you rate the state of the U.S. economy today?

Thinking about your personal financial situation over the next few months, do you feel confident or uneasy?



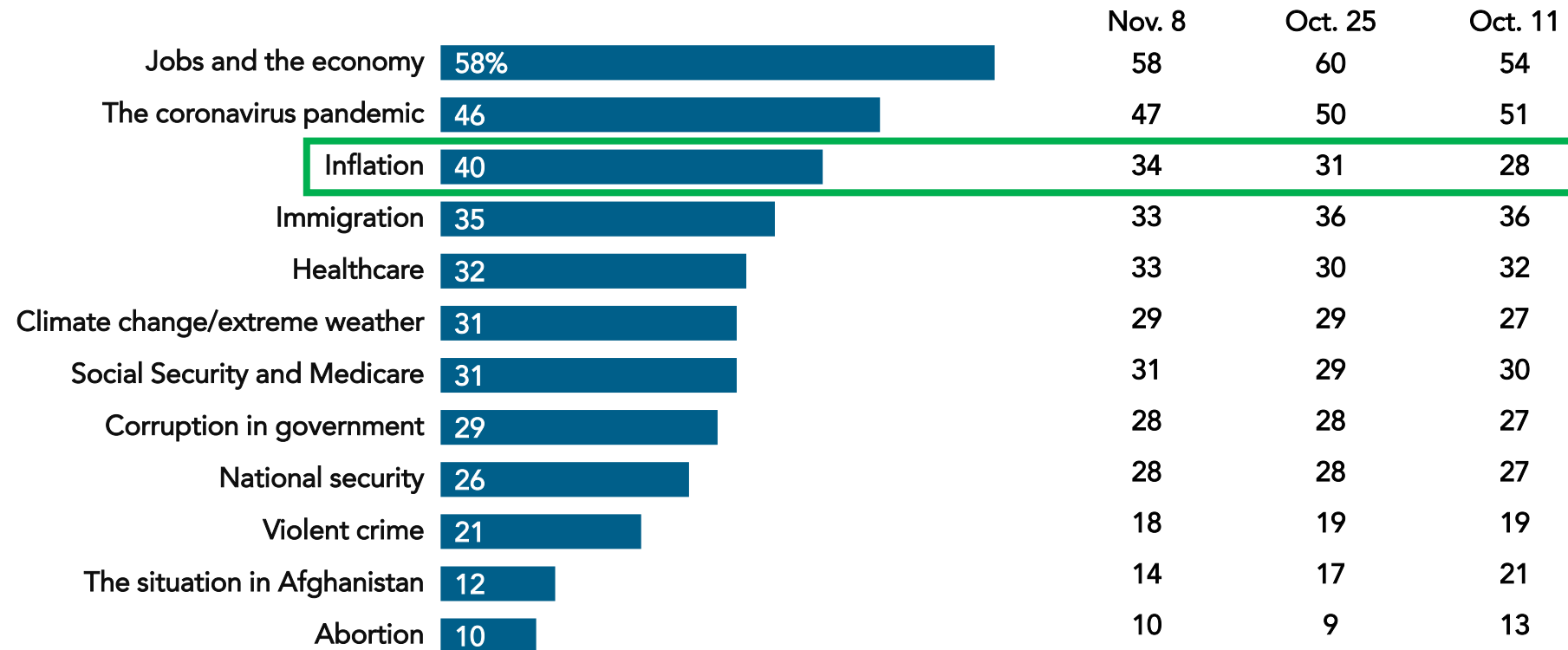
Nationwide surveys of registered voters; Each wave represents approximately 1,000 interviews taken over the prior three-five days. Latest wave conducted November 18-November 22, 2021. For more info, visit navigatorresearch.org

Americans Increasingly Feel Inflation Is a Top Issue Priority

Since asked in mid-October, there has been a 12-point increase in the share of Americans who say inflation is a top issue for Biden and Congress to focus on.

- The concern is bipartisan: 29% of Democrats, 42% of independents, and 52% of Republicans say it is a top issue.

Select the top four issues that you feel are most important for President Joe Biden and Congress to focus on.



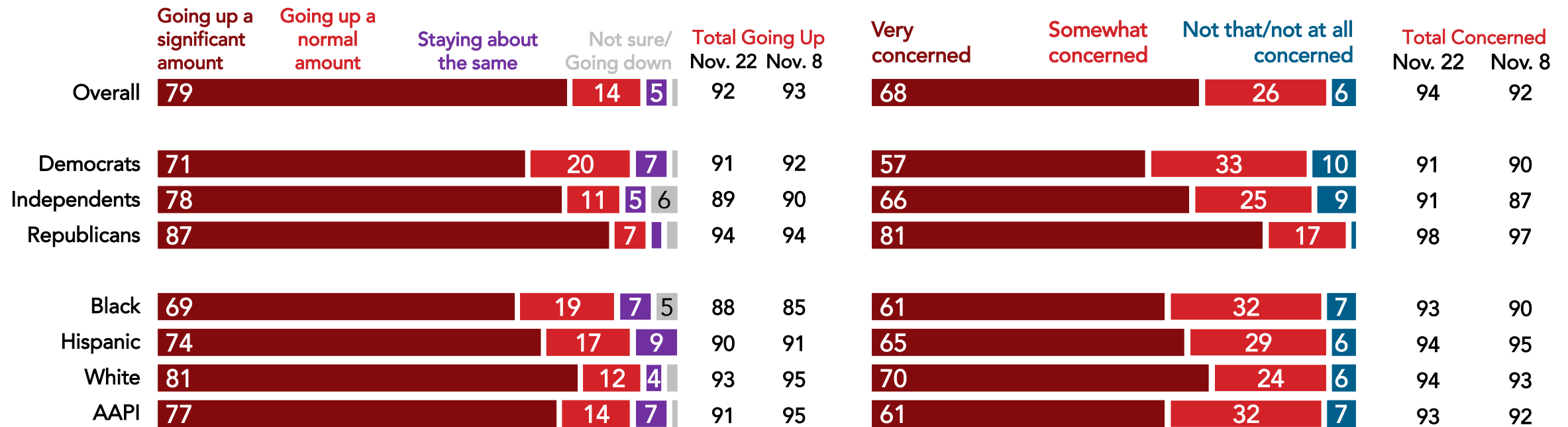
Nationwide surveys of registered voters; Each wave represents approximately 1,000 interviews taken over the prior three-five days. Latest wave conducted November 18-November 22, 2021. For more info, visit navigatorresearch.org

Americans Continue to Feel the Cost of Goods Is Going Up A Significant Amount, With A Slight Uptick in Concern

Nine in ten Americans say the costs of everyday goods are going up (92%) and roughly the same number say they are concerned about the rate of inflation climbing in the coming months (94%).

When it comes to the costs of everyday goods like groceries, do you think costs are going up, going down, or staying about the same?

How concerned are you that the rate of inflation will climb in the coming months?



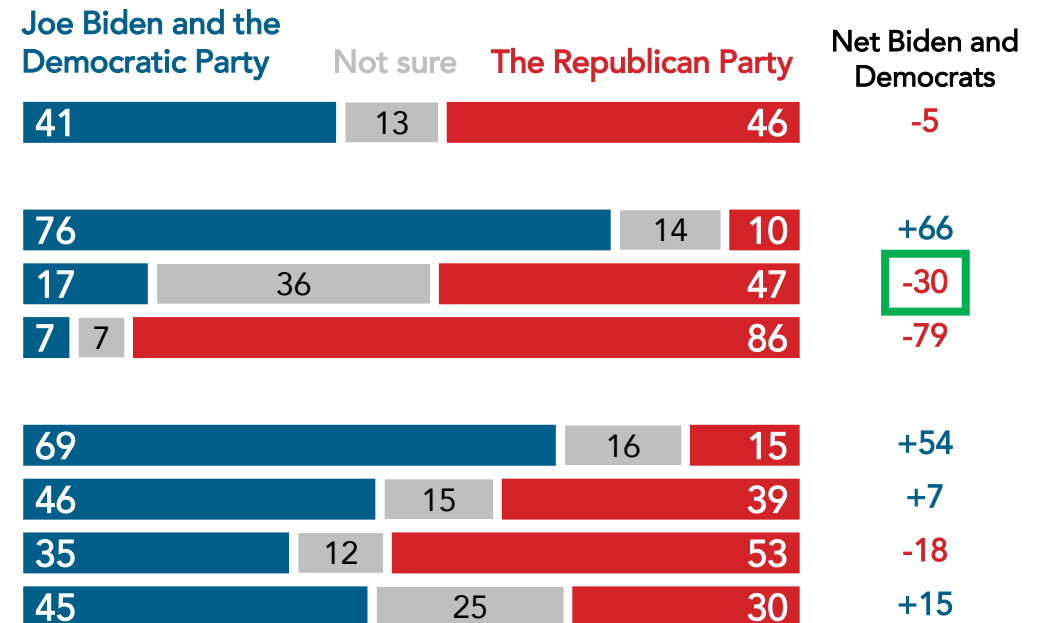
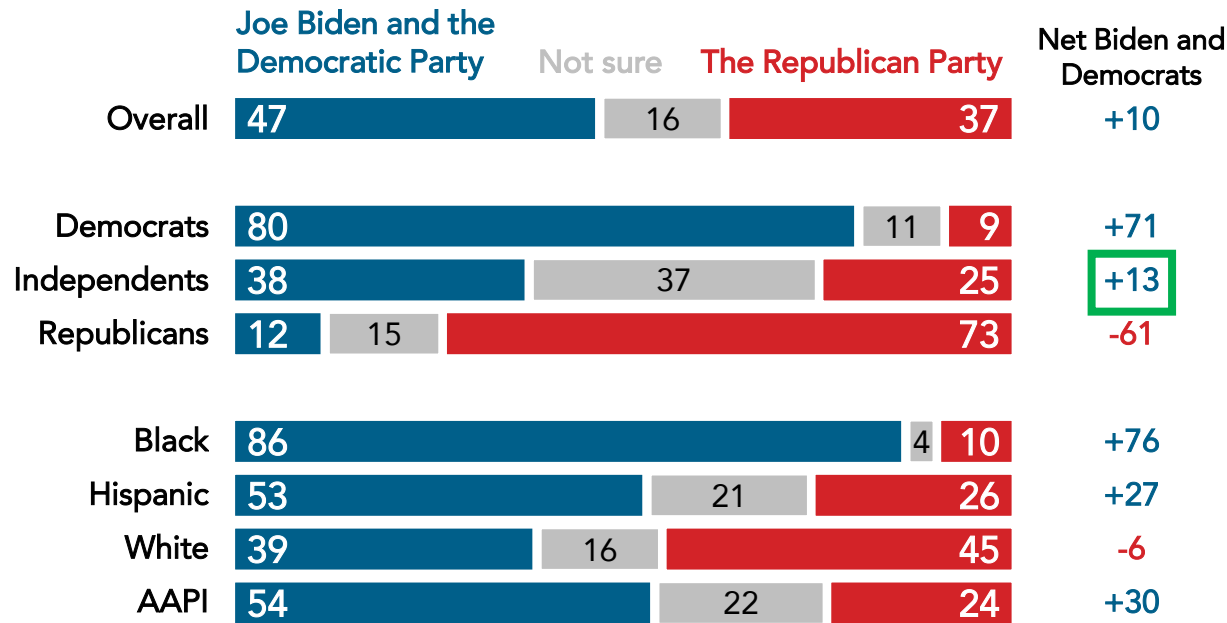
Nationwide surveys of registered voters; Each wave represents approximately 1,000 interviews taken over the prior three-five days. Latest wave conducted November 18-November 22, 2021. For more info, visit navigatorresearch.org

While Democrats Are More Trusted on Healthcare Costs, Republicans Hold an Advantage on Costs of Everyday Goods

Americans trust Biden and Democrats more to handle healthcare and prescription drug prices by a 10-point margin overall, though Republicans hold a 5-point advantage on the cost of everyday goods.

Please indicate who you trust more to handle: Getting the rising costs of **healthcare and prescription drugs** under control.

Please indicate who you trust more to handle: Getting the rising costs of **everyday goods like groceries and gas** under control.



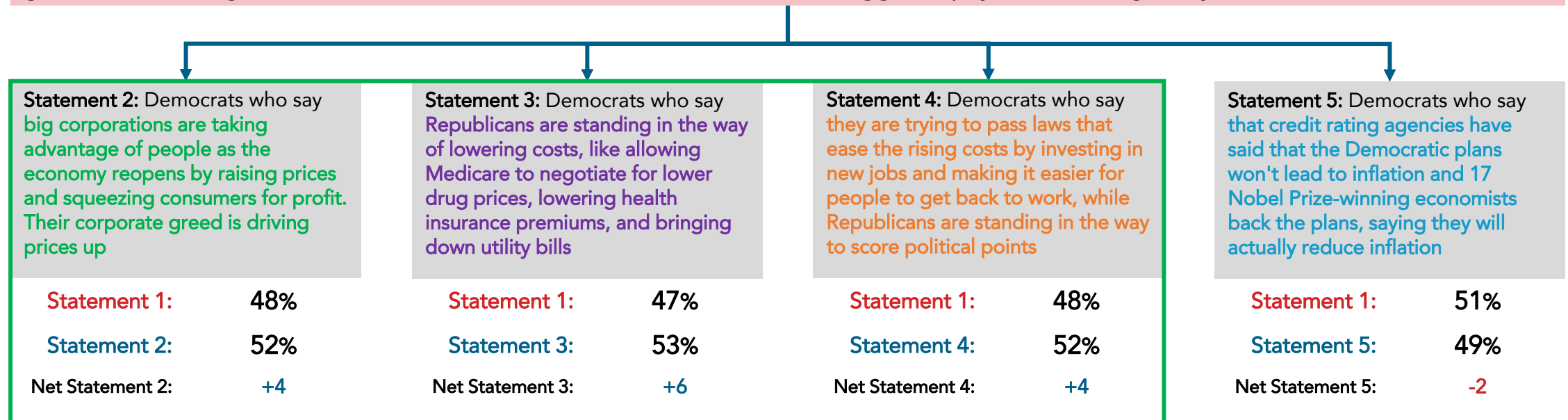
Nationwide survey of 1,000 registered voters conducted November 18-November 22, 2021. For more info, visit navigatorresearch.org.

Best Rebuttals to Republican Criticisms on Spending Are Corporate Greed and Various Forms of GOP Obstructionism

Against a conservative argument that Democrats' spending is causing inflation, progressive responses that blame corporations, Republicans for blocking policies that would lower costs, and Republicans for obstructing job-creating policies are effective; touting credit rating agencies and Nobel Prize-winning economists' views is a losing response.

Which side do you agree with more?

Statement 1: Republicans who say Biden and Democrats' government spending is out of control, driving up the prices of everyday goods and making it so that American families and small businesses struggle to pay for the things they need

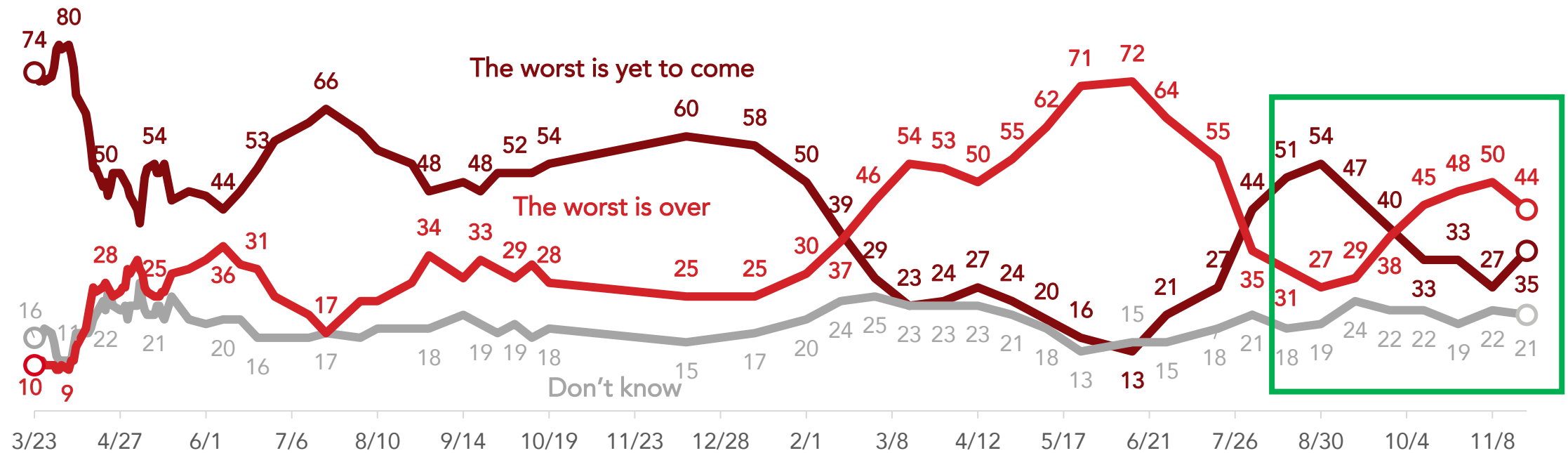


Nationwide survey of 1,000 registered voters conducted November 18-November 22, 2021. For more info, visit navigatorresearch.org.

Pessimism on the Pandemic Reemerging Even Before Omicron News: Belief the “Worst Is Over” in the Pandemic Is Declining

Nearly four in ten Democrats (38%) and independents (36%) say the “worst is yet to come”; Republicans are most optimistic that the “worst is over” (49%).

When it comes to the coronavirus pandemic in the United States, do you personally think that...

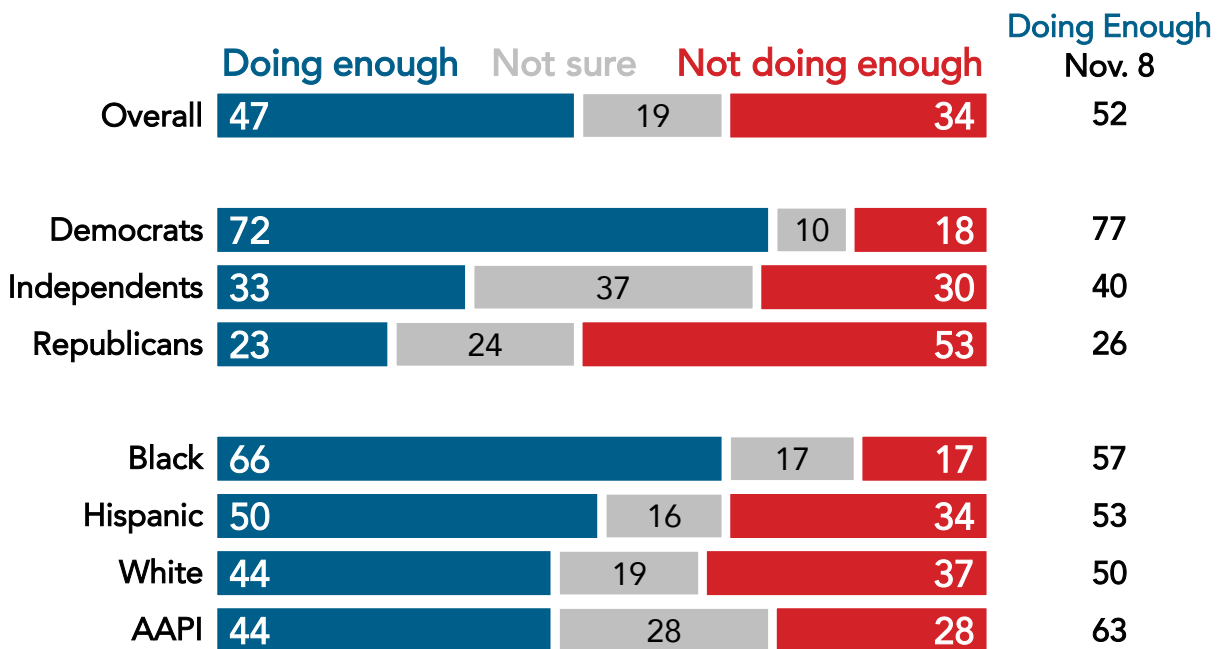


Nationwide surveys of registered voters; Each wave represents approximately 1,000 interviews taken over the prior three-five days. Latest wave conducted November 18-November 22, 2021. For more info, visit navigatorresearch.org

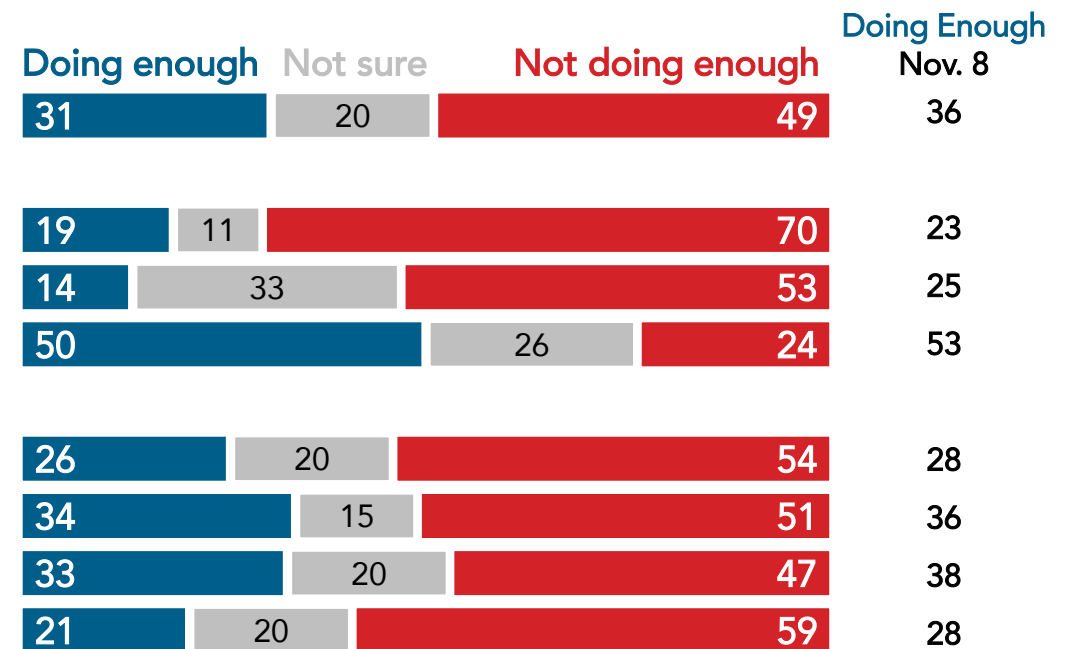
A Slightly Lower Share Say Biden Is Doing Enough to Get U.S. Past Pandemic, But Still Doing More Than Republicans

While more independents say Biden is doing enough (33%) than not enough, a majority of independents say Republicans in Congress are not doing enough (53%).

Do you think **Joe Biden** is doing enough to get the United States past the coronavirus pandemic? He's...



Do you think the **Republicans in Congress** are doing enough to get the United States past the coronavirus pandemic? They're...



Nationwide surveys of registered voters; Each wave represents approximately 1,000 interviews taken over the prior three-five days. Latest wave conducted November 18-November 22, 2021. For more info, visit navigatorresearch.org

navigator*

About Navigator

In a world where the news cycle is the length of a tweet, our leaders often lack the real-time public-sentiment analysis to shape the best approaches to talking about the issues that matter the most. Navigator is designed to act as a consistent, flexible, responsive tool to inform policy debates by conducting research and reliable guidance to inform allies, elected leaders, and the press. Navigator is a project led by pollsters from Global Strategy Group and GBAO along with an advisory committee, including: Andrea Purse, progressive strategist; Arkadi Gerney, The Hub Project; Joel Payne, The Hub Project; Christina Reynolds, EMILY's List; Delvone Michael, Working Families; Felicia Wong, Roosevelt Institute; Mike Podhorzer, AFL-CIO; Jesse Ferguson, progressive strategist; Navin Nayak, Center for American Progress Action Fund; Stephanie Valencia, EquisLabs; and Melanie Newman, Planned Parenthood Action Fund.

About the Study

Global Strategy Group conducted public opinion surveys among a sample of 1,000 registered voters from November 18-November 22, 2021. 101 additional interviews were conducted among Hispanic voters. 70 additional interviews were conducted among Asian American and Pacific Islander voters. 102 additional interviews were conducted among African American voters. 100 additional interviews were conducted among independent voters. The survey was conducted online, recruiting respondents from an opt-in online panel vendor. Respondents were verified against a voter file and special care was taken to ensure the demographic composition of our sample matched that of the national registered voter population across a variety of demographic variables.

For Press inquiries contact:

press@navigatorresearch.org

To learn more about Navigator:

<http://navigatorresearch.org>

@NavigatorSurvey on Twitter