

# navigator\*

Thursday, December 16<sup>th</sup>

January 6<sup>th</sup>: A Guide  
for Advocates



## Key Takeaways:

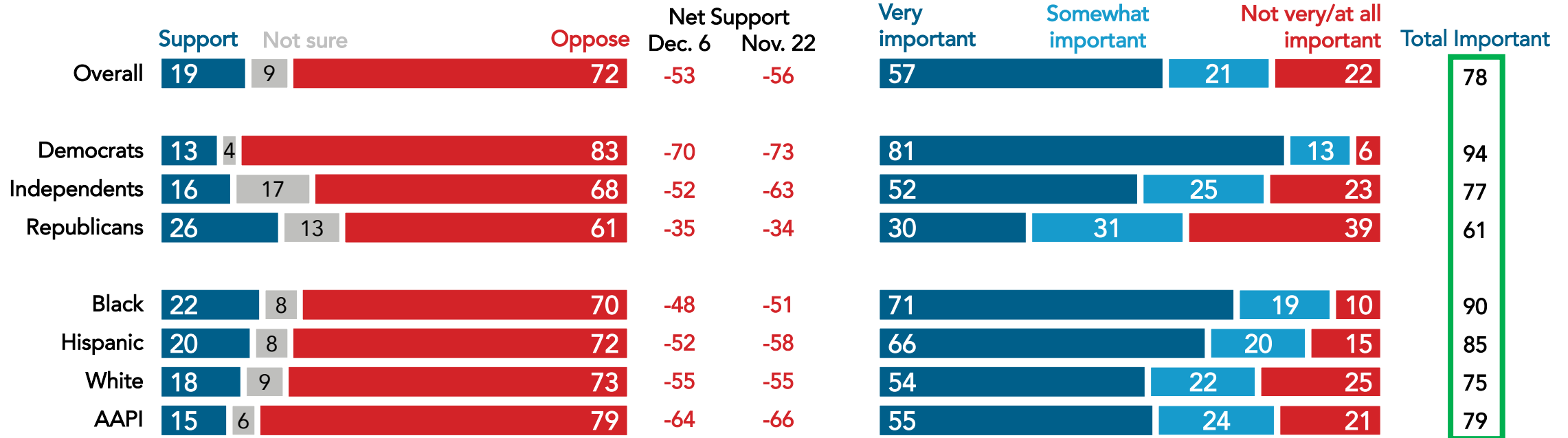
- Majorities oppose Trump supporters' actions on the day of January 6<sup>th</sup> and feel it is important to prosecute those involved.
- Those who do not strongly support Republicans in Congress express concern about a range of criticisms of how they responded to the January 6<sup>th</sup> attack.
- While Democrats see January 6<sup>th</sup> as a "riot" and "terrorist attack," Republicans view it as a "protest."

# Three in Four Continue to Oppose Trump Supporters' Actions on January 6<sup>th</sup> and Feel It Is Important to Prosecute Those Involved

Nearly four in five independents (77%) and three in five Republicans (61%) feel it is important to find and prosecute the January 6<sup>th</sup> rioters.

Do you support or oppose the actions of the Trump supporters who broke into the Capitol building on January 6<sup>th</sup>?

(November 22<sup>nd</sup> poll) How important, if at all, do you think it is for federal law enforcement agencies to find and prosecute those who broke into the U.S. Capitol on January 6<sup>th</sup>?

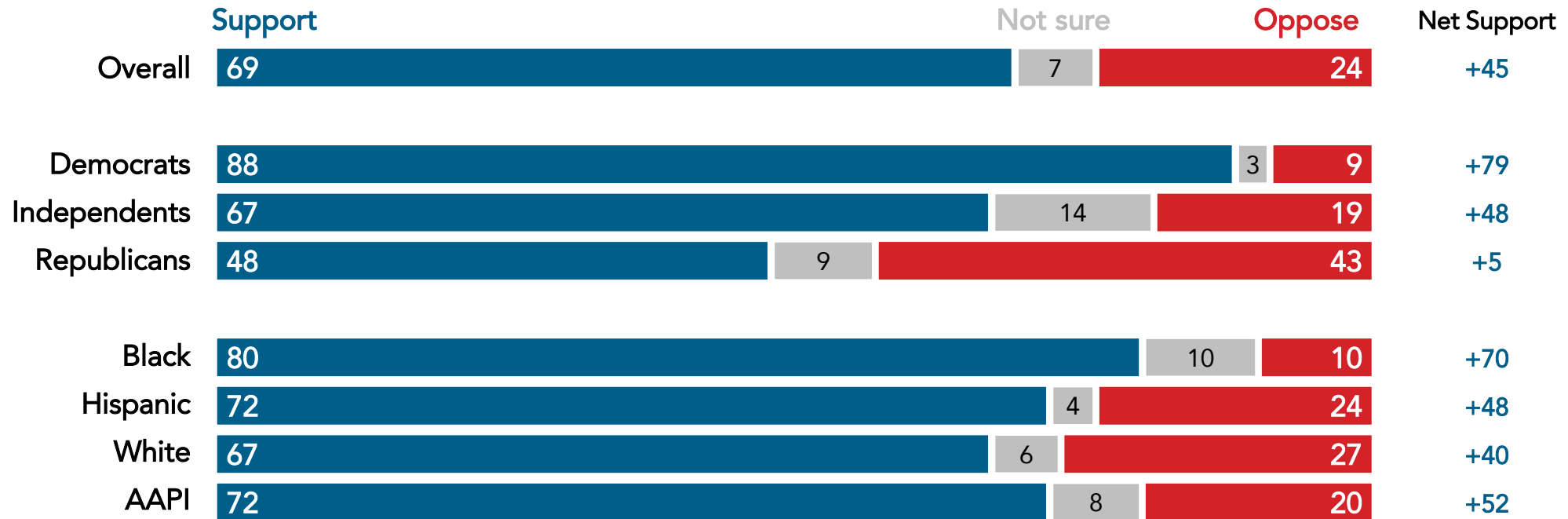


Nationwide surveys of registered voters; Each wave represents approximately 1,000 interviews taken over the prior three-five days. Latest wave conducted December 3-December 6, 2021. For more info, visit [navigatorresearch.org](http://navigatorresearch.org)

# A Majority Support the House Investigation into January 6<sup>th</sup>

Majorities of Democrats (88%) and independents (67%) support the investigation; Republicans are more split, though more support the investigation than oppose it (+5 net support).

As you may know, there is currently an investigation by the U.S. House of Representatives into what happened on January 6<sup>th</sup> at the Capitol and the events leading up to it. Do you support or oppose this investigation?



Nationwide survey of 1,000 registered voters conducted November 18-November 22, 2021.  
For more info, visit [navigatorresearch.org](https://navigatorresearch.org).

# Three in Four Americans Watched News About January 6<sup>th</sup> on That Day

Across partisanship and media consumption, overwhelming majorities report having watched news coverage of the events of January 6<sup>th</sup>.

Did you watch any news about the attack on the U.S. Capitol on January 6<sup>th</sup> while it was happening that day?



"OANN," "Newsmax," "CNN," and "MSNBC" viewers are defined as those who report watching each channel respectively at least a few times a month. "Fox News Republicans" are defined as those who identify as Republicans and say Fox News is their "main source of news about politics and current events in the U.S." Nationwide survey of 1,000 registered voters conducted November 18-November 22, 2021. For more info, visit [navigatorresearch.org](http://navigatorresearch.org).

# Range of Items Tying Republicans in Congress to the Events of January 6<sup>th</sup> Are “Very Concerning”

Independents who do not strongly approve of Congressional Republicans are most concerned by Republican members helping organizers and the role of white supremacist factions in deciding the direction of the Republican Party.

[Asked of those who do not strongly approve of the job Republicans in Congress are doing] Please indicate how concerning you find the following statements that have been made about how many Republican members of Congress responded to the attack at the United States Capitol building.

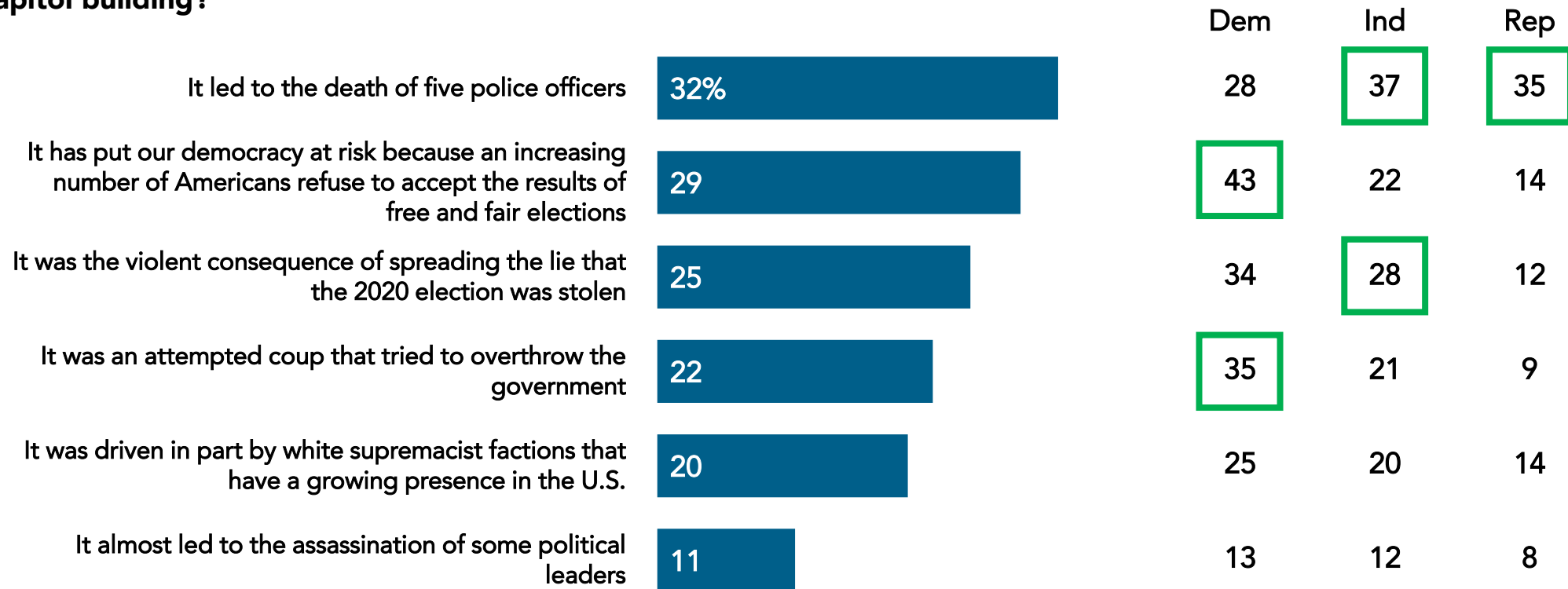
	Very concerning	Somewhat concerning	Not that/at all concerning	Total	Dem	Ind	Rep	Black	Hisp.	White	AAPI
Some Republican members assisted or encouraged the organizers of the attack on January 6 <sup>th</sup>	51	21	28	72	91	75	47	84	73	70	73
They continue to spread Donald Trump's lie that the 2020 election was stolen, which directly led to the Capitol attack	50	19	31	69	90	70	40	83	71	66	74
They continue to allow the white supremacist factions present at the January 6 <sup>th</sup> attack to play a dominant role in deciding the direction of the Republican Party	50	23	28	72	92	77	45	85	77	69	74
They voted against investigating basic facts about what happened at the attack at the Capitol building on January 6 <sup>th</sup>	49	23	28	72	92	73	46	86	71	69	73
They have defended some of the people involved in the attack, saying they shouldn't be prosecuted	48	23	28	72	92	74	45	85	69	70	74
They receive campaign contributions from people behind the Capitol building attack	48	24	28	72	92	73	46	89	74	69	70
They voted against increasing security at the U.S. Capitol building to help prevent future attacks	47	26	27	73	91	72	49	84	74	70	75
They continue to support Donald Trump even though he has done nothing to hold the January 6 <sup>th</sup> attackers accountable	46	19	34	66	90	65	34	83	70	62	70

Nationwide survey of 1,000 registered voters conducted November 18-November 22, 2021. For more info, visit [navigatorresearch.org](http://navigatorresearch.org).

# Americans Are Most Troubled By the Death of Police Officers and the Risk January 6<sup>th</sup> Placed Our Democracy In

For independents, the top two concerns are the related deaths of police officers and that the insurrection was the violent consequence of spreading the belief the 2020 election was stolen.

Which of the following are the most concerning things to you personally about what happened at the January 6<sup>th</sup> attack at the Capitol building?



Nationwide survey of 1,000 registered voters conducted November 18-November 22, 2021. For more info, visit [navigatorresearch.org](http://navigatorresearch.org).

# On the Insurrection's Impact on Future Elections and Voting Rights, Americans Find a Range of Items Concerning

Independents are most concerned that Donald Trump encouraged violence (75%) and by the threat of an extremist minority government (75%).

Please indicate how concerning you find these statements that have been made about the attack on the U.S. Capitol on January 6<sup>th</sup>.

	Very concerning	Somewhat concerning	Not that/at all concerning	% Total Concerning							
				Total	Dem	Ind	Rep	Black	Hisp.	White	AAPI
Donald Trump and other elected Republicans encouraged violence on January 6 <sup>th</sup> against members of Congress and Trump's own Vice President to steal an election that Trump lost. Now, elected Republicans are trying to rig election rules in state legislatures across the country to make it easier to successfully steal future elections	51	17	33	67	95	67	36	83	76	62	86
Donald Trump encouraged violence, while elected Republicans stood idly by on January 6 <sup>th</sup> , against members of Congress and his own Vice President to steal an election that Trump lost. Now, elected Republicans are trying to rig election rules in states across the country to make it easier to successfully steal future elections	49	17	34	66	90	75	36	85	81	60	78
The January 6 <sup>th</sup> attack on the Capitol was the beginning of an extended campaign by Donald Trump and elected Republicans to undermine confidence in our electoral system through any means necessary, including reducing the voting power of communities of color through partisan redistricting and laws restricting the right to vote	49	17	34	66	93	68	35	81	74	62	83
The January 6 <sup>th</sup> attack on the Capitol was an event that sent a signal to elected Republican officials in Washington that their supporters would stand behind any attempts to undermine American democracy to hold on to power, which is now leading Republicans in state legislatures across the country to pass laws severely restricting voting rights	48	19	33	67	93	68	37	82	77	62	81
The January 6 <sup>th</sup> attack on the Capitol was the beginning of an extended campaign by Donald Trump and elected Republicans to ensure an extremist minority is overrepresented in our democracy to pass laws that ban abortion, give tax breaks to the wealthy and big corporations, and ignore crises like the pandemic and climate change	47	19	34	66	91	75	35	84	84	59	82

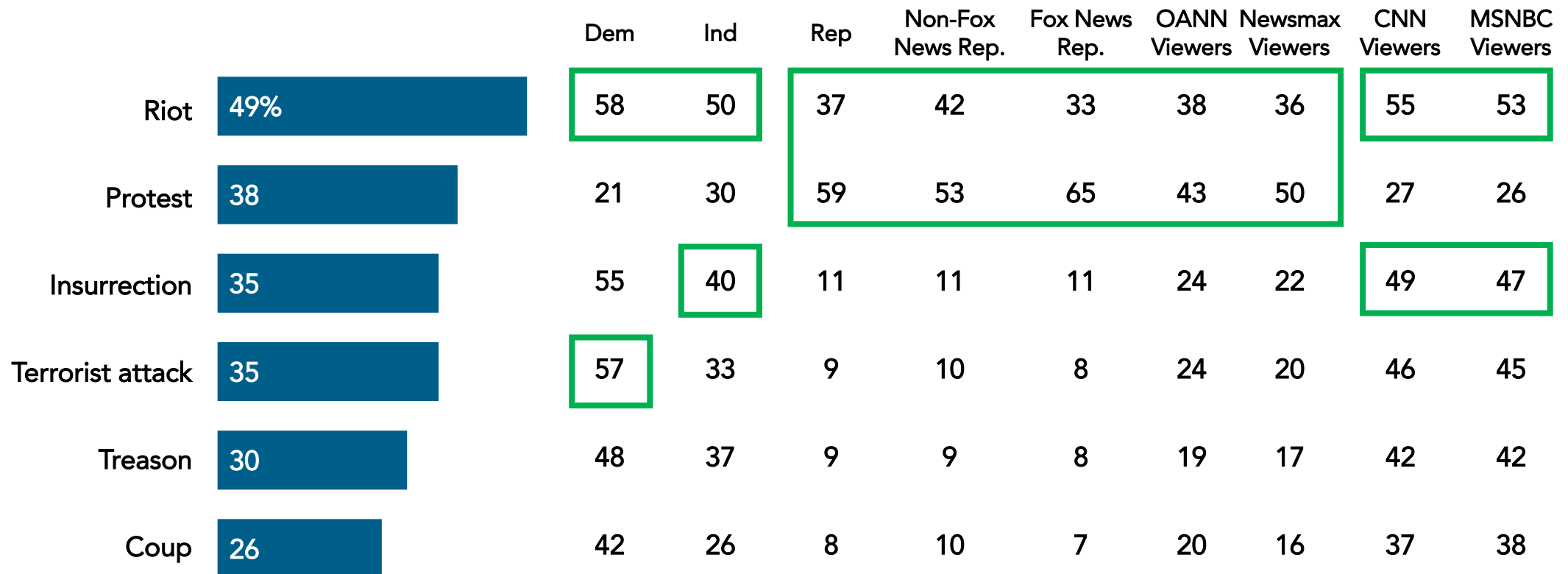
Nationwide survey of 1,000 registered voters conducted December 3-December 6, 2021. For more info, visit [navigatorresearch.org](https://navigatorresearch.org).



# Americans See January 6<sup>th</sup> as a “Riot,” Though Republicans Call It a “Protest” and Democrats, a “Terrorist Attack”

Independents are most likely to call the event a “riot,” (50%) followed by “insurrection,” (40%) and “treason” (37%).

Which of the following words best describes the events that took place by Trump supporters entering the Capitol Building?



“OANN,” “Newsmax,” “CNN,” and “MSNBC” viewers are defined as those who report watching each channel respectively at least a few times a month. “Fox News Republicans” are defined as those who identify as Republicans and say Fox News is their “main source of news about politics and current events in the U.S.” Nationwide survey of 1,000 registered voters conducted November 18-November 22, 2021. For more info, visit [navigatorresearch.org](http://navigatorresearch.org).

# navigator\*

## About Navigator

In a world where the news cycle is the length of a tweet, our leaders often lack the real-time public-sentiment analysis to shape the best approaches to talking about the issues that matter the most. Navigator is designed to act as a consistent, flexible, responsive tool to inform policy debates by conducting research and reliable guidance to inform allies, elected leaders, and the press. Navigator is a project led by pollsters from Global Strategy Group and GBAO along with an advisory committee, including: Andrea Purse, progressive strategist; Arkadi Gerney, The Hub Project; Joel Payne, The Hub Project; Christina Reynolds, EMILY's List; Delvone Michael, Working Families; Felicia Wong, Roosevelt Institute; Mike Podhorzer, AFL-CIO; Jesse Ferguson, progressive strategist; Navin Nayak, Center for American Progress Action Fund; Stephanie Valencia, EquisLabs; and Melanie Newman, Planned Parenthood Action Fund.

## About the Study

Global Strategy Group conducted public opinion surveys among samples of 1,000 registered voters from November 18-November 22, 2021 and December 3-6, 2021. Additional interviews were conducted among approximately 100 Hispanic voters per survey, approximately 70 Asian American and Pacific Islander voters per survey, approximately 100 African American voters per survey, and approximately 100 independent voters per survey. Both surveys were conducted online, recruiting respondents from an opt-in online panel vendor. Respondents were verified against a voter file and special care was taken to ensure the demographic composition of our sample matched that of the national registered voter population across a variety of demographic variables.

For Press inquiries contact:

[press@navigatorresearch.org](mailto:press@navigatorresearch.org)

To learn more about Navigator:

<http://navigatorresearch.org>

@NavigatorSurvey on Twitter