

navigator*

Tuesday, February 1st

A Guide for
Advocates



Key Takeaways:

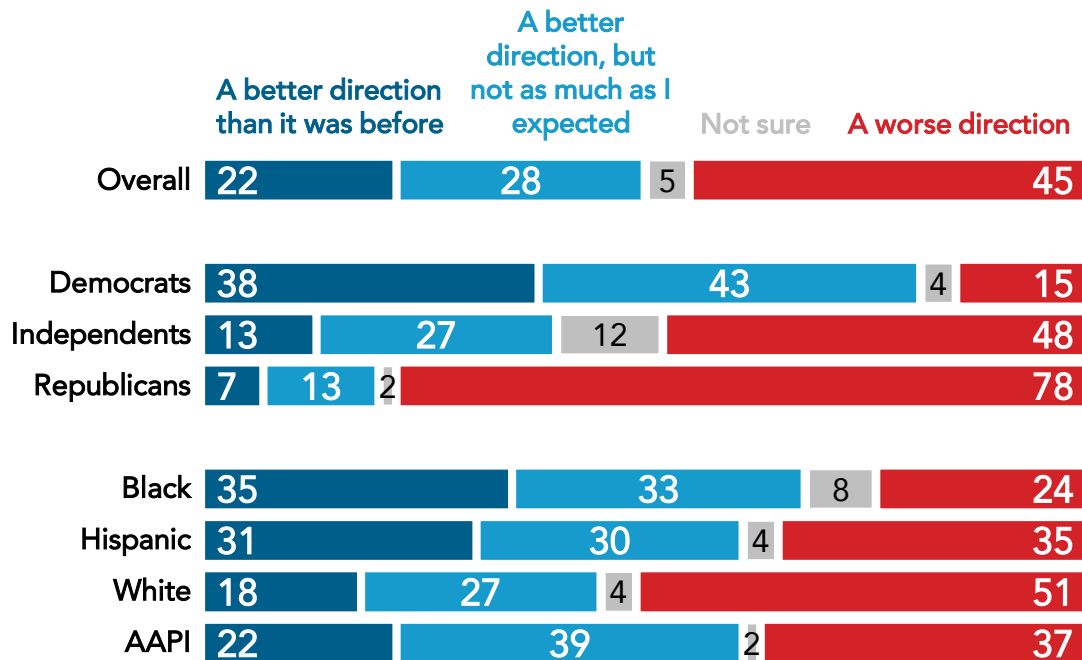
- A majority say they have felt “frustrated” since Biden was elected, though that number jumps to seven in ten when Biden’s presidency is not provided as context.
- Bipartisan majorities support new legislation to limit the ability of members of Congress to trade stocks while in office.
- There has been an increase in the share of Americans who report hearing about the Freedom to Vote Act as a majority continue to support it.

Americans Are Divided on the Direction of the Country Compared to a Year Ago, With or Without the Context of Biden

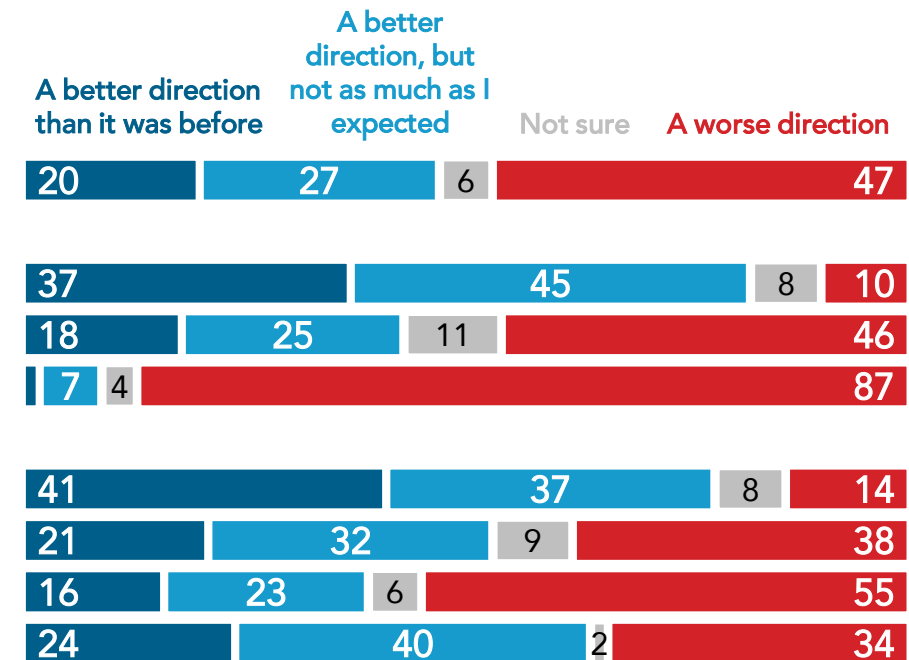
Without mentioning Biden taking office, 45% of Americans say the country is headed in a worse direction; with mention of the president, 47% say the same.

- Among Republicans, without context of Biden, 78% say “worse”: with, the number jumps to 87%.

How would you characterize what has changed in the last year in the United States? The country is heading in...



How would you characterize what has changed in the last year in the United States since Joe Biden took office? The country is heading in...



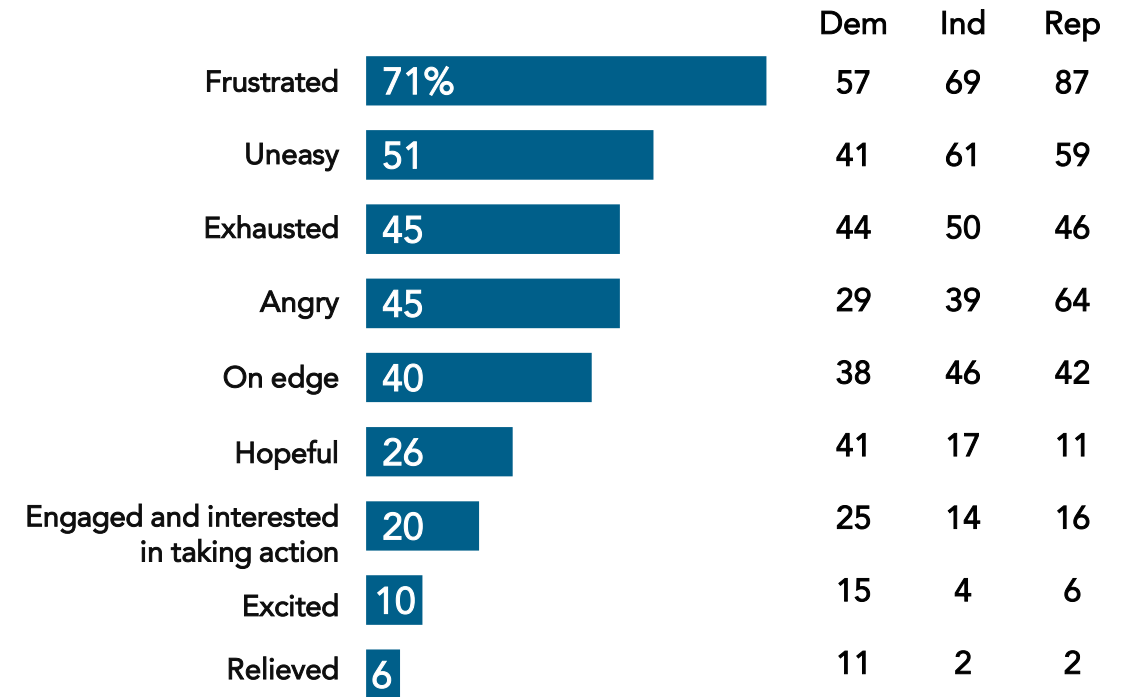
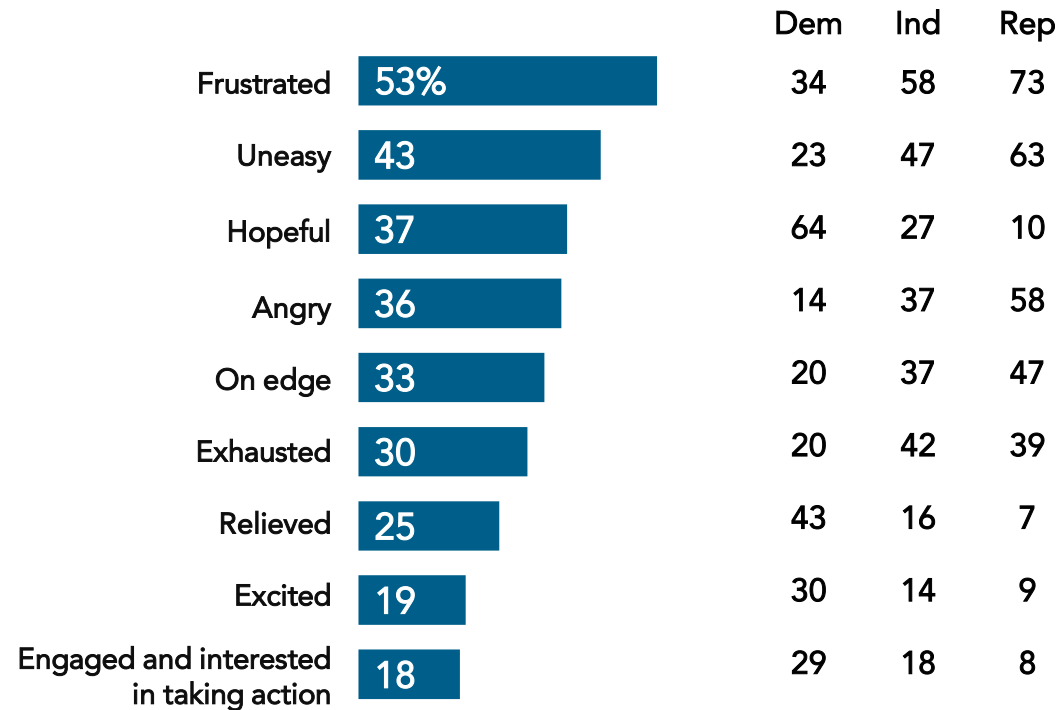
Nationwide surveys of registered voters; Each wave represents approximately 1,000 interviews taken over the prior three-five days. Latest wave conducted January 20-January 24, 2022. For more info, visit navigatorresearch.org

While Half Feel “Frustrated” Since Biden Was Elected, Far More “Frustrated” In General Than With Biden

Provided the context of “since Biden was elected,” 64% of Democrats say they feel “hopeful,” 43% “relieved,” and 30% “excited.”

Below are some emotions people feel about politics. Please select ALL that you have felt about politics since Biden was elected.

Below are some emotions people feel about politics. Please select ALL that you have felt about politics today.



Nationwide surveys of registered voters; Each wave represents approximately 1,000 interviews taken over the prior three-five days. Latest wave conducted January 20-January 24, 2022. For more info, visit navigatorresearch.org

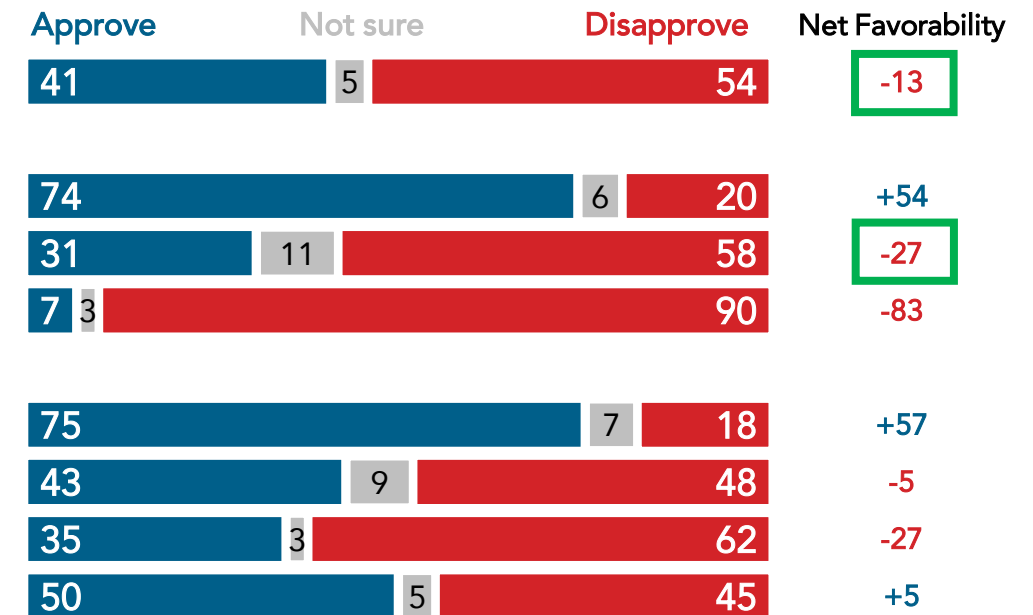
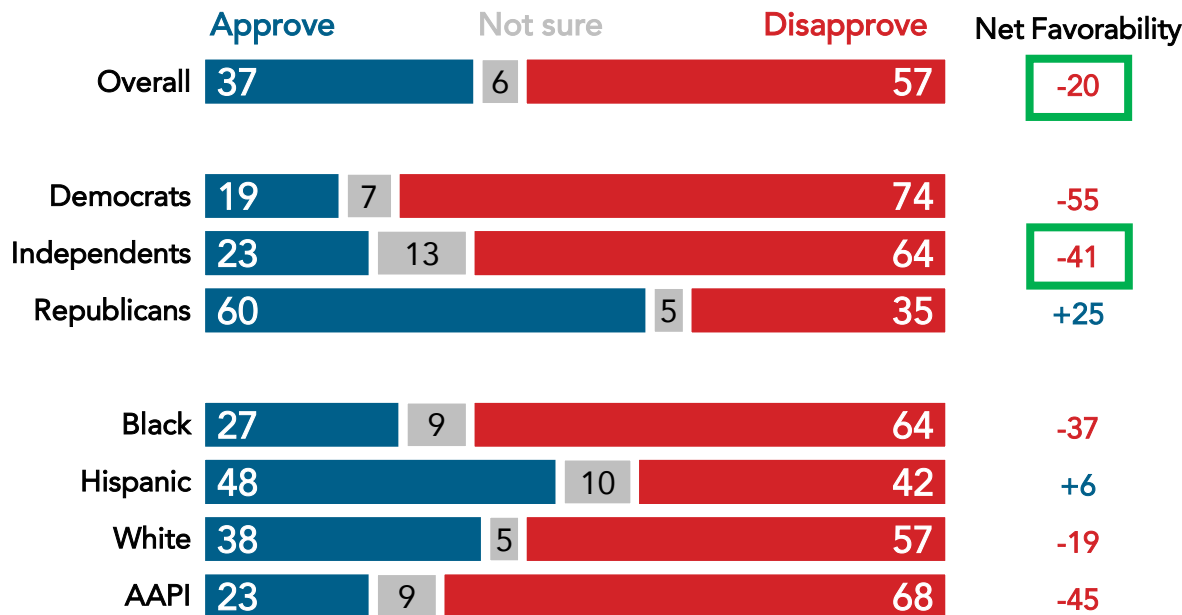
Though Both Congressional Democrats and Republicans Are Underwater, Republicans Are More Deeply So

Among independents, while net approval for Democrats in Congress is at -27, for Republicans in Congress, it is at net -41.

- While Democrats in Congress are at +54 among Democrats, Republicans in Congress are at just +25 among Republicans.

Do you approve or disapprove of the way **Republicans in Congress** are handling their jobs?

Do you approve or disapprove of the way **Democrats in Congress** are handling their jobs?

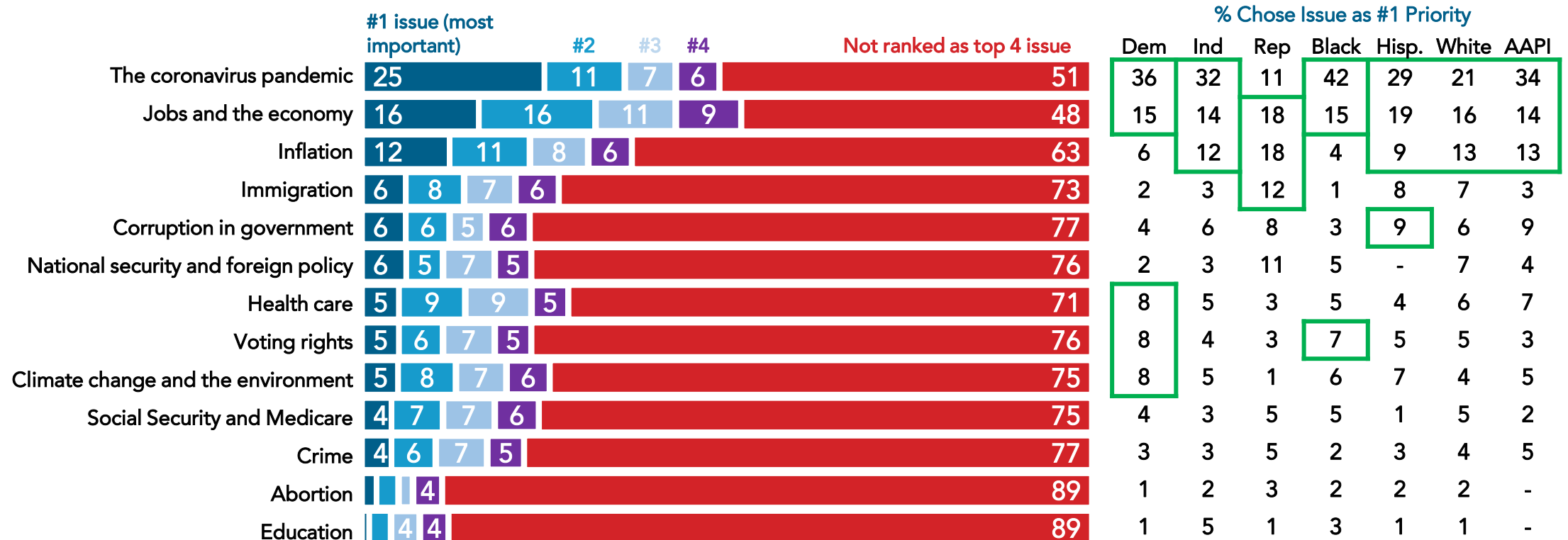


Nationwide surveys of registered voters; Each wave represents approximately 1,000 interviews taken over the prior three-five days. Latest wave conducted January 20-January 24, 2022. For more info, visit navigatorresearch.org

Pandemic Is First Priority for One in Four Americans

Democrats (36%) and independents (32%) rank the pandemic as their #1 issue, while just 11% of Republicans do the same; Republicans' top issues are jobs and the economy (18%), inflation (18%), and immigration (12%).

Select the top four issues that you feel are most important for President Joe Biden and Congress to focus on. [IF CHOICE IN PREVIOUS] Below are the items you chose in the previous question. Please rank them in order of importance for President Biden and Congress to focus on, with 1 being the most important.

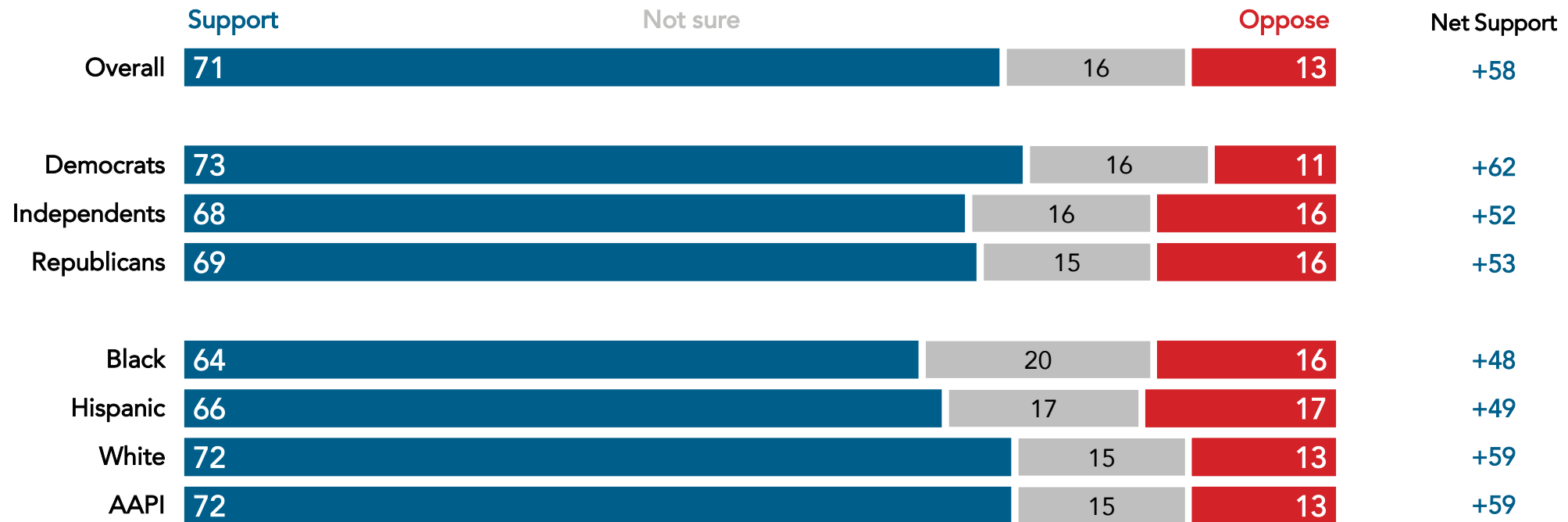


Nationwide surveys of registered voters; Each wave represents approximately 1,000 interviews taken over the prior three-five days. Latest wave conducted January 20-January 24, 2022. For more info, visit navigatorresearch.org

New Legislation to Ban Members of Congress from Trading Stocks Earns Majority Bipartisan Support

Two in three Americans across party lines support legislation that would limit the ability of members of Congress from trading stocks in office.

As you may know, legislation was recently introduced that would limit the ability of members of Congress to trade stocks while in office. Knowing this, do you support or oppose this legislation to limit members of Congress from tracking stocks in office?



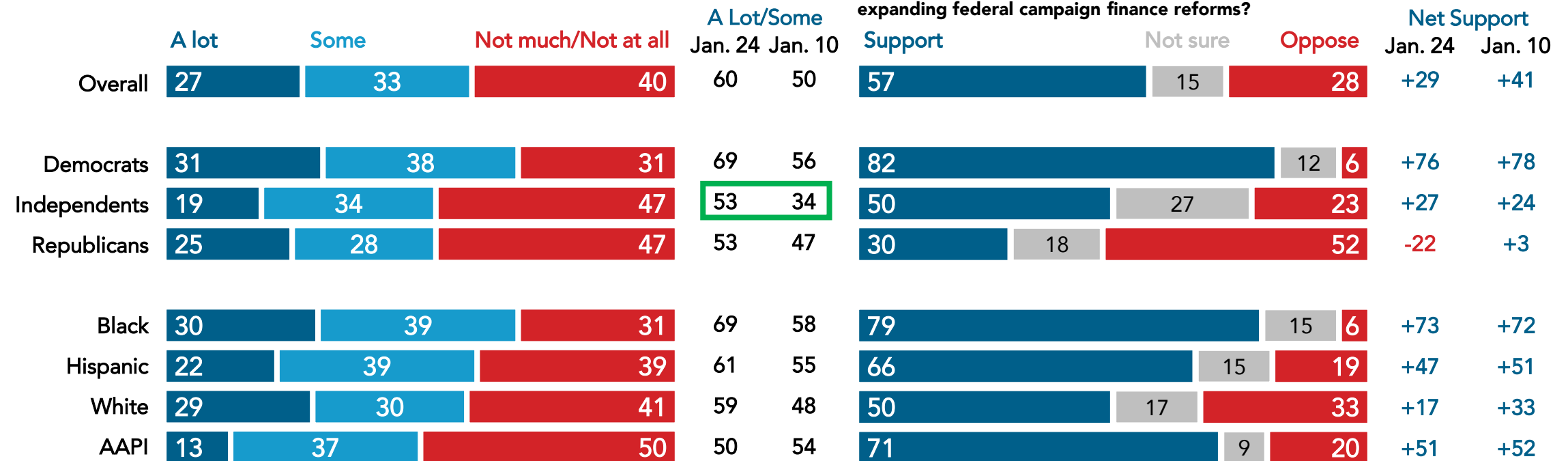
Nationwide survey of 1,000 registered voters conducted January 20-January 24, 2022.
For more info, visit navigatorresearch.org.

There Has Been an Uptick in Familiarity With the Freedom to Vote Act as Majorities Continue to Support It

There was a 19-point uptick among independents hearing about the Freedom to Vote Act in the last two weeks as net support ticked up 3 points; Republican support for the legislation dropped 25 points in the same period of time.

How much have you seen, read, or heard recently about the Freedom to Vote Act?

Regardless of how much you have heard about the Freedom to Vote Act, do you support or oppose new legislation that would establish national standards to protect Americans' freedom to vote, require every state to have automatic voter registration, make Election Day a holiday, restore federal voting rights to formerly incarcerated Americans, and address "dark money" in the electoral process, by modernizing and expanding federal campaign finance reforms?

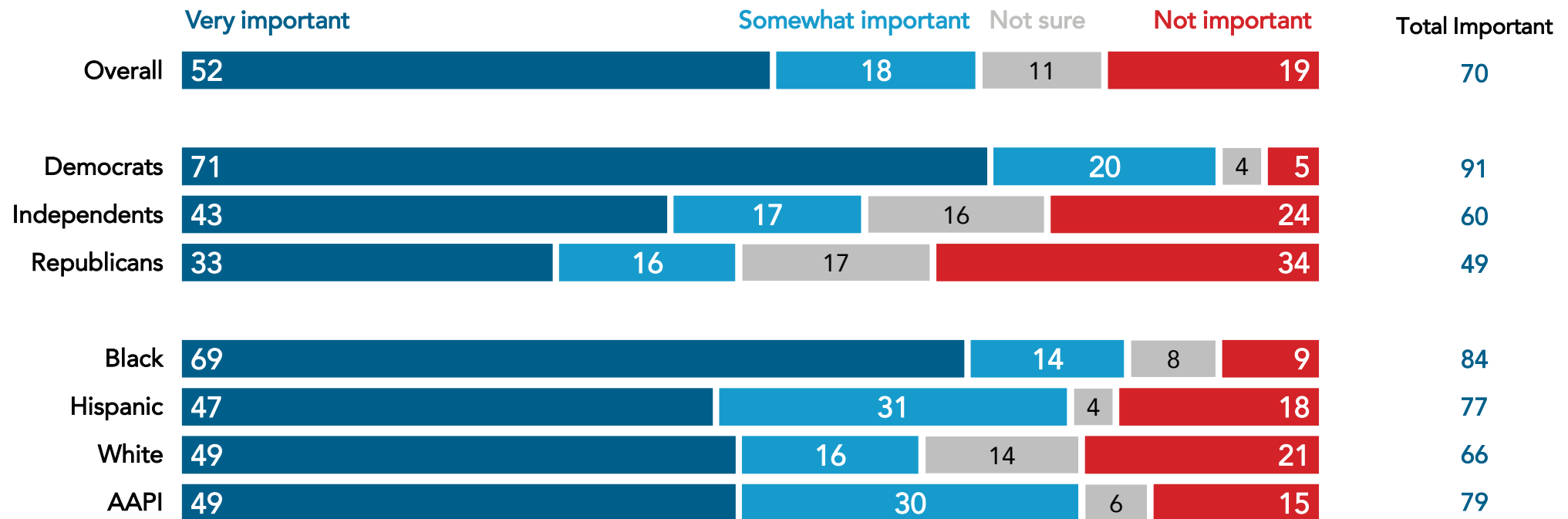


Nationwide surveys of registered voters; Each wave represents approximately 1,000 interviews taken over the prior three-five days. Latest wave conducted January 20-January 24, 2022. For more info, visit navigatorresearch.org

Seven in Ten Say Passing Voting Rights Legislation Is Important

A majority say passing voting rights legislation is “very important,” including 43% of independents and 33% of Republicans.

How important is it to you to pass voting rights legislation in order to protect all Americans’ free and fair right to vote?

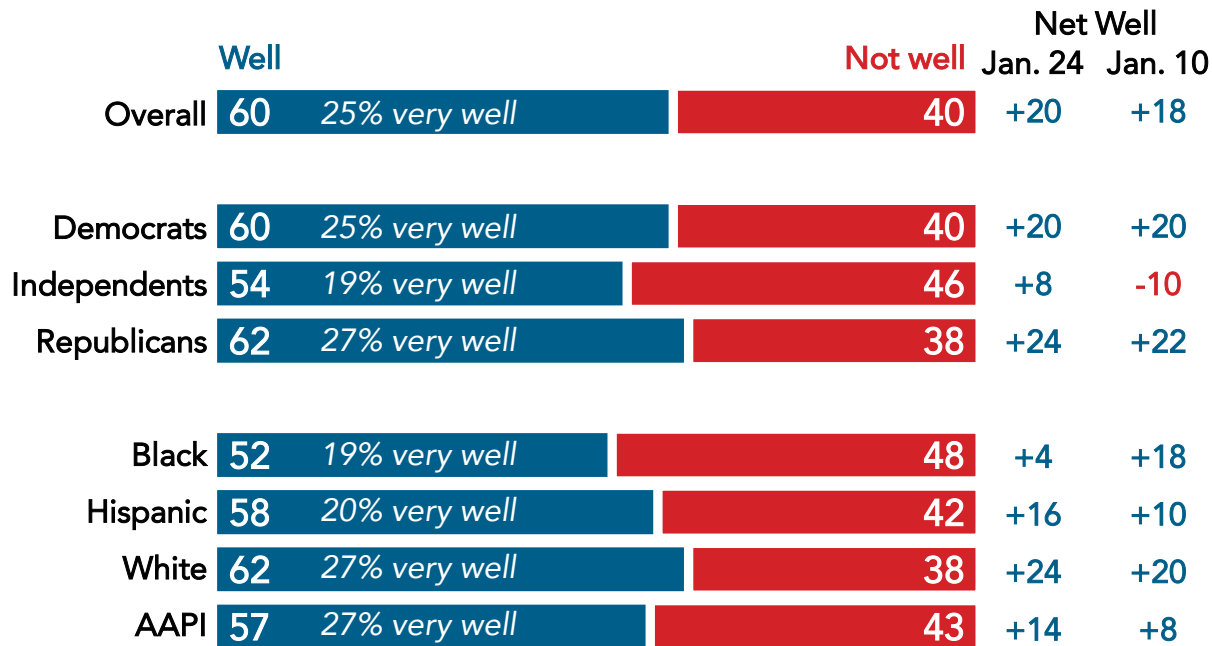


Nationwide survey of 1,000 registered voters conducted January 20-January 24, 2022.
For more info, visit navigatorresearch.org.

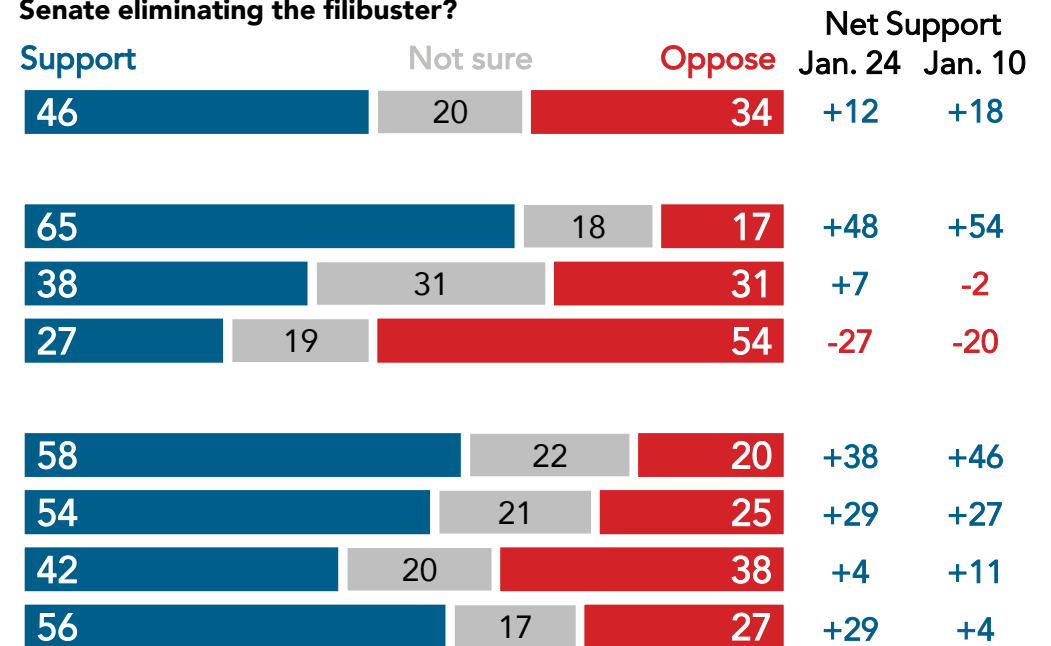
Three in Five Report Understanding the Filibuster While a Plurality Support Eliminating It

Nearly two in five independents support eliminating the filibuster (38%), while 31% say they are not sure.

How well do you understand what the filibuster is?



As you may know, some people have argued that we need to eliminate the filibuster as a Senate rule, which is a loophole that allows a small minority of U.S. senators to block legislation that a majority of senators support by requiring 60 votes instead of a simple majority. Do you support or oppose the Senate eliminating the filibuster?



Nationwide surveys of registered voters; Each wave represents approximately 1,000 interviews taken over the prior three-five days. Latest wave conducted January 20-January 24, 2022. For more info, visit navigatorresearch.org

navigator*

About Navigator

In a world where the news cycle is the length of a tweet, our leaders often lack the real-time public-sentiment analysis to shape the best approaches to talking about the issues that matter the most. Navigator is designed to act as a consistent, flexible, responsive tool to inform policy debates by conducting research and reliable guidance to inform allies, elected leaders, and the press. Navigator is a project led by pollsters from Global Strategy Group and GBAO along with an advisory committee, including: Arkadi Gerney, The Hub Project; Joel Payne, The Hub Project; Christina Reynolds, EMILY's List; Mike Podhorzer, AFL-CIO; Jesse Ferguson, progressive strategist; Navin Nayak, Center for American Progress Action Fund; Stephanie Valencia, EquisLabs; and Melanie Newman, Planned Parenthood Action Fund.

About the Study

Global Strategy Group conducted public opinion surveys among a sample of 1,000 registered voters from January 20-January 24, 2021. 100 additional interviews were conducted among Hispanic voters. 75 additional interviews were conducted among Asian American and Pacific Islander voters. 100 additional interviews were conducted among African American voters. 100 additional interviews were conducted among independent voters. The survey was conducted online, recruiting respondents from an opt-in online panel vendor. Respondents were verified against a voter file and special care was taken to ensure the demographic composition of our sample matched that of the national registered voter population across a variety of demographic variables.

For Press inquiries contact:

press@navigatorresearch.org

To learn more about Navigator:

<http://navigatorresearch.org>

@NavigatorSurvey on Twitter