

navigator*

Thursday, January 27th

Omicron: A Guide for Advocates



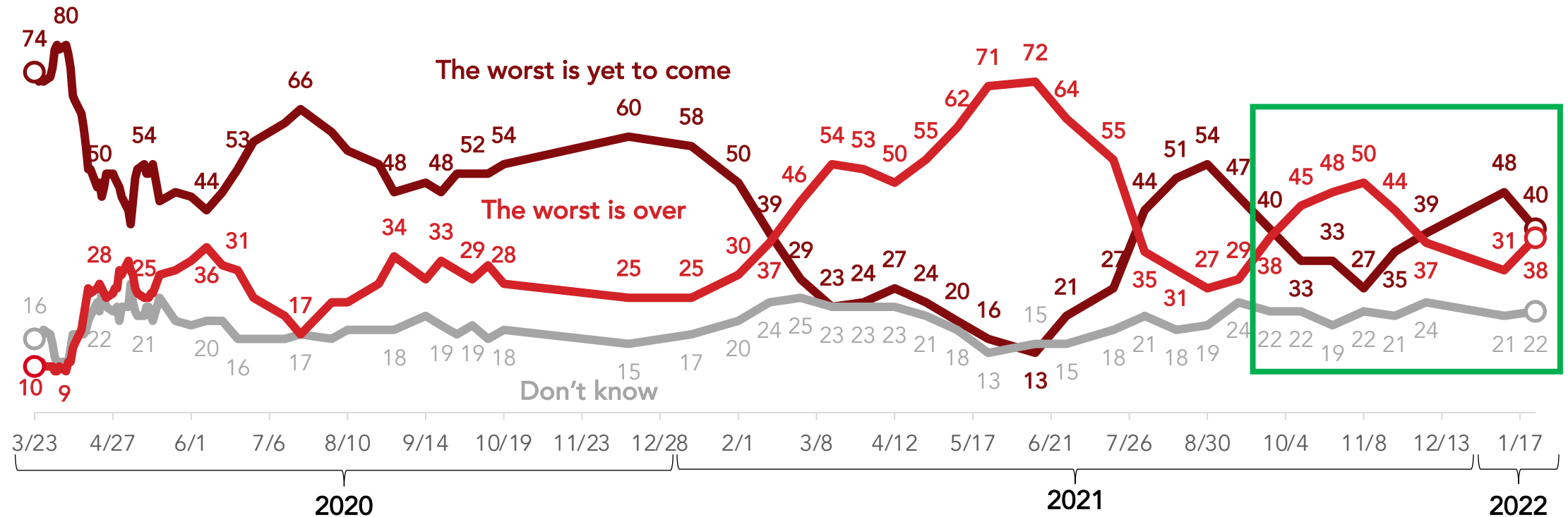
Key Takeaways:

- While the share saying "the worst is yet to come" in the pandemic is declining, vast majorities remain concerned about the spread of Omicron nationally and in their community.
- Two in three have heard about President Biden's plans to both send tests and distribute masks nationwide, with each earning support from more than seven in ten Americans.
- Vaccinated Americans say Republicans' spreading misinformation and promoting conspiracy theories are the most concerning aspects of how they have handled the pandemic.

Perceptions the “Worst Is Yet to Come” in the Pandemic Have Waned Since Early January

The drop is bipartisan: the share of Democrats who say the “worst is yet to come” went from 49% last wave to 41% this wave, among independents the drop was from 52% to 38%, and among Republicans, 46% to 40%.

When it comes to the coronavirus pandemic in the United States, do you personally think that...



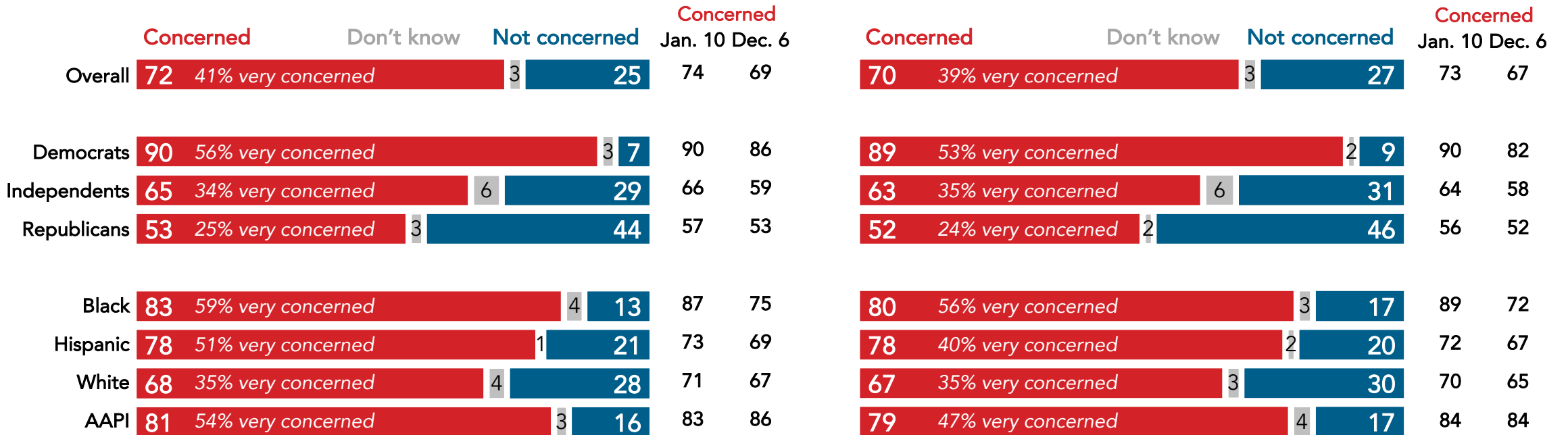
Nationwide surveys of registered voters; Each wave represents approximately 1,000 interviews taken over the prior three-five days. Latest wave conducted January 20-January 24, 2022. For more info, visit navigatorresearch.org

Still, Seven in Ten Say They Are Concerned About Omicron's Spread Both Nationally and Locally

Intensity of concerns has waned modestly since early January: 44% said they were "very concerned" about national spread and 43% about local spread in early January, while just 41% and 39% respectively say the same in our most recent wave.

How concerned are you about the spread of the Omicron variant of coronavirus in the United States?

How concerned are you about the spread of the Omicron variant of coronavirus in your community and state?

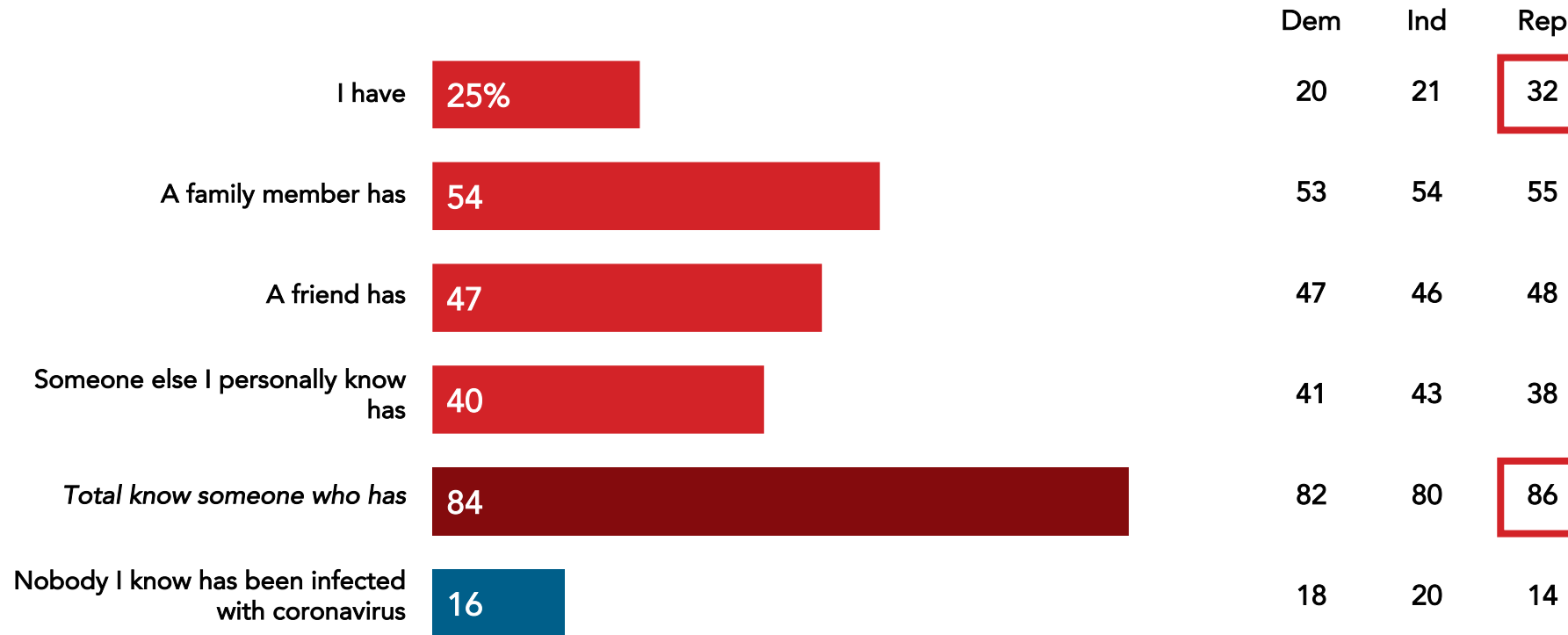


Nationwide surveys of registered voters; Each wave represents approximately 1,000 interviews taken over the prior three-five days. Latest wave conducted January 20-January 24, 2022. For more info, visit navigatorresearch.org

One in Four Report Having Had Coronavirus Since the Pandemic Began; More than Four in Five Know Someone Infected

Republicans (86%) are more likely to know someone who has been infected than Democrats (82%) or independents (80%) – they also report the highest share of personal infection across parties (32% have personally had coronavirus).

Do you know anyone who has been infected with coronavirus at any point since the beginning of 2020?



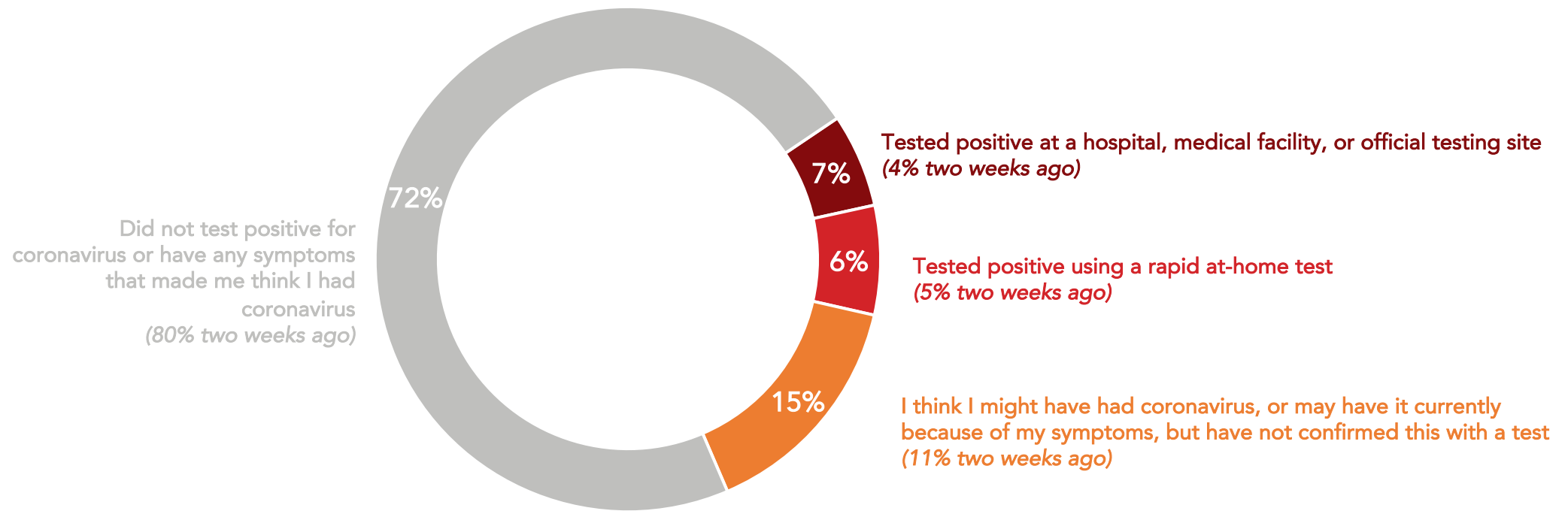
Nationwide survey of 1,000 registered voters conducted January 20-January 24, 2022. For more info, visit navigatorresearch.org.

Since Mid-December, One in Eight Americans Report Testing Positive for Coronavirus

Overall, 13% say they currently have or have had coronavirus since mid-December amid the Omicron surge, with nearly half of them testing positive at home instead of at a hospital, medical facility, or official testing site.

- In early January, 9% said they had or previously had coronavirus since mid-December.

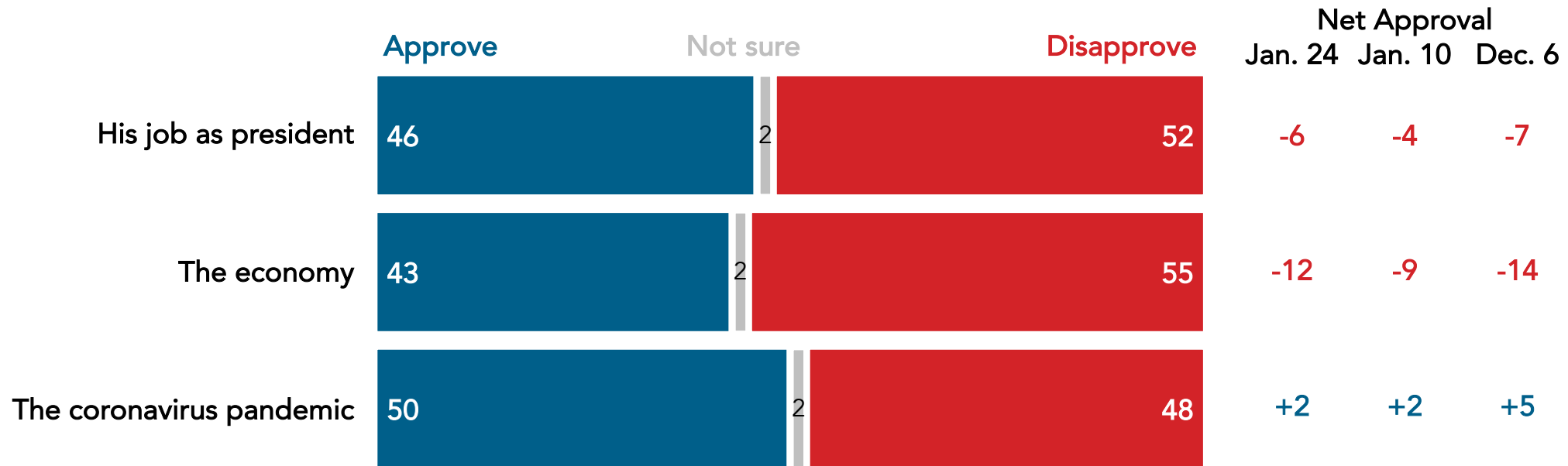
Since mid-December, when the spread of the Omicron variant first began in the United States, which best describes you? [If have/recently had coronavirus] How did you get your positive test?



Biden's Ratings Overall and on the Economy Remain Underwater, While He Is Narrowly in the Positive on Pandemic

Biden's pandemic approval ratings remain the same as they were two weeks ago (+2 net approval).

Do you approve or disapprove of the way Joe Biden is handling...

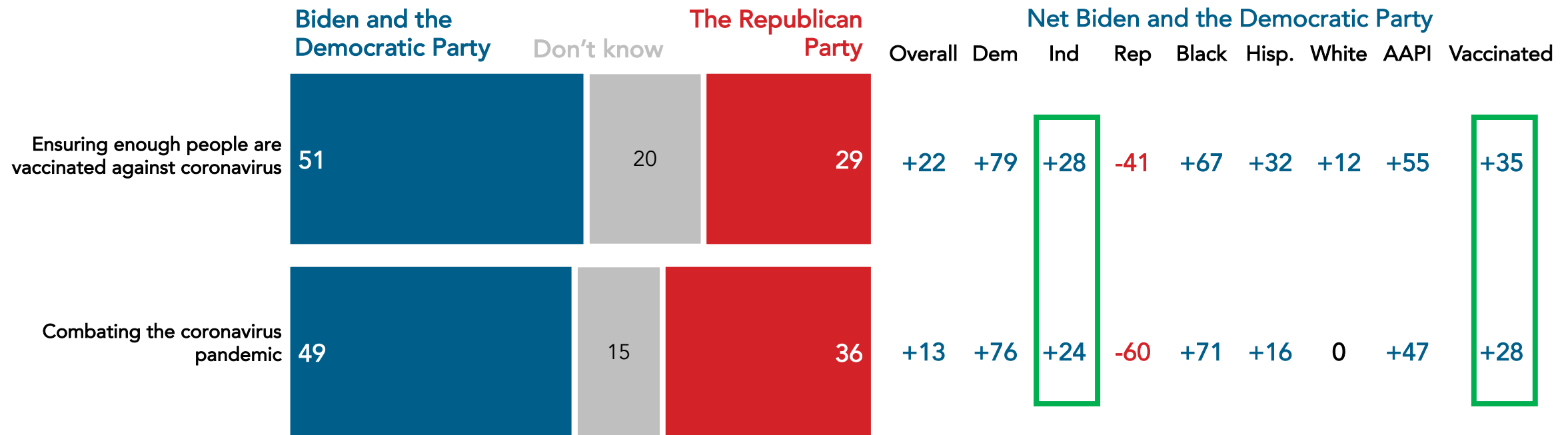


Nationwide surveys of registered voters; Each wave represents approximately 1,000 interviews taken over the prior three-five days. Latest wave conducted January 20-January 24, 2022. For more info, visit navigatorresearch.org

Biden and Democrats Remain More Trusted to Handle Pandemic-Related Issues

Independents trust Biden and Democrats more by 28 points to ensure enough people are vaccinated and by 24 points to combat the pandemic overall; among vaccinated Americans, Biden and Democrats are more trusted by 35 points and 28 points, respectively.

Below is a list of issues. Please indicate who you trust more to handle each one.

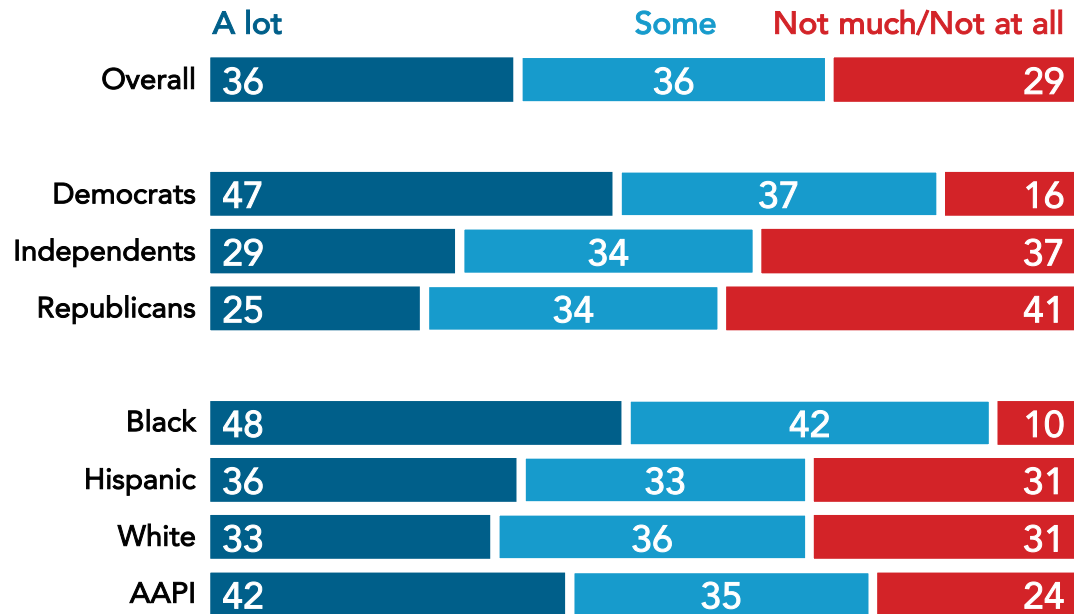


Nationwide survey of 1,000 registered voters conducted January 20-January 24, 2022. For more info, visit navigatorresearch.org.

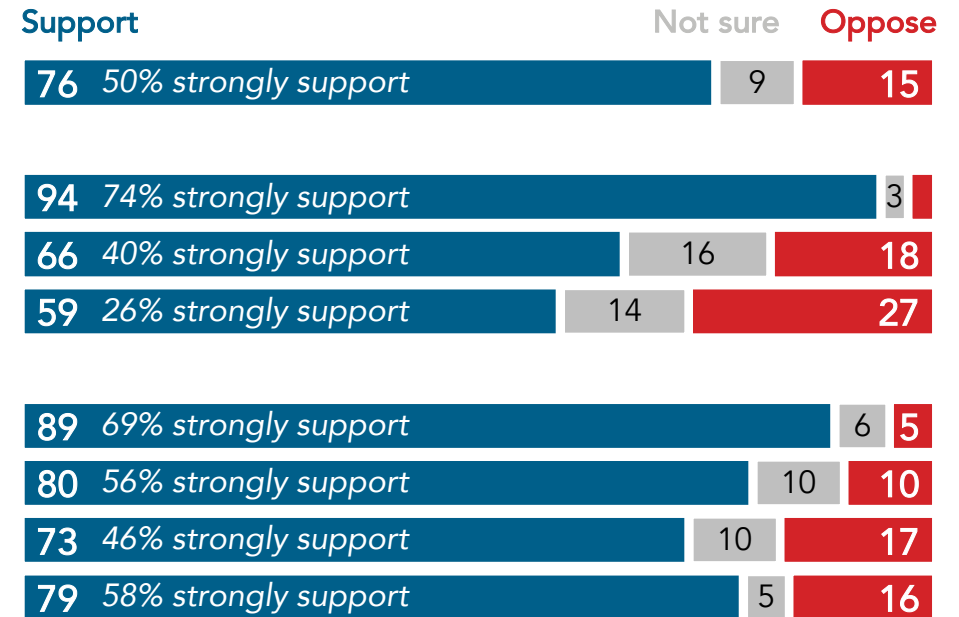
More Than Three in Four Support Biden Sending Rapid Tests to American Households as Seven in Ten Report Hearing About It

More than three in four Americans support the Biden administration sending free rapid tests to American households (76%).

How much have you seen, read, or heard about the Biden administration's new website that allows all American households to order free, at-home rapid coronavirus tests?



Do you support or oppose the Biden administration's launching of a new website that allows all American households to order free, at-home rapid coronavirus tests?

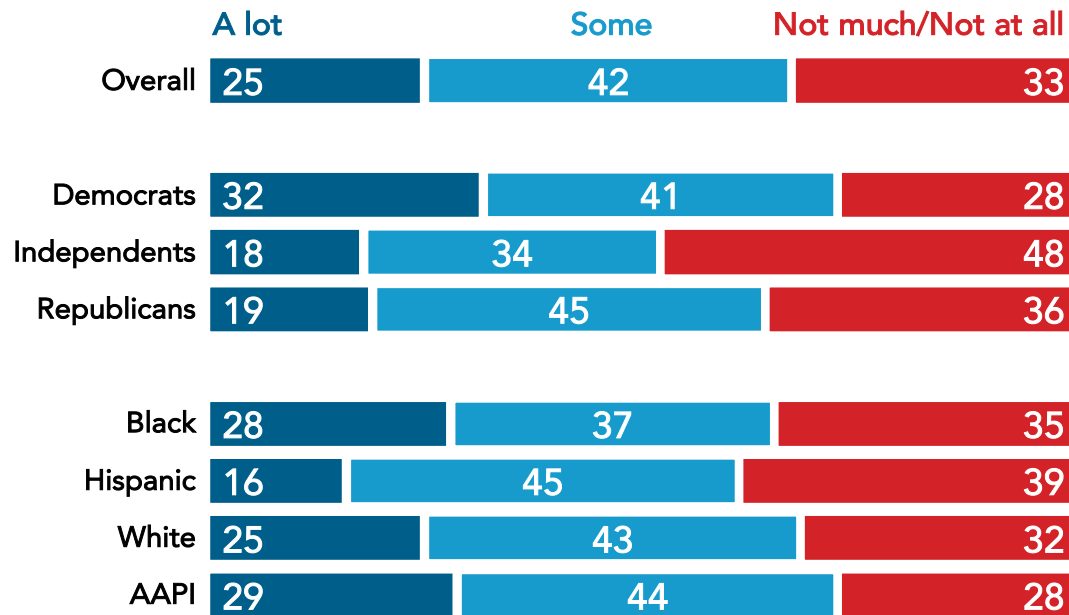


Nationwide survey of 1,000 registered voters conducted January 20-January 24, 2022. For more info, visit navigatorresearch.org.

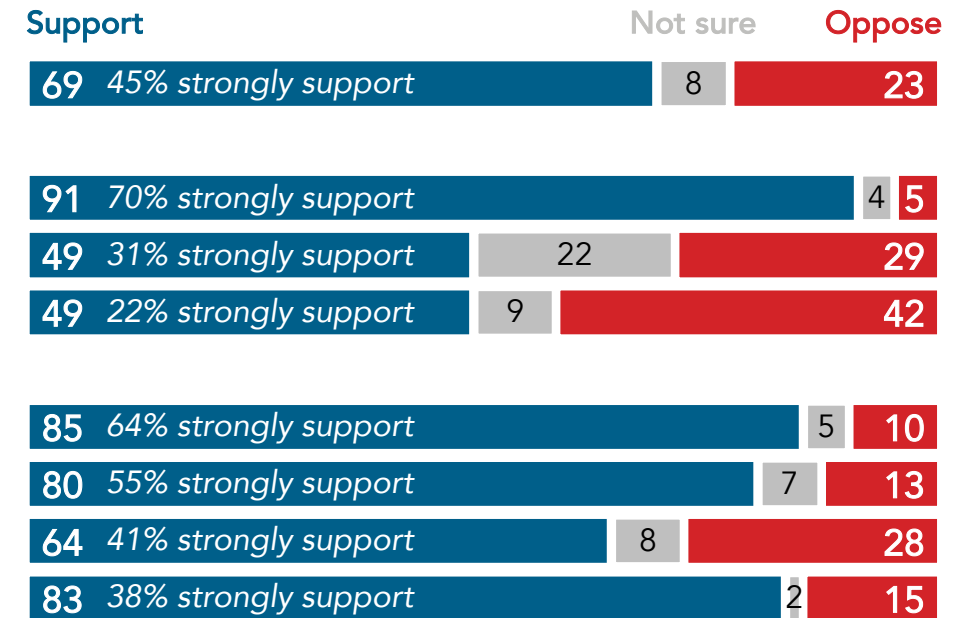
Nearly Seven in Ten Also Support Biden's Plan to Distribute Millions of Free N95 Masks

Pluralities of independents and Republicans support the Biden administration's plan to distribute 400 million free N95 masks to Americans, as do 91% of Democrats.

How much have you seen, read, or heard about the Biden administration's plan to distribute 400 million free N95 masks to Americans?



Do you support or oppose the Biden administration's plan to distribute 400 million free N95 masks to Americans?



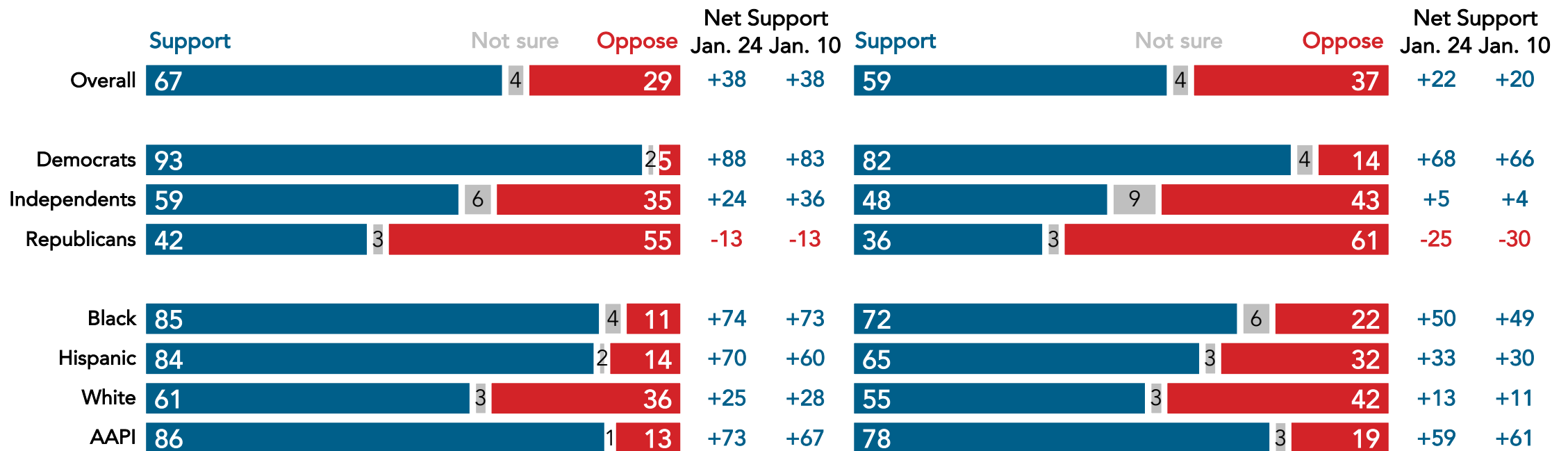
Nationwide survey of 1,000 registered voters conducted January 20-January 24, 2022. For more info, visit navigatorresearch.org.

Steady Majorities Continue to Support Mask and Vaccine Mandates

Among independents, 59% support mask mandates and nearly half (48%) support vaccine mandates.

Generally speaking, do you support or oppose the use of mask mandates to slow the spread of coronavirus?

Generally speaking, do you support or oppose the use of vaccine mandates to slow the spread of coronavirus?

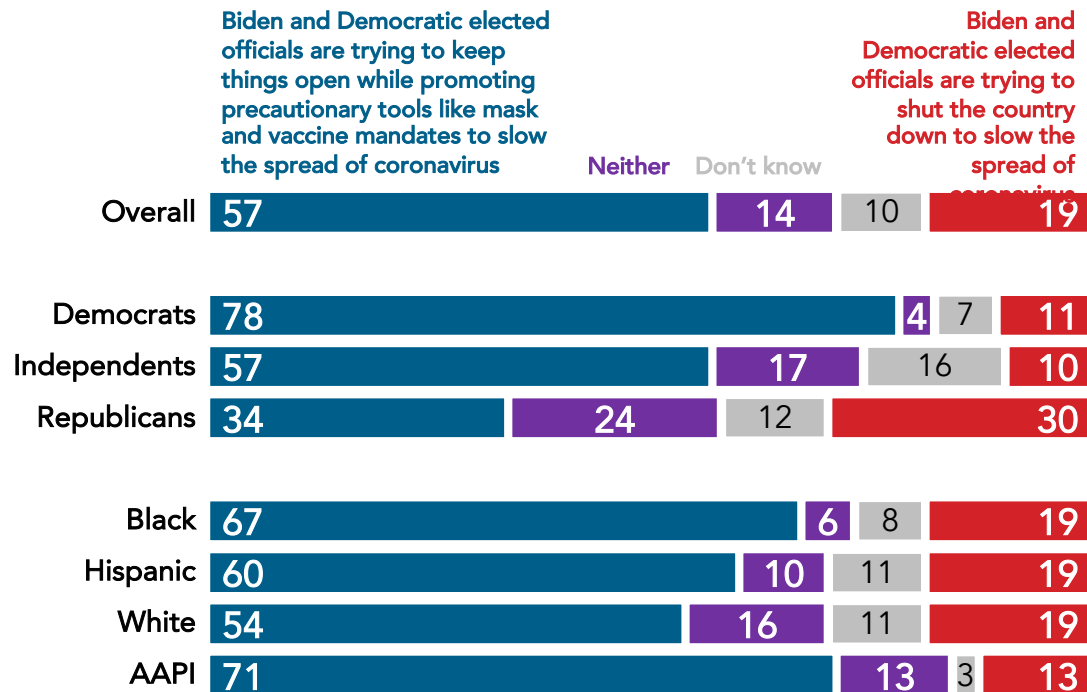


Nationwide surveys of registered voters; Each wave represents approximately 1,000 interviews taken over the prior three-five days. Latest wave conducted January 20-January 24, 2022. For more info, visit navigatorresearch.org

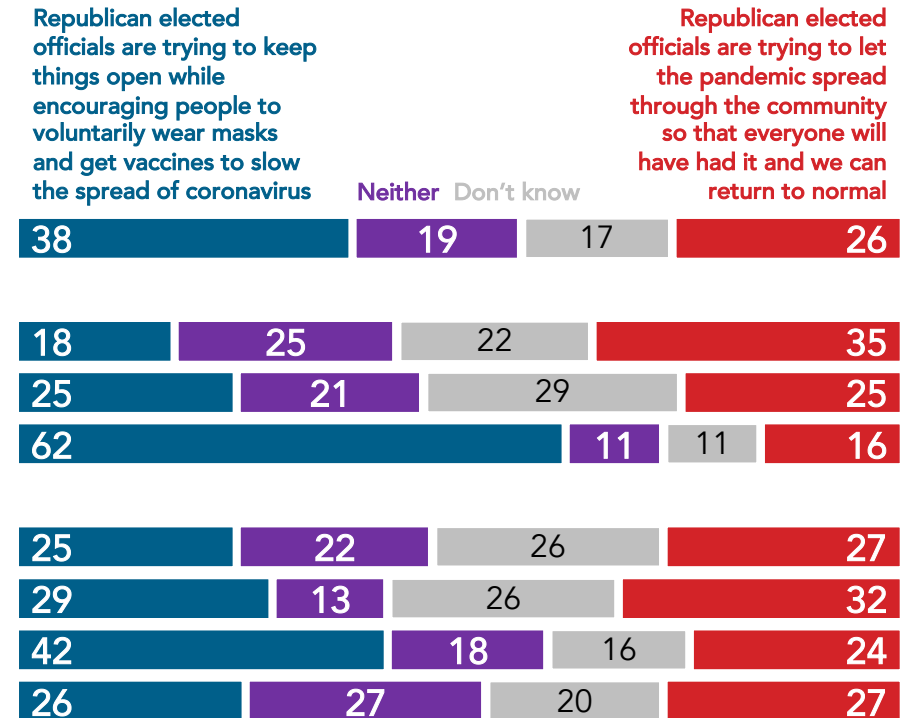
A Majority See Democrats Keeping Things Open With Precautions, While Just a Plurality Say the Same of Republicans

One in four Americans say Republican elected officials are trying to let the pandemic spread through the community, including 25% of independents.

Which best describes the current approach being taken by **President Biden and Democratic** elected officials to slow the spread of coronavirus?



Which best describes the current approach being taken by **Republican** elected officials to get past the coronavirus?



Nationwide survey of 1,000 registered voters conducted January 20-January 24, 2022. For more info, visit navigatorresearch.org.

Three in Five Agree More With Keeping Economy Open With Masks and Vaccines, Not By Returning to Pre-Pandemic Life

Three in five independents (62%) agree more with keeping the economy open with mask and vaccine requirements over returning to pre-pandemic normalcy, as do more than one in three Republicans (35%).

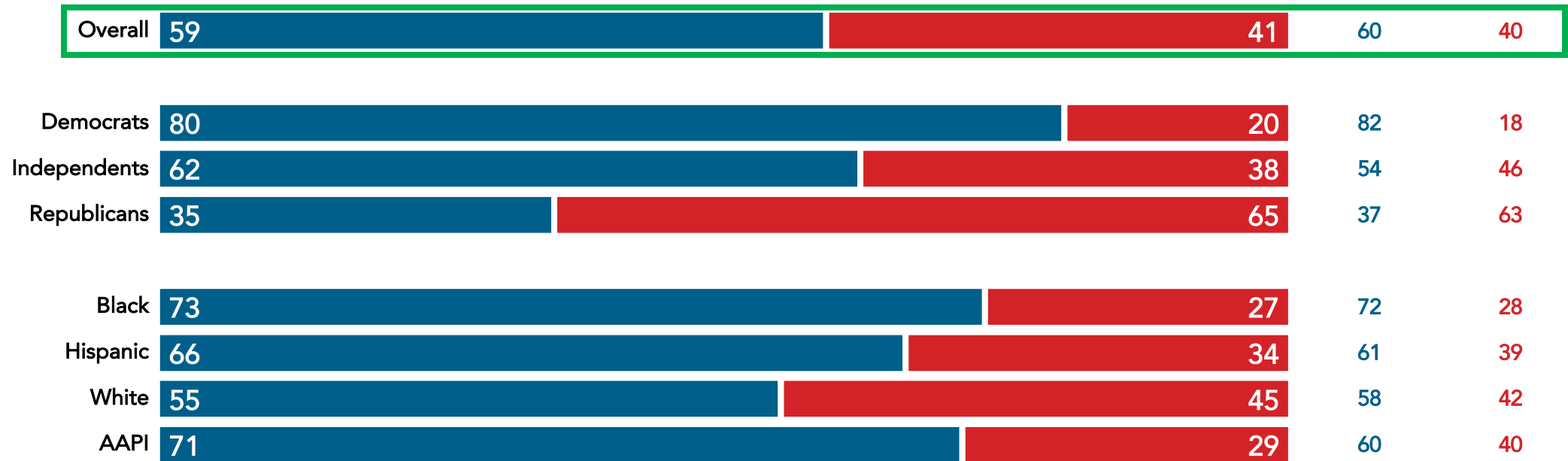
Which side do you agree with more?

The best way to keep the economy open is through mask and vaccine requirements that slow the spread, otherwise too many people will get sick at once and leave businesses without workers

The best way to keep the economy open is by returning to life as normal before the pandemic – this virus is less severe than other strains of coronavirus and we can't let it completely derail life again

Jan. 10

Slow the spread Life as normal

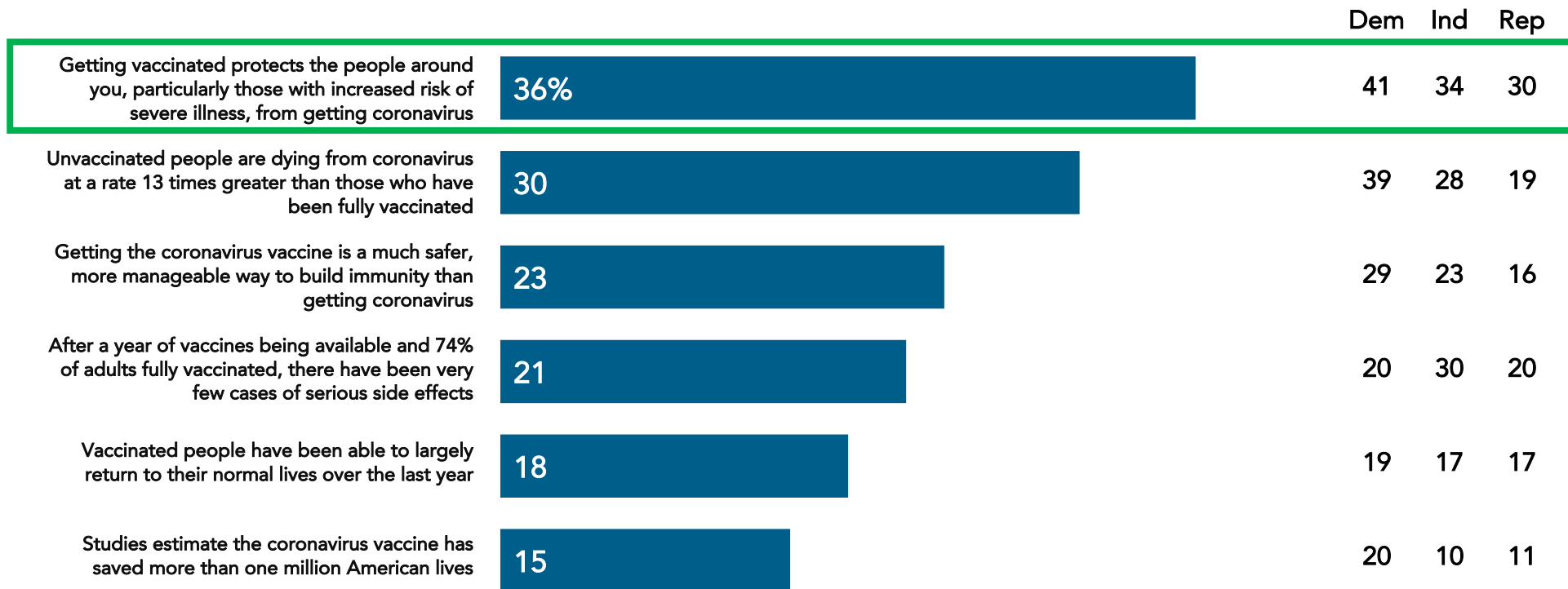


Nationwide surveys of registered voters; Each wave represents approximately 1,000 interviews taken over the prior three-five days. Latest wave conducted January 20-January 24, 2022. For more info, visit navigatorresearch.org

Protecting Others, Decreased Likelihood of Death, and Building Immunity Safely Are Best Reasons to Support Vaccine

Nearly two in five say the best reason to support the vaccine is to protect others: this is also the top reason chosen across partisanship.

(Split sample) Below is a list of statements from supporters of the coronavirus vaccine. Which do you think are the two best reasons to support the coronavirus vaccine?

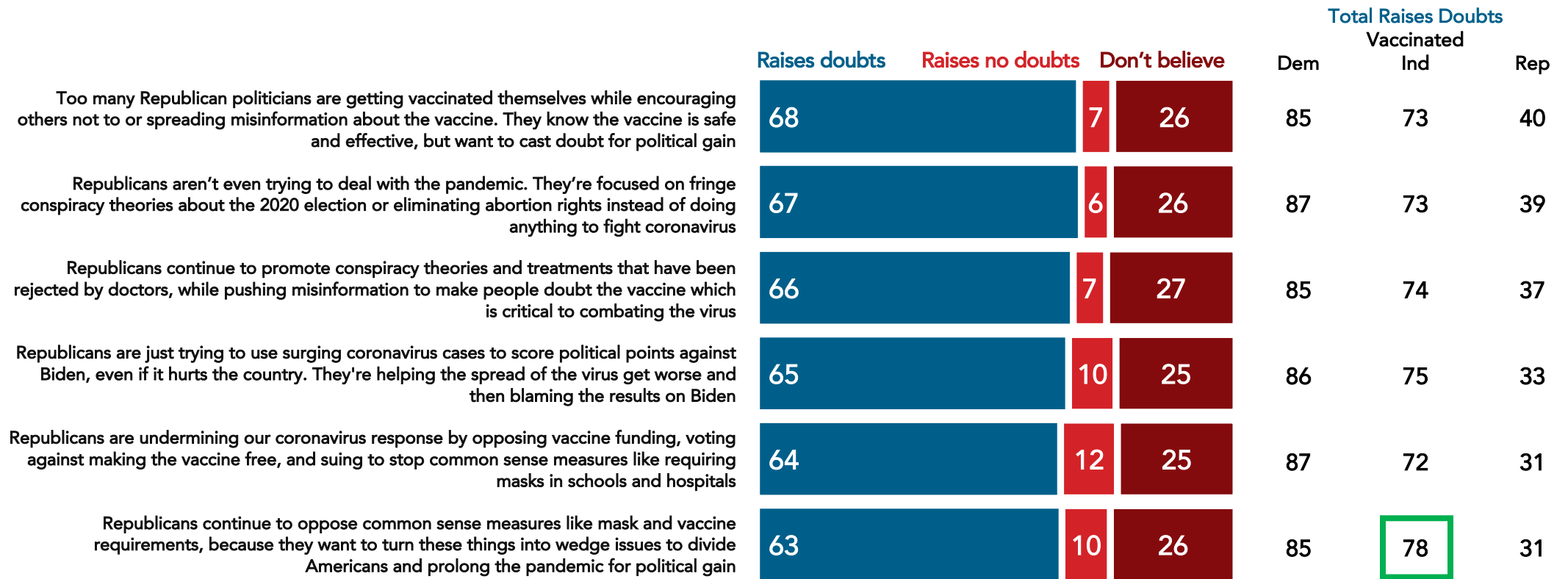


Nationwide survey of 1,000 registered voters conducted January 20-January 24, 2022.
For more info, visit navigatorresearch.org.

Among Vaccinated, GOP Focus on Conspiracies and Misinformation Raises the Most Doubts on Pandemic Handling

Among vaccinated independents, Republicans opposing vaccine and mask requirements raises the most doubts (78%).

[Among vaccinated Americans] Please indicate whether each statement raises doubts for you about how Republicans are handling the pandemic.

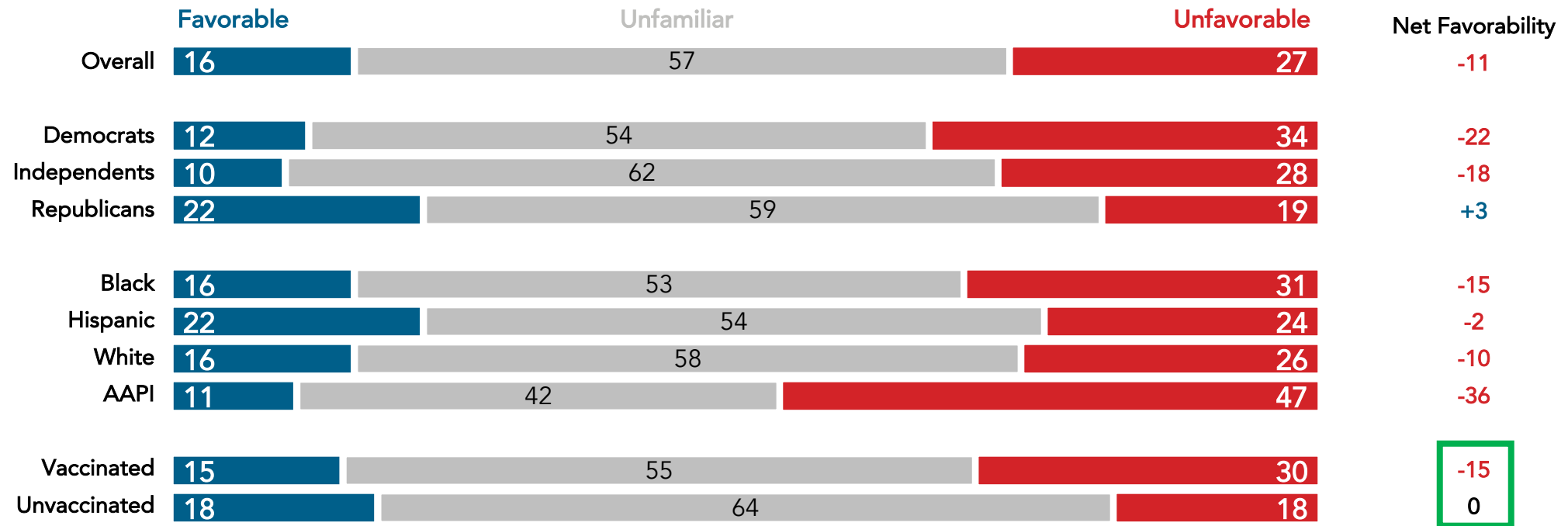


Nationwide survey of 1,000 registered voters conducted January 20-January 24, 2022. For more info, visit navigatorresearch.org.

While Many Americans Are Unfamiliar With Novak Djokovic, Vaccinated Americans Have a More Unfavorable View Of Him

While just 18% of unvaccinated Americans have an unfavorable view of Djokovic, 30% of vaccinated Americans have an unfavorable view.

Please indicate how favorable or unfavorable you are to: Novak Djokovic.



Nationwide survey of 1,000 registered voters conducted January 20-January 24, 2022.
For more info, visit navigatorresearch.org.

navigator*

About Navigator

In a world where the news cycle is the length of a tweet, our leaders often lack the real-time public-sentiment analysis to shape the best approaches to talking about the issues that matter the most. Navigator is designed to act as a consistent, flexible, responsive tool to inform policy debates by conducting research and reliable guidance to inform allies, elected leaders, and the press. Navigator is a project led by pollsters from Global Strategy Group and GBAO along with an advisory committee, including: Arkadi Gerney, The Hub Project; Joel Payne, The Hub Project; Christina Reynolds, EMILY's List; Mike Podhorzer, AFL-CIO; Jesse Ferguson, progressive strategist; Navin Nayak, Center for American Progress Action Fund; Stephanie Valencia, EquisLabs; and Melanie Newman, Planned Parenthood Action Fund.

About the Study

Global Strategy Group conducted public opinion surveys among a sample of 1,000 registered voters from January 20-January 24, 2021. 100 additional interviews were conducted among Hispanic voters. 75 additional interviews were conducted among Asian American and Pacific Islander voters. 100 additional interviews were conducted among African American voters. 100 additional interviews were conducted among independent voters. The survey was conducted online, recruiting respondents from an opt-in online panel vendor. Respondents were verified against a voter file and special care was taken to ensure the demographic composition of our sample matched that of the national registered voter population across a variety of demographic variables.

For Press inquiries contact:

press@navigatorresearch.org

**To learn more about
Navigator:**

<http://navigatorresearch.org>

@NavigatorSurvey on Twitter