

navigator*

Tuesday, February 15th

Economy Latest: A
Guide for Advocates



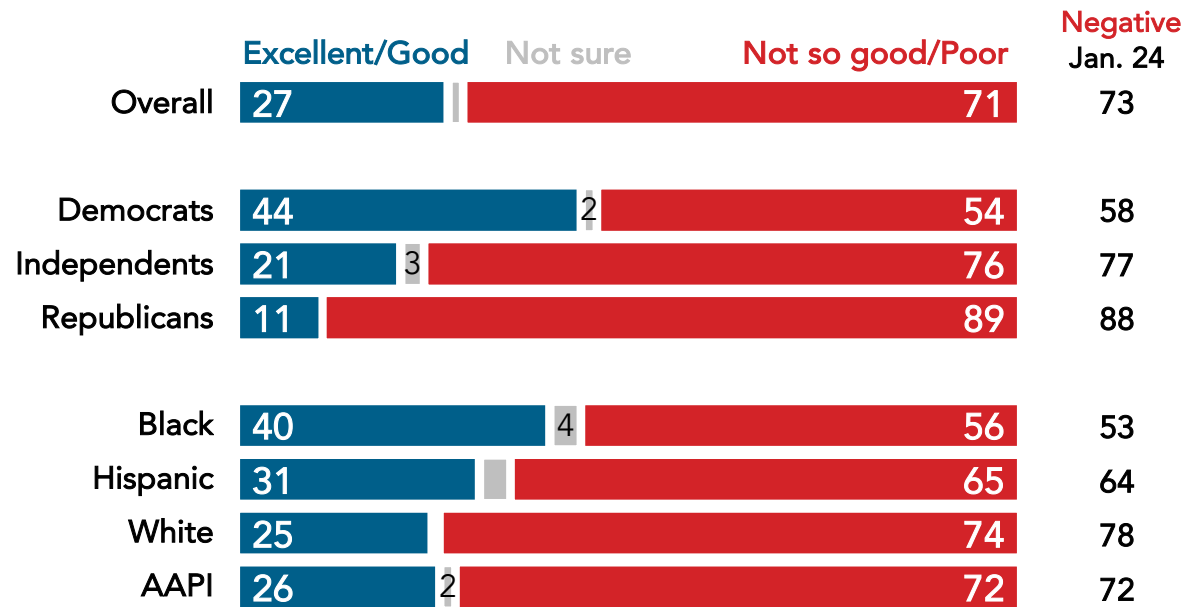
Key Takeaways:

- Americans are pessimistic about the economy and most feel prices are rising significantly on gas and everyday goods.
- Of a range of positive indicators, job creation and the rate of economic growth are the most compelling that the economy is improving.
- Majorities support Biden and Democrats' new economic plan, but those who support it are frustrated with the negotiations and feel they have taken too long.

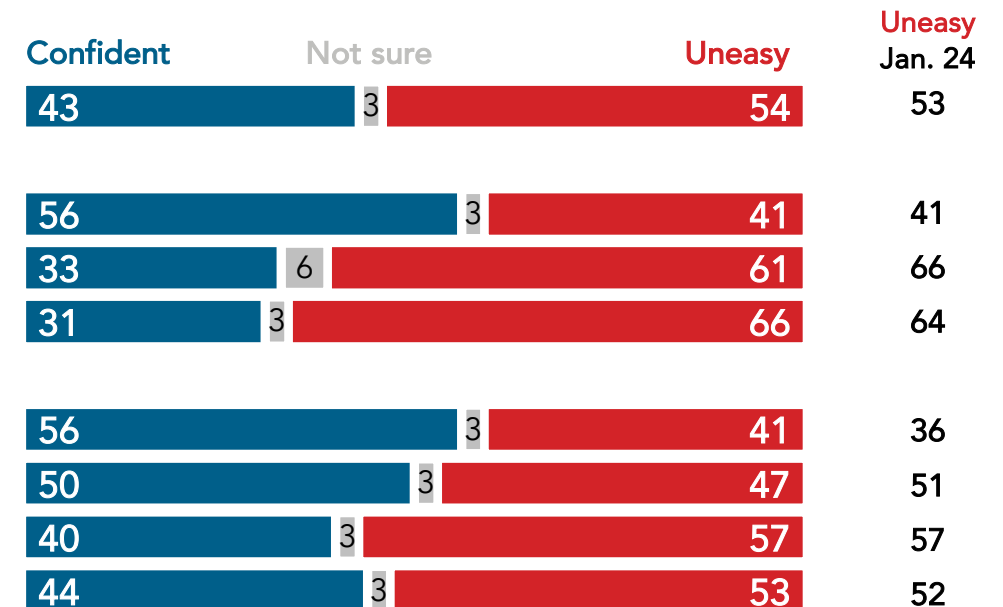
Pessimism Persists on National and Personal Economic Assessments

On a separate question, a majority of Americans say the economy “is getting worse” (53%), while just 20% say it is getting better and another 21% say it is staying the same.

How would you rate the state of the U.S. economy today?



Thinking about your personal financial situation over the next few months, do you feel confident or uneasy?



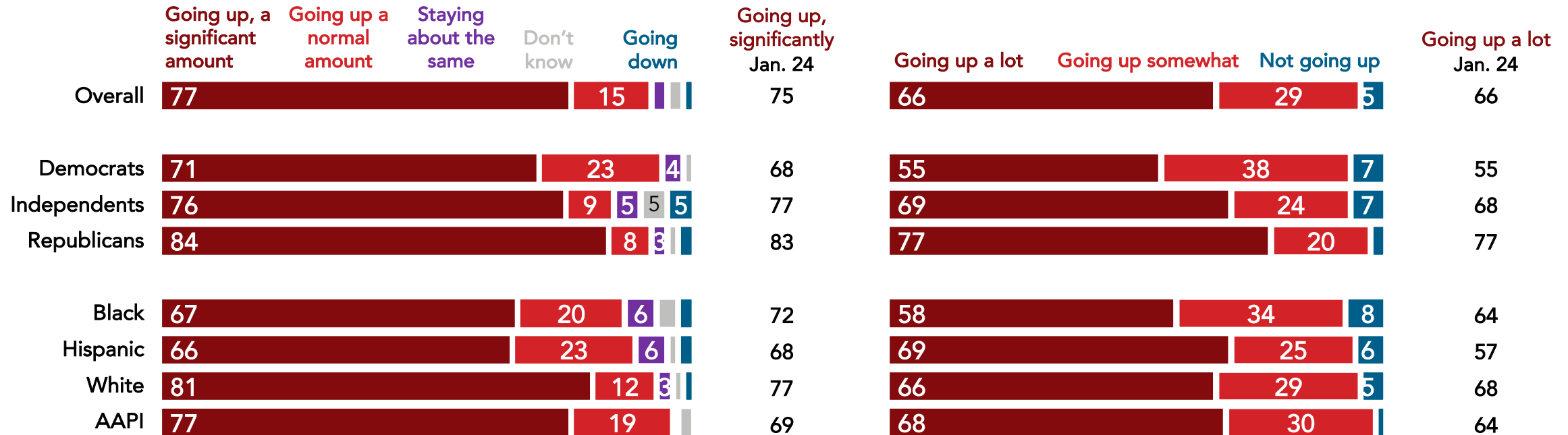
Nationwide surveys of registered voters; Each wave represents approximately 1,000 interviews taken over the prior three-five days. Latest wave conducted February 3-February 7, 2022. For more info, visit navigatorresearch.org

Most Americans Continue to Feel the Costs of Everyday Goods Like Groceries and Gas Are Climbing

On a separate metric, two in three (64%) say they are “very concerned” the rate of inflation will climb in the coming months, including 51% of Democrats, 65% of independents, and 78% of Republicans.

When it comes to the costs of everyday goods like groceries, do you think costs are:

Do you feel the price of gas is going up?

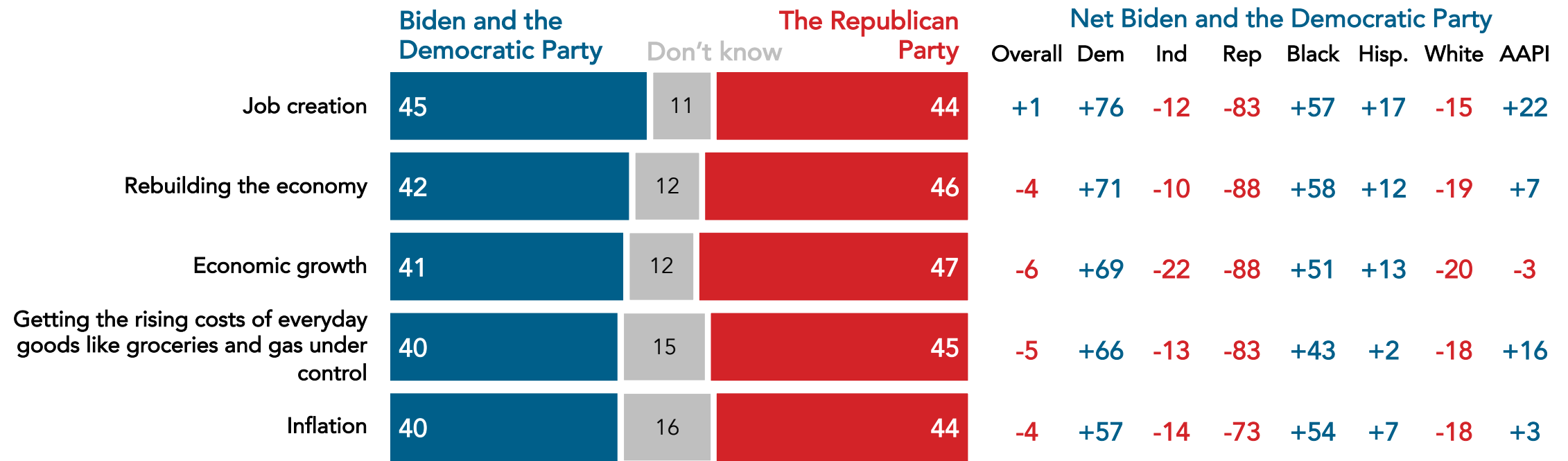


Nationwide surveys of registered voters; Each wave represents approximately 1,000 interviews taken over the prior three-five days. Latest wave conducted February 3-February 7, 2022. For more info, visit navigatorresearch.org

As Biden's Approval Ratings on the Economy Are Underwater, Republicans Hold Narrow Edge on Several Economic Issues

Biden and Democrats hold a narrow lead on "job creation" while Republicans are more trusted to rebuild the economy, handle economic growth, getting costs under control, and handle inflation.

Below is a list of issues. Please indicate who you trust more to handle each one.



Nationwide survey of 1,000 registered voters conducted February 3-February 7, 2022. For more info, visit navigatorresearch.org.



Job Creation and Rate of Economic Growth Are Top Indicators For Americans That the Economy is Recovering

Among economically persuadable Americans*, the most compelling indicators are that more than 6 million jobs were created last year and that the American economy grew faster than China's.

For each statement, please indicate how good you find that piece of information as an indicator that the economy is getting better.

*/** Split sample

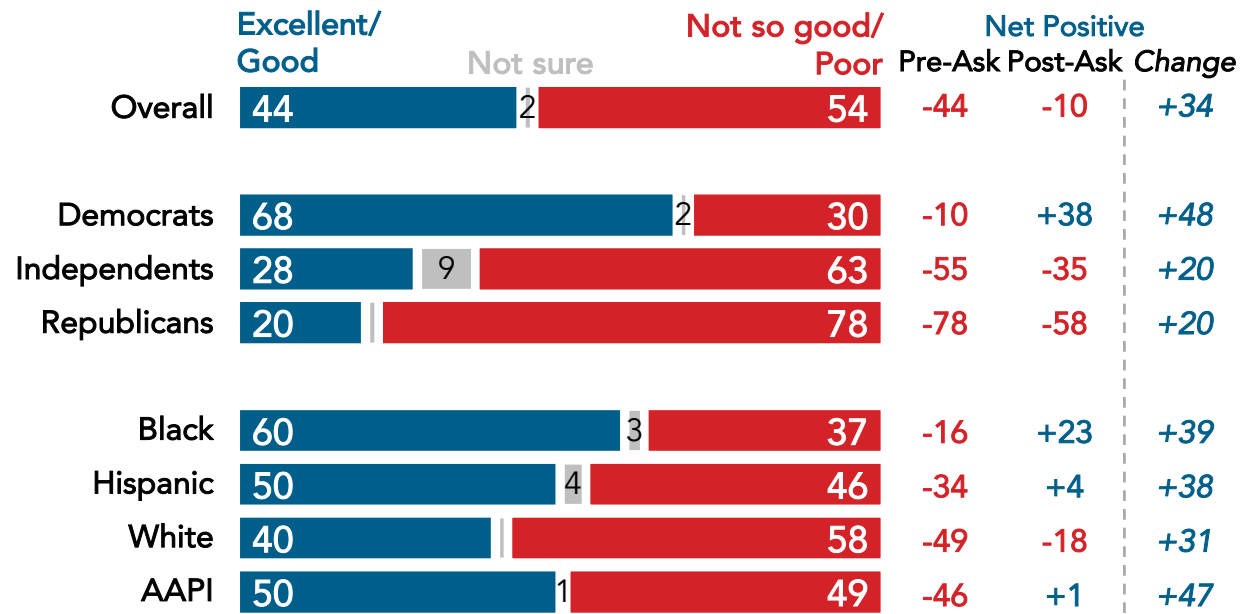
	Excellent indicator	Good indicator	Fair/Not good Indicator	Total Positive Indicator				
				Total	Dem	Ind	Rep	Econ Pers.*
More than 6 million jobs were created last year, the largest number of any year on record*	22	33	46	54	78	40	32	57
For the first time ever, the U.S. created 7 million jobs in 12 months	20	31	49	51	71	43	31	47
More than 6 million jobs were created last year**	20	29	51	49	70	40	26	49
Last year, the U.S. economy (GDP) grew 5.7%, which is the highest rate of growth in almost 40 years*	19	34	47	53	75	45	31	48
For the first time in 20 years, the U.S. economy has grown faster than China's	19	30	51	49	69	38	30	51
The unemployment rate fell from 6.2% to 3.9% in 2021	18	31	51	49	71	36	27	46
2021 saw the biggest drop in people receiving unemployment benefits in a single year, from 18 million at the start down to only 2 million	17	29	54	46	66	38	26	43
Last year, the U.S. economy (GDP) grew 5.7%**	17	31	53	47	65	36	30	46
Since Biden took office, 1.36 million small business jobs have been created	17	31	52	48	74	35	21	40
There are millions of job openings across the country	16	26	59	41	59	35	22	38
Last year, more than 5 million new business applications were filed	16	33	52	48	67	39	29	46

*"Economically persuadable Americans" are those who disapprove of Biden's handling of the economy, but support new economic legislation on separate questions. Nationwide survey of 1,000 registered voters conducted February 3-February 7, 2022. For more info, visit navigatorresearch.org.

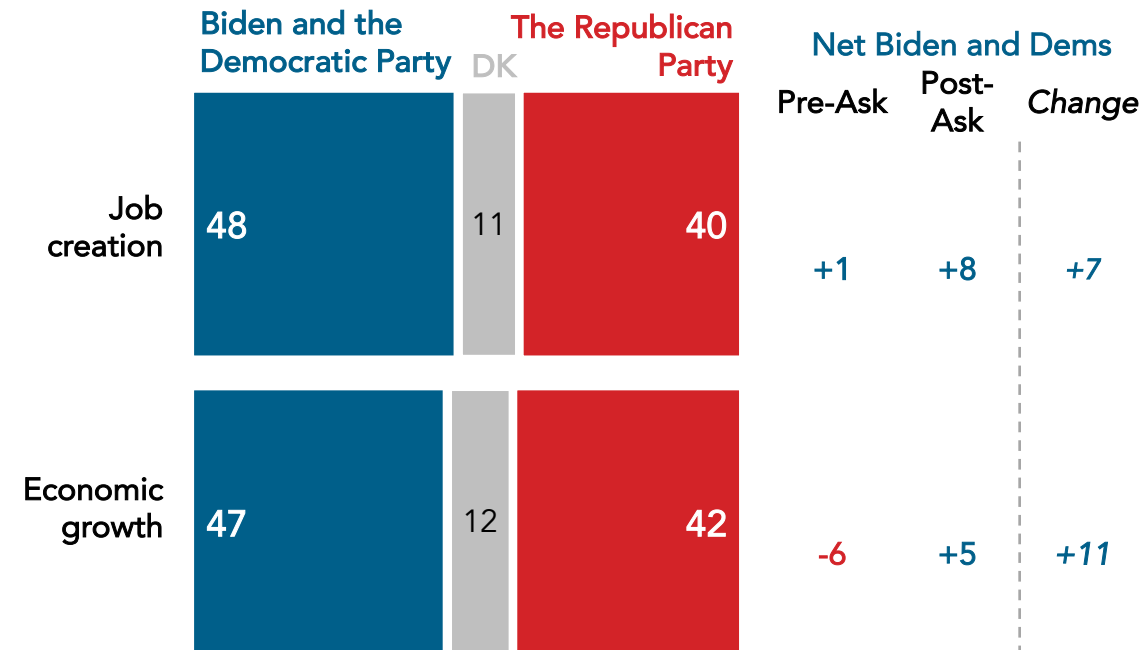
Reading Positive Economic Indicators Improves Ratings of the National Economy and Trust in Biden and Democrats

Of the 19% of Americans who move to rate the economy more positively after reading indicators of economic growth, demographics most likely to be in that group are 18-44 year-olds (25%), service industry workers (28%), Black Americans (24%), AAPI (24%), urban Americans (27%), and Democrats (27%).

Post-Positive Economic Indicators: Again, after reading those statements...how would you rate the state of the economy today?



Post-Positive Economic Indicators: One more time...Below is a list of issues. Please indicate who you trust more to handle each one.



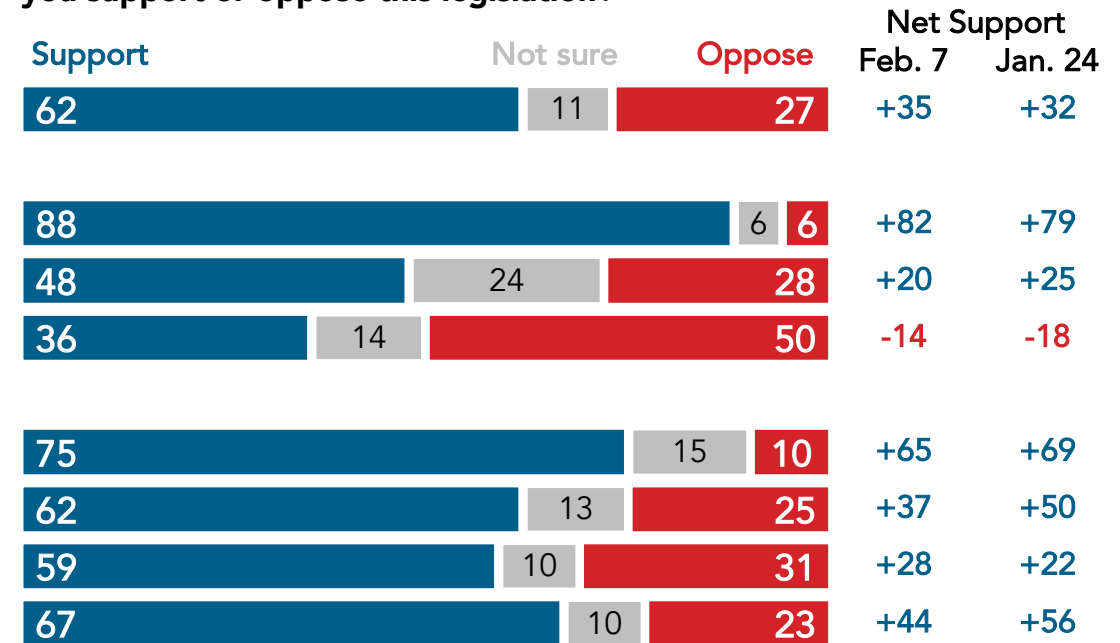
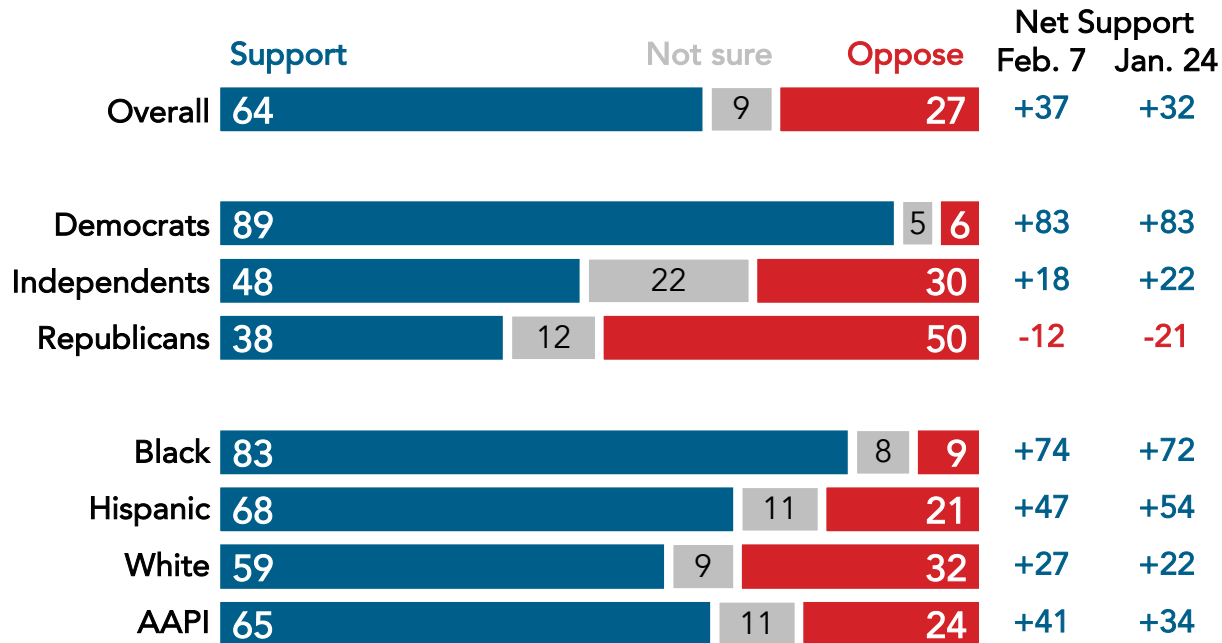
Nationwide survey of 1,000 registered voters conducted February 3-February 7, 2022. For more info, visit navigatorresearch.org.

Three in Five Support Biden and Democrats' New Economic Plan With or Without Hearing Proposals of How to Pay for It

A plurality of independents support the plan by a 20-point margin (48% support/28% oppose).

As you may know, Biden and Democrats' new economic plan is expected to cost \$1.75 trillion and will establish a universal pre-K program, expand Medicare for seniors to include hearing coverage, and lower health care costs by allowing Medicare to negotiate lower drug prices. Knowing this, do you support or oppose this new economic plan?

Biden and Democrats' new economic plan would be paid for by increasing taxes on billionaires and multi-millionaires with income over \$10 million, creating a minimum 15% tax on corporate profits, adding an additional 1% tax on corporations that use profits to buy back their own stock, and cracking down on tax evasion. Knowing this, do you support or oppose this legislation?

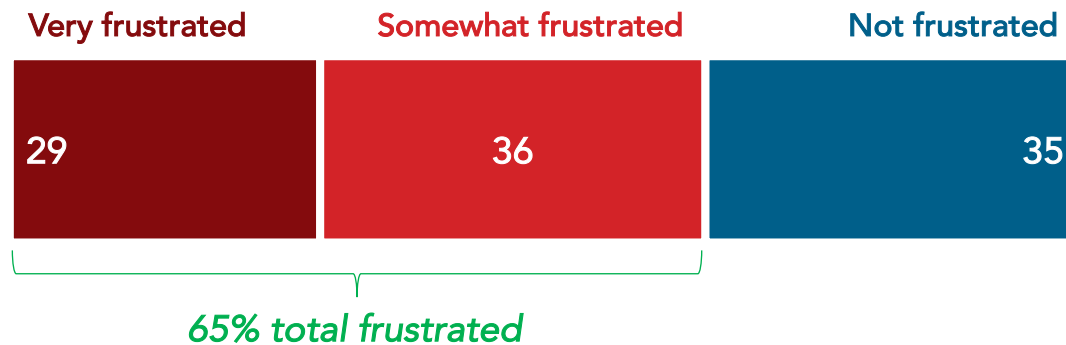


Nationwide surveys of registered voters; Each wave represents approximately 1,000 interviews taken over the prior three-five days. Latest wave conducted February 3-February 7, 2022. For more info, visit navigatorresearch.org

Americans Who Support Biden's New Economic Plan Are Frustrated and Feel Negotiations Are Taking Too Long

Nearly two in three of those who support Biden's new economic plan say they are "frustrated" and 61% say negotiations are taking too long.

Split sample: [If support Biden's new economic plan] President Biden and Democrats in Congress have been negotiating the details of their new economic plan for the last several months. Based on what you have heard, seen, or read, how would you characterize your feelings about the length of these negotiations?



Split sample: [If support Biden's new economic plan] President Biden and Democrats in Congress have been negotiating the details of their new economic plan for the last several months. Based on what you have heard, seen, or read, how would you characterize your feelings about the length of these negotiations? These negotiations are...



navigator*

About Navigator

In a world where the news cycle is the length of a tweet, our leaders often lack the real-time public-sentiment analysis to shape the best approaches to talking about the issues that matter the most. Navigator is designed to act as a consistent, flexible, responsive tool to inform policy debates by conducting research and reliable guidance to inform allies, elected leaders, and the press. Navigator is a project led by pollsters from Global Strategy Group and GBAO along with an advisory committee, including: Arkadi Gerney, The Hub Project; Joel Payne, The Hub Project; Christina Reynolds, EMILY's List; Mike Podhorzer, AFL-CIO; Jesse Ferguson, progressive strategist; Navin Nayak, Center for American Progress Action Fund; Stephanie Valencia, EquisLabs; and Melanie Newman, Planned Parenthood Action Fund.

About the Study

Global Strategy Group conducted public opinion surveys among a sample of 1,000 registered voters from February 3-February 7, 2022. 101 additional interviews were conducted among Hispanic voters. 78 additional interviews were conducted among Asian American and Pacific Islander voters. 99 additional interviews were conducted among African American voters. 100 additional interviews were conducted among independent voters. The survey was conducted online, recruiting respondents from an opt-in online panel vendor. Respondents were verified against a voter file and special care was taken to ensure the demographic composition of our sample matched that of the national registered voter population across a variety of demographic variables.

For Press inquiries contact:

press@navigatorresearch.org

**To learn more about
Navigator:**

<http://navigatorresearch.org>

@NavigatorSurvey on Twitter