

navigator*



Thursday, February 24th

Coronavirus: A Guide for Advocates

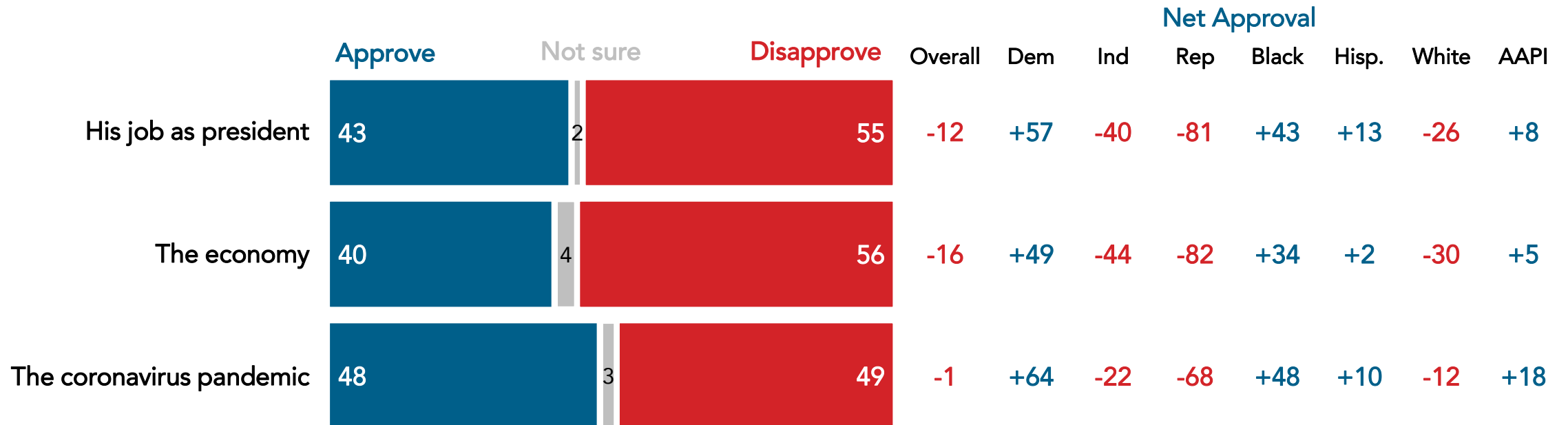
Key Takeaways:

- While Americans are split on Biden's handling of the pandemic, Biden and Democrats are more trusted than Republicans on pandemic-related issues.
- There is growing optimism on the state of the pandemic, matching pre-Omicron sentiments from November 2021.
- Americans aren't yet embracing a return to normal, but they are ready to "get back on track" and take steps to learn how to live with coronavirus using tools like masks and vaccines while remaining vigilant.
- Mask mandates remain popular, but with nuance: a plurality support them overall and when case counts are high, while also supporting lifting mask mandates when case counts are low.

Biden's Approval Ratings Overall and on Handling the Economy Are Underwater, But Split on Handling the Pandemic

Biden's approval ratings are consistent with early February numbers: overall, he is at -12 now and was at -12 then, is at -16 on the economy now and was at -17 then, and is at -1 on the pandemic compared to breaking even in early February.

Do you approve or disapprove of the way Joe Biden is handling...

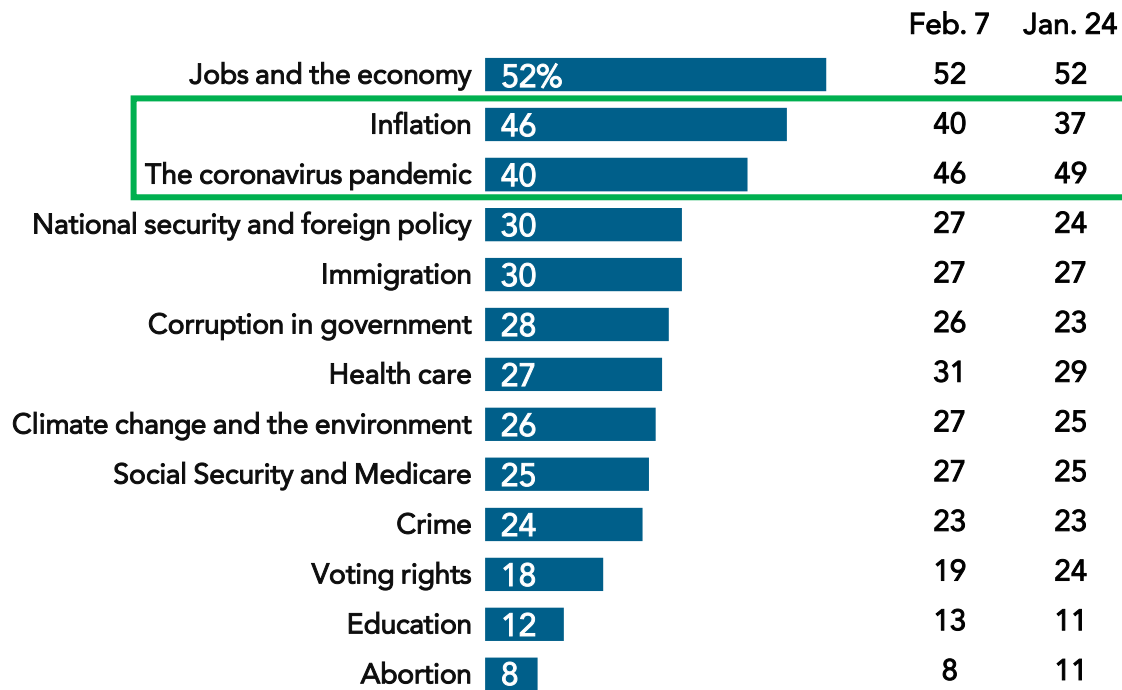


Nationwide surveys of registered voters; Each wave represents approximately 1,000 interviews taken over the prior three-five days. Latest wave conducted February 17-February 22, 2022. For more info, visit navigatorresearch.org

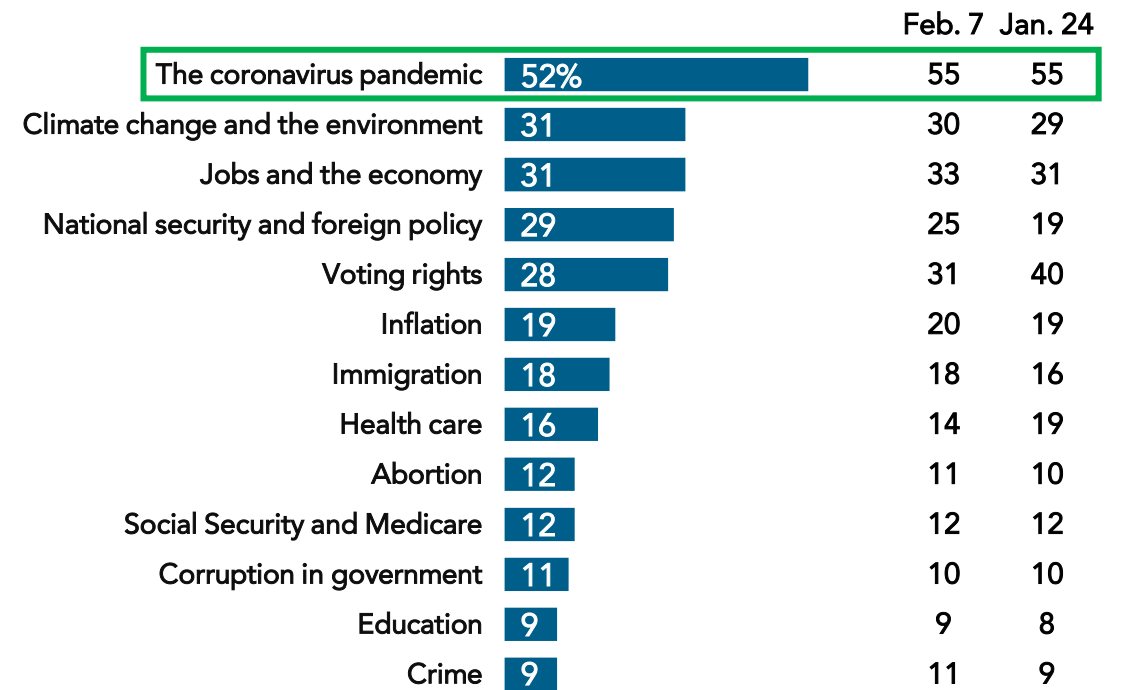
Country Sees Biden as Still Focused on Pandemic, Though Fewer Americans See It as a Priority in the Current Moment

While the share who want to see Biden and Congress focused on the pandemic has dropped 9 points since January 24 (from 49% to 40%), desired prioritization of inflation has increased 9 points (from 37% to 46%).

Select the top four issues that you feel are most important for President Joe Biden and Congress to focus on.



Which of these issues do you feel President Joe Biden and Congress are actually most focused on?

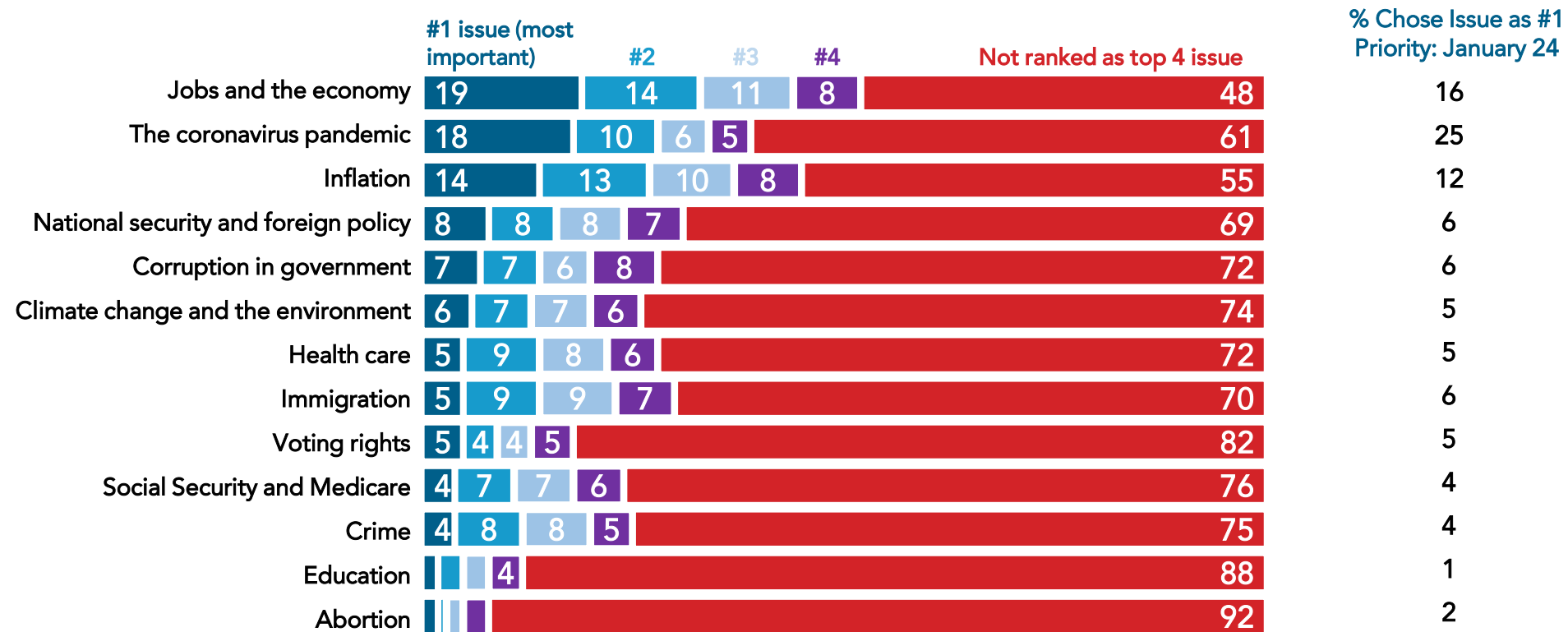


Nationwide surveys of registered voters; Each wave represents approximately 1,000 interviews taken over the prior three-five days. Latest wave conducted February 17-February 22, 2022. For more info, visit navigatorresearch.org

Jobs and the Economy Has Risen as a Top Priority While Focus on Pandemic Has Diminished

While 26% of Democrats say the pandemic is their top issue, just 17% of independents and 9% of Republicans now say the same. On the economy, 23% of Republicans, 19% of independents, and 15% of Democrats say it is their top priority.

Select the top four issues that you feel are most important for President Joe Biden and Congress to focus on. [If choice in previous] Below are the items you chose in the previous question. Please rank them in order of importance for President Biden and Congress to focus on, with 1 being the most important.

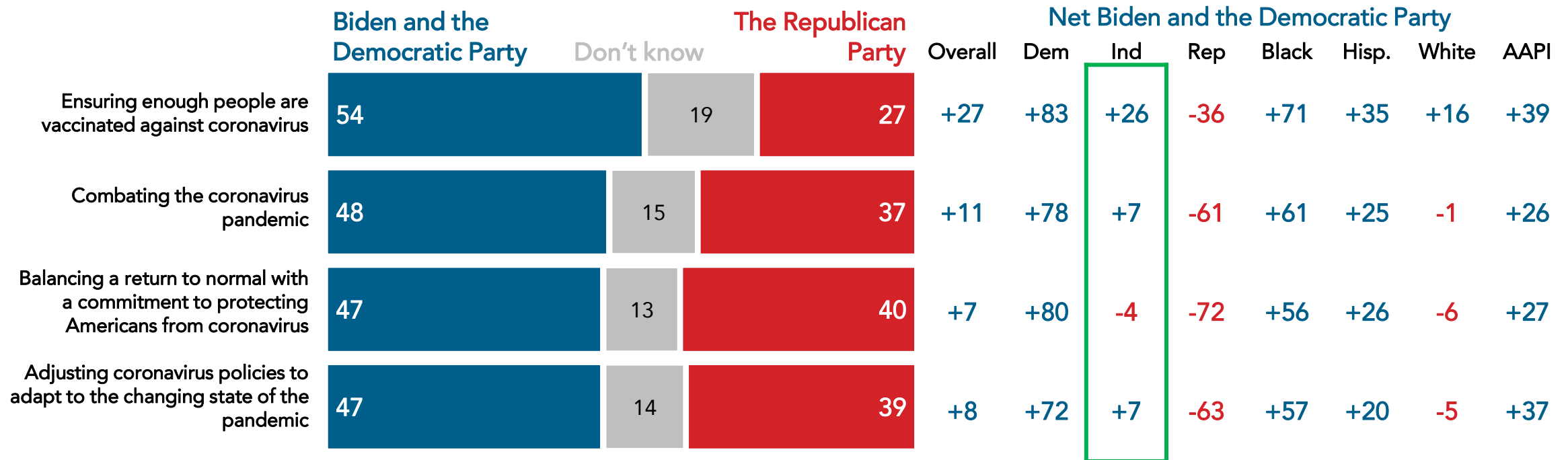


Nationwide surveys of registered voters; Each wave represents approximately 1,000 interviews taken over the prior three-five days. Latest wave conducted February 17-February 22, 2022. For more info, visit navigatorresearch.org

Biden and Democrats Remain Far More Trusted on Pandemic-Related Issues Than Republicans

Among independents, Biden and Democrats hold a 26-point trust advantage on “ensuring enough people are vaccinated,” a 7-point advantage on “combating the coronavirus pandemic,” and a 7-point lead on adjusting policies to adapt to the changing pandemic.

Below is a list of issues. Please indicate who you trust more to handle each one.

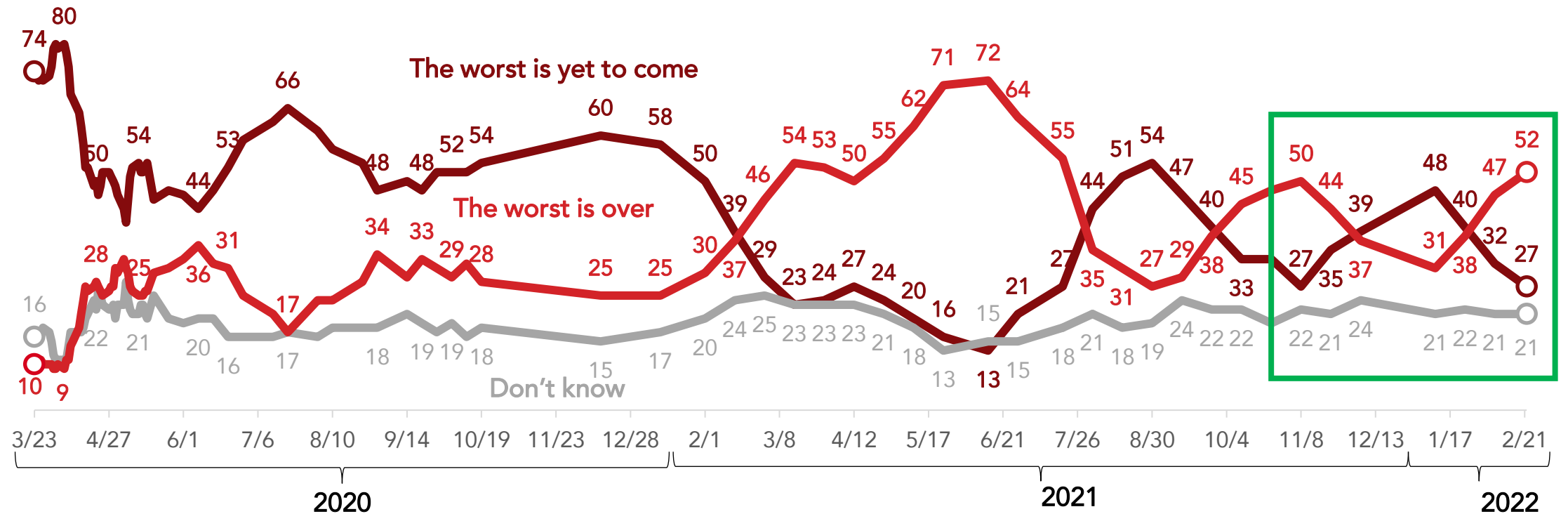


Nationwide survey of 1,000 registered voters conducted February 17-February 22, 2022. For more info, visit navigatorresearch.org.

Optimism About the Pandemic Is at Its Highest Point Since the Emergence of the Omicron Variant in November

Majorities of Democrats (52%) and Republicans (55%) say the “worst is over” in the pandemic, as do a plurality of independents (42%).

When it comes to the coronavirus pandemic in the United States, do you personally think that...



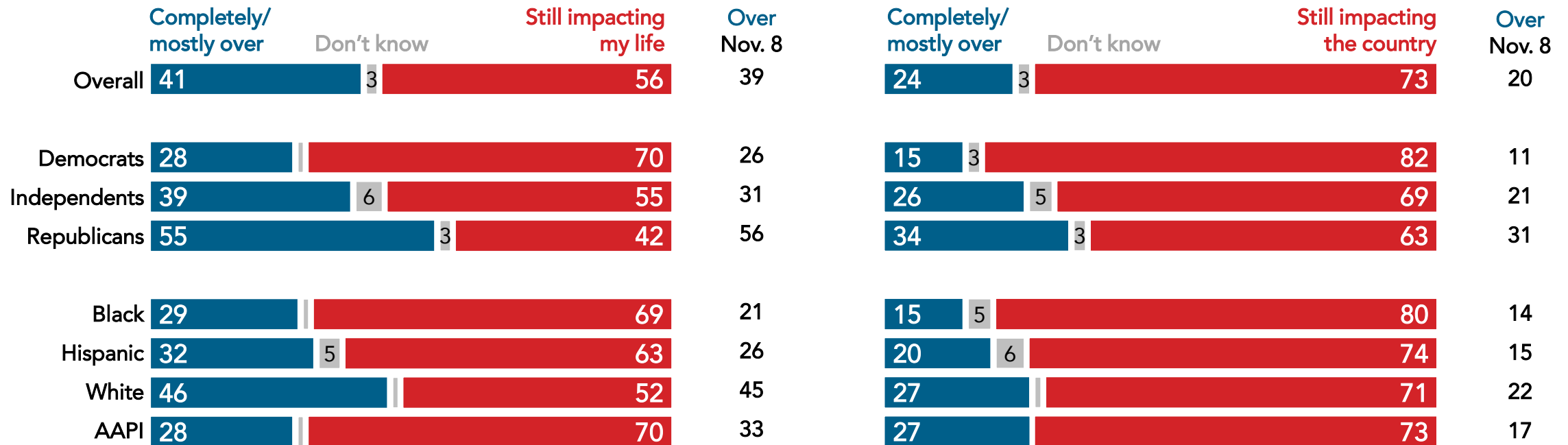
Nationwide surveys of registered voters; Each wave represents approximately 1,000 interviews taken over the prior three-five days. Latest wave conducted February 17-February 22, 2022. For more info, visit navigatorresearch.org

While Most Americans See Continuing Personal Impacts of the Pandemic, Even More See Disruption to the Country Overall

While two in five said the pandemic was over for themselves in November 2021, roughly the same share say it is over for them now. Similarly, just one in four say the pandemic is over for the country now, as did 20% in early November.

Would you say the pandemic is over for you, or is it still impacting your life in significant ways?

Would you say the pandemic is over for the country, or is it still impacting the country in significant ways?

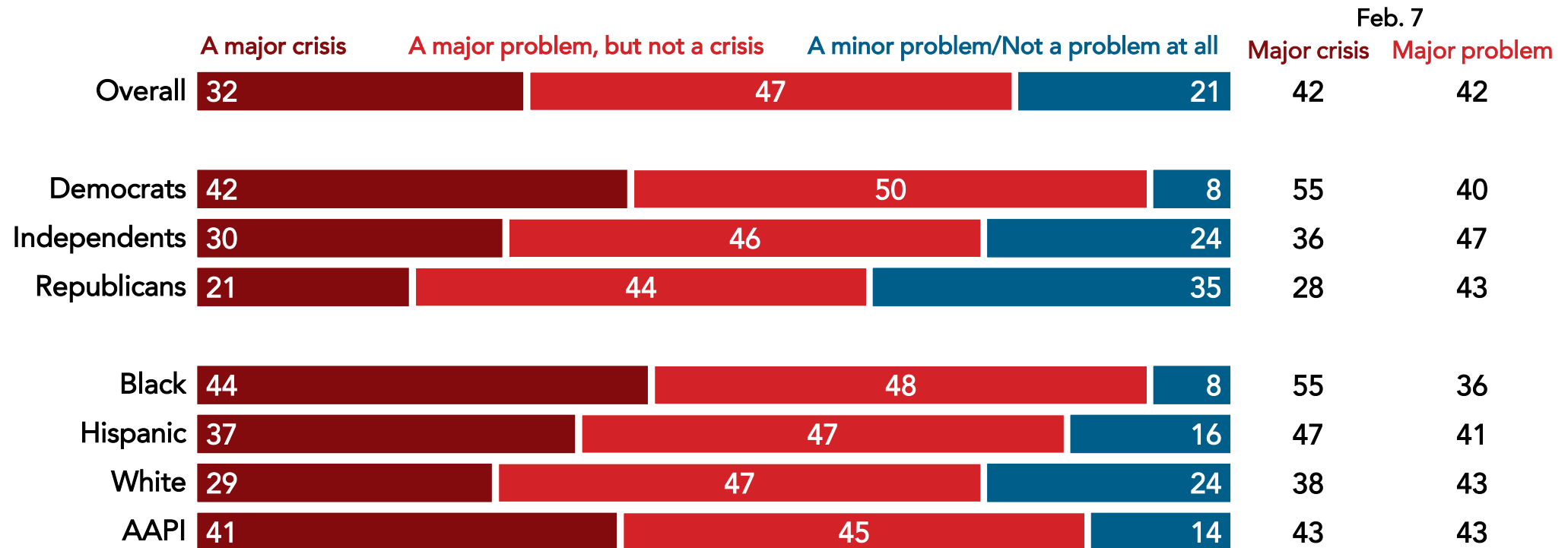


Nationwide surveys of registered voters; Each wave represents approximately 1,000 interviews taken over the prior three-five days. Latest wave conducted February 17-February 22, 2022. For more info, visit navigatorresearch.org

There Has Been a 10-Point Decline in the Share Who Say the Pandemic Is a “Major Crisis” Since Early February

The greatest declines in the shares who say the pandemic is a “major crisis” have happened among Democrats (13-point decline, from 55% to 42%), Black Americans (11 points, from 55% to 44%), and Hispanic Americans (10 points, from 47% to 37%).

Please indicate whether you think the coronavirus pandemic is best described right now as a major crisis, a major problem but not a crisis, a minor problem, or not a problem at all.

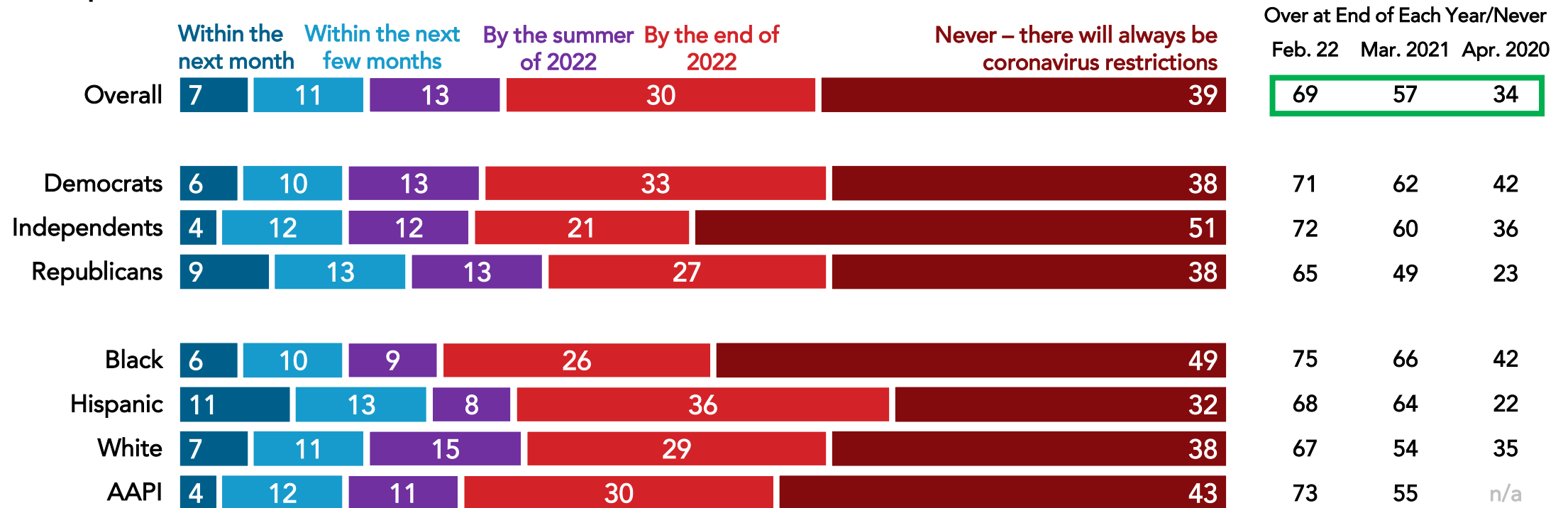


Nationwide surveys of registered voters; Each wave represents approximately 1,000 interviews taken over the prior three-five days. Latest wave conducted February 17-February 22, 2022. For more info, visit navigatorresearch.org

Americans Show More Acceptance of Enduring Nature of Coronavirus in 2022 Than Did in 2021 or 2020

Overall, there has been a 35-point increase (from 34% to 69%) in the share who say the pandemic will not be over until the end of the current year or never compared to April 2020 and a 12-point increase from March of 2021 (from 57% to 69%).

When do you expect life in the United States to “return to normal”, with people able to go out about their lives and interact as they did before the coronavirus pandemic?



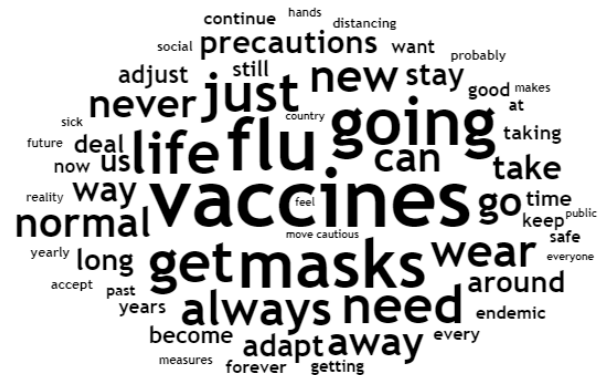
Nationwide surveys of registered voters; Each wave represents approximately 1,000 interviews taken over the prior three-five days. Latest wave conducted February 17-February 22, 2022. For more info, visit navigatorresearch.org

“Learning to Live With Coronavirus” Means Treating It Like the Flu, Using Tools Like Vaccines, and Adjusting to It as It Comes

Democrats focus more on long-term usage of vaccines, masks, and other public safety measures as a part of “learning to live with coronavirus,” while Republicans make the comparison of the virus to the flu as endemic, including it not going anywhere.

What do you think of when you hear the phrase, learn to live with coronavirus?

Democrats

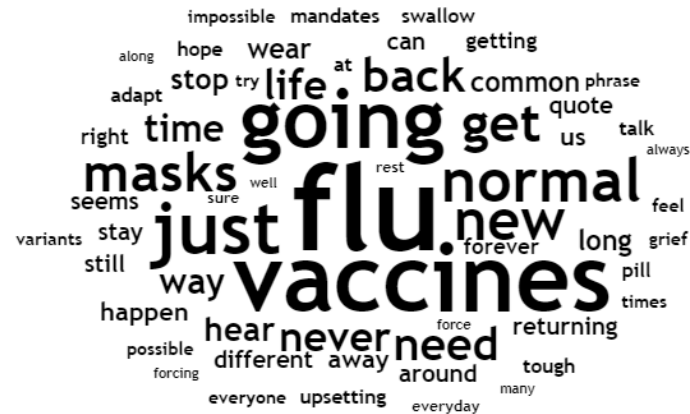


“That it’s being **endemic like the flu.**”

“We will **get used to living with masks and social distancing.**”

“Get **vaccinated, social distance, and wear face masks.**”

Independents

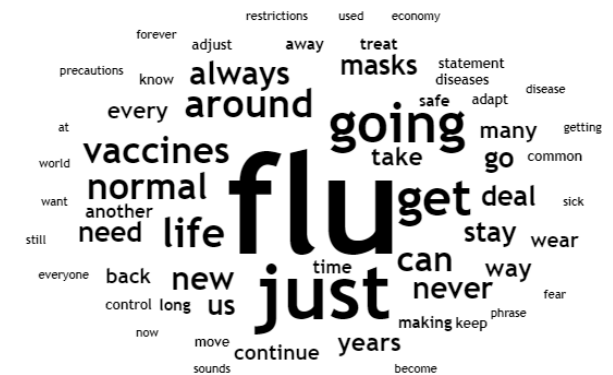


“It will **always be around.**”

“We should **treat it more like the flu.** Treat it as it comes.”

“We should **treat the coronavirus like the flu and expect occurrences of it yearly.**”

Republicans



“Just **like every other epidemic.** The **common flu was once the most deadly killer.** It’s not going anywhere.”

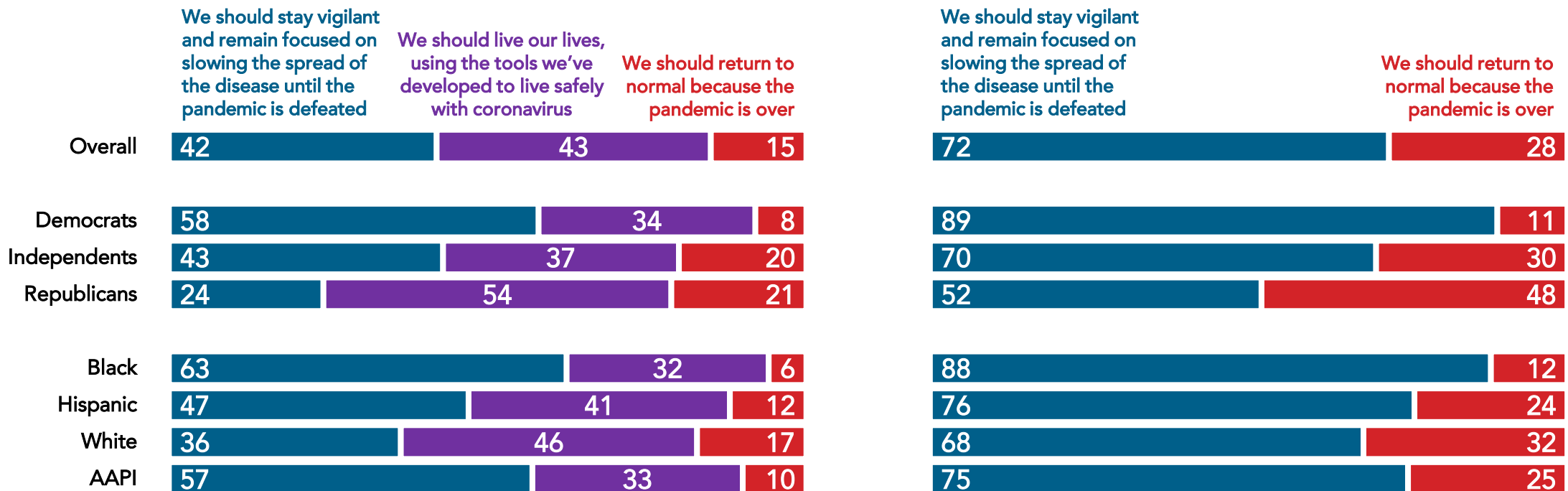
“That it has **become endemic that like the flu,** some people will get it.”

“It will be **like the seasonal flu,** always around.”

Americans Do Not See a "Return to Normal" Now, But Are Split Between Living With Pandemic Tools and Staying Vigilant

Only a minority (28% when given two choices, 15% when given three) believe "we should return to normal because the pandemic is over." However, when given the option, a plurality say, "We should live our lives using the tools we've developed."

(Split samples for each question) Which approach do you agree with most?

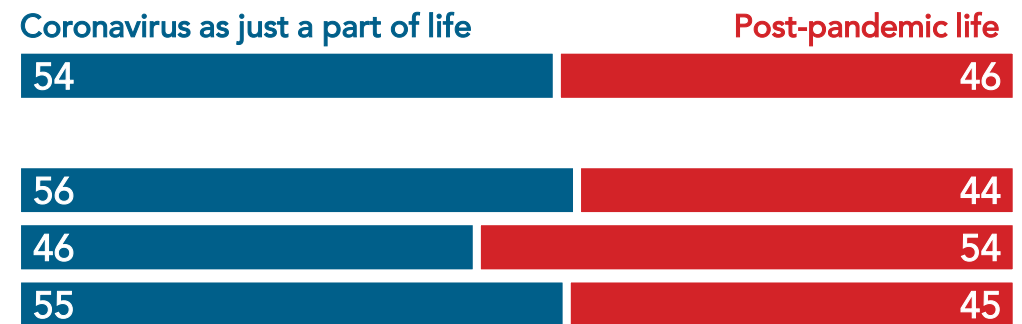
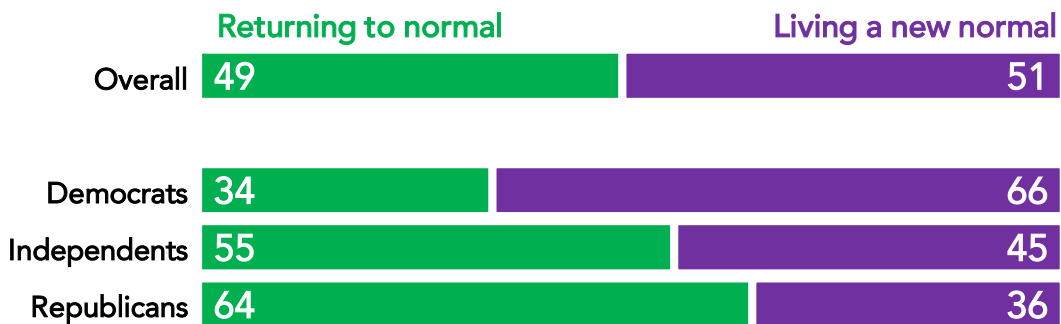
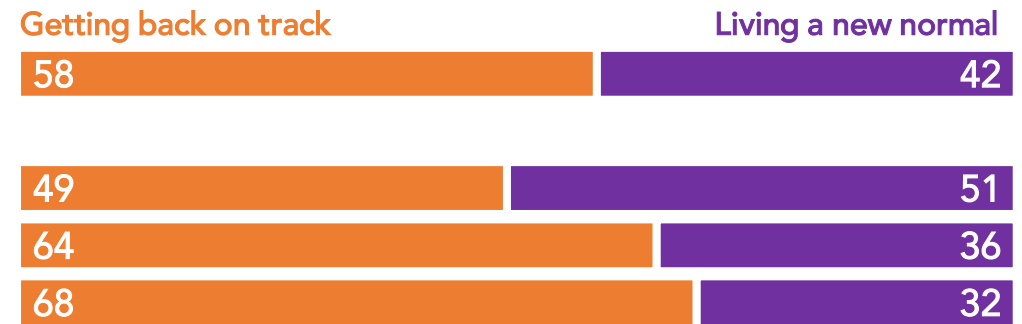
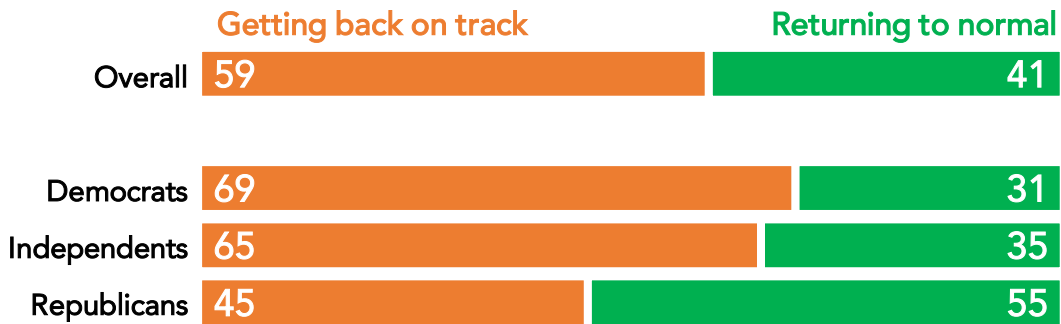


Nationwide survey of 1,000 registered voters conducted February 17-February 22, 2022. For more info, visit navigatorresearch.org.

“Getting Back on Track” and Coronavirus as a “Part of Life” Are Best Frames for Next Few Months

Majorities prefer “getting back on track” over “returning to normal” or “living a new normal.” When choosing between coronavirus as “a part of life” or “post-pandemic life,” 54% choose the former.

Which of the following phrases best describes where you want the country to be regarding the pandemic in the next few months?

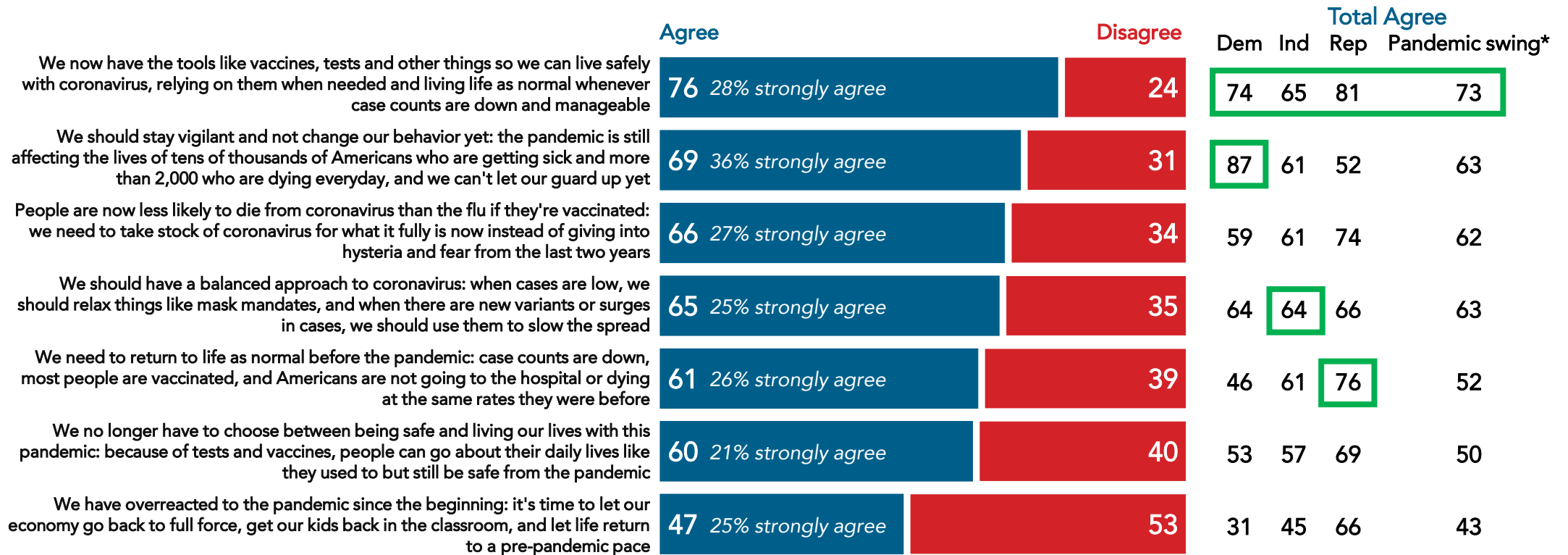


Nationwide survey of 1,000 registered voters conducted February 17-February 22, 2022. For more info, visit navigatorresearch.org.

Americans Agree Most with Statements About Using Public Health Tools and Staying Vigilant on Coronavirus

Among those who disapprove of Biden’s handling of the pandemic but trust Biden and Democrats more than Republicans to combat the pandemic, 73% agree with messaging focusing on living safely with coronavirus using tools like vaccines and tests.

Please indicate how much you agree or disagree with each statement about what the next few months and years should look like in thinking about the pandemic.

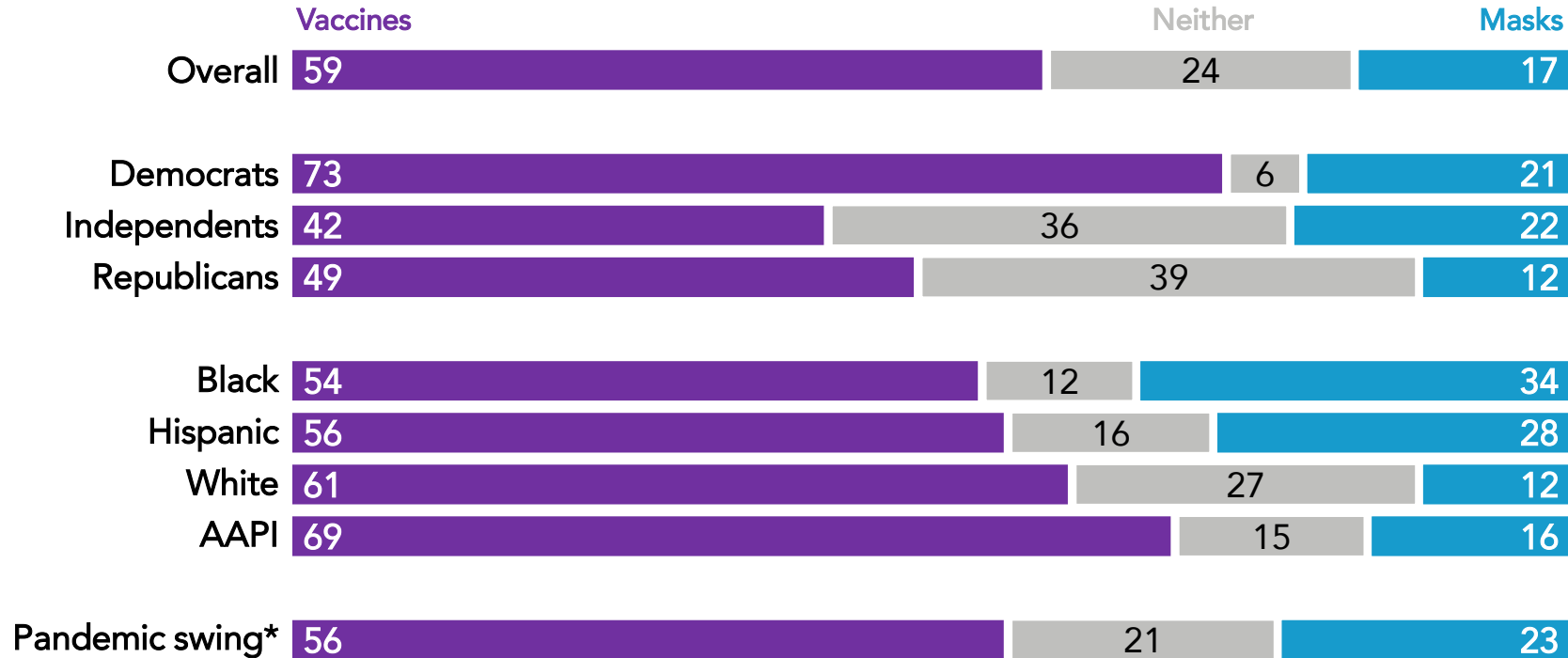


*"Pandemic swing" are those who disapprove of Biden’s handling of the pandemic but trust Biden and Democrats more than Republicans to "combat the coronavirus pandemic."
 Nationwide survey of 1,000 registered voters conducted February 17-February 22, 2022.
 For more info, visit navigatorresearch.org.

Majorities See Vaccines as More Important Tool to Deal with Pandemic Than Masks

Three in five say vaccines are more important than masks to deal with the pandemic, including 56% of those who disapprove of Biden’s handling of the pandemic but trust Democrats more than Republicans on the pandemic.

Which do you think is more important for dealing with the pandemic?

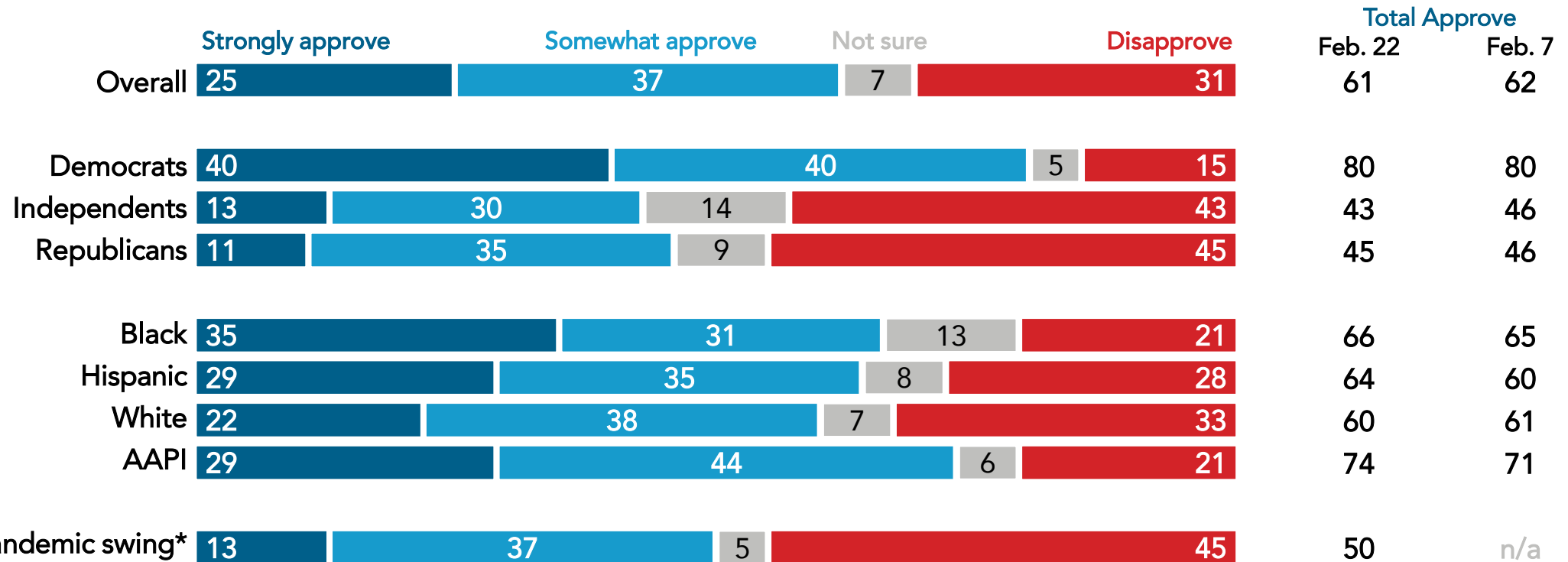


*"Pandemic swing" are those who disapprove of Biden’s handling of the pandemic but trust Biden and Democrats more than Republicans to "combat the coronavirus pandemic."
 Nationwide survey of 1,000 registered voters conducted February 17-February 22, 2022.
 For more info, visit navigatorresearch.org.

Six in Ten Americans Continue to Approve of the Coronavirus Vaccine Rollout

Three in five continue to support the vaccine rollout overall, including 80% of Democrats, 43% of independents, and 45% of Republicans.

Do you approve or disapprove of how the vaccine rollout has gone in the United States so far?

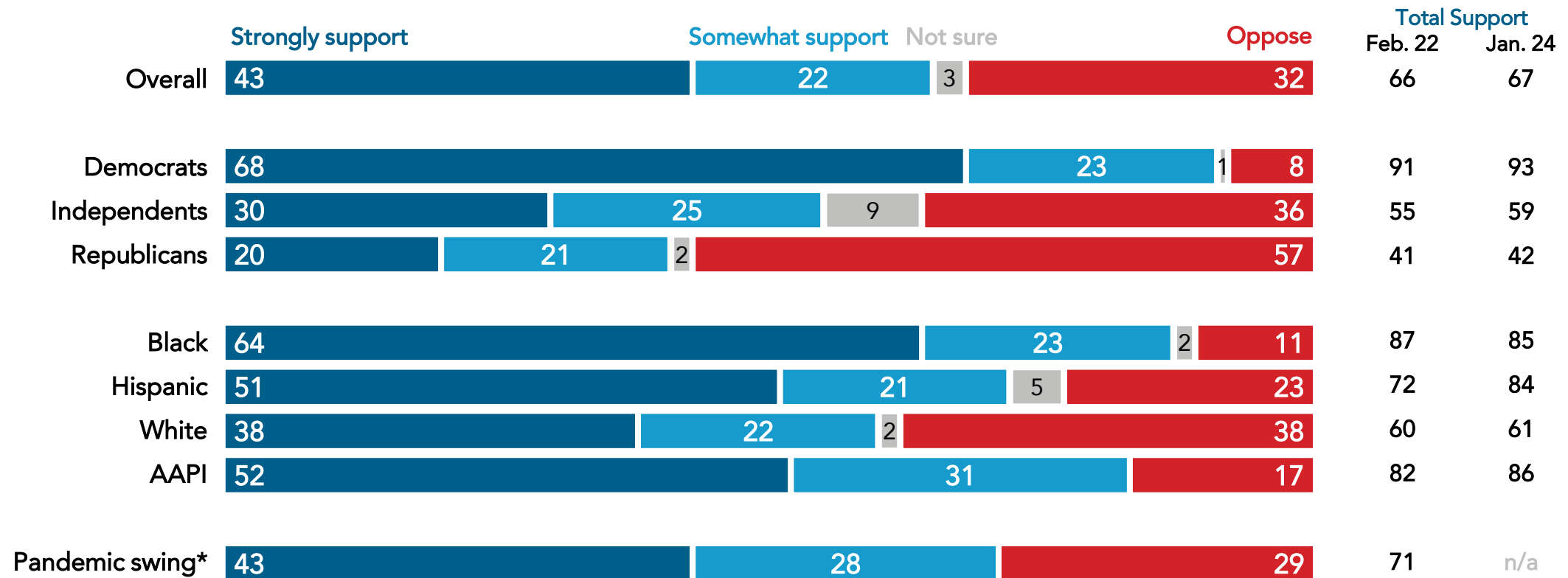


*"Pandemic swing" are those who disapprove of Biden's handling of the pandemic but trust Biden and Democrats more than Republicans to "combat the coronavirus pandemic."
 Nationwide survey of 1,000 registered voters conducted February 17-February 22, 2022.
 For more info, visit navigatorresearch.org.

Two in Three Continue to Support Mask Mandates Broadly

Bipartisan majorities support mask mandates, including 91% of Democrats, 55% of independents, and 41% of Republicans.

Generally speaking, do you support or oppose the use of mask mandates to slow the spread of coronavirus?



*"Pandemic swing" are those who disapprove of Biden's handling of the pandemic but trust Biden and Democrats more than Republicans to "combat the coronavirus pandemic."
 Nationwide survey of 1,000 registered voters conducted February 17-February 22, 2022.
 For more info, visit navigatorresearch.org.

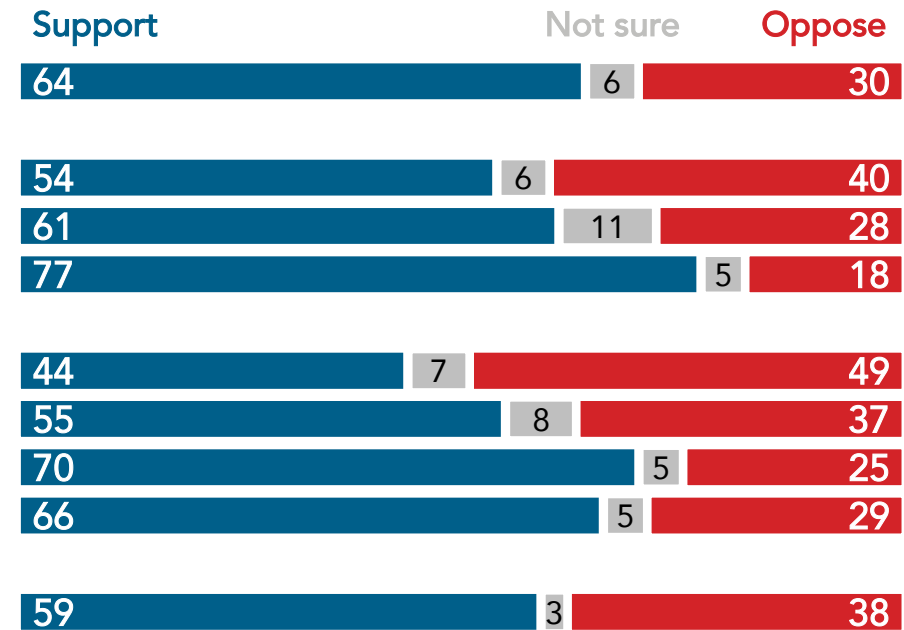
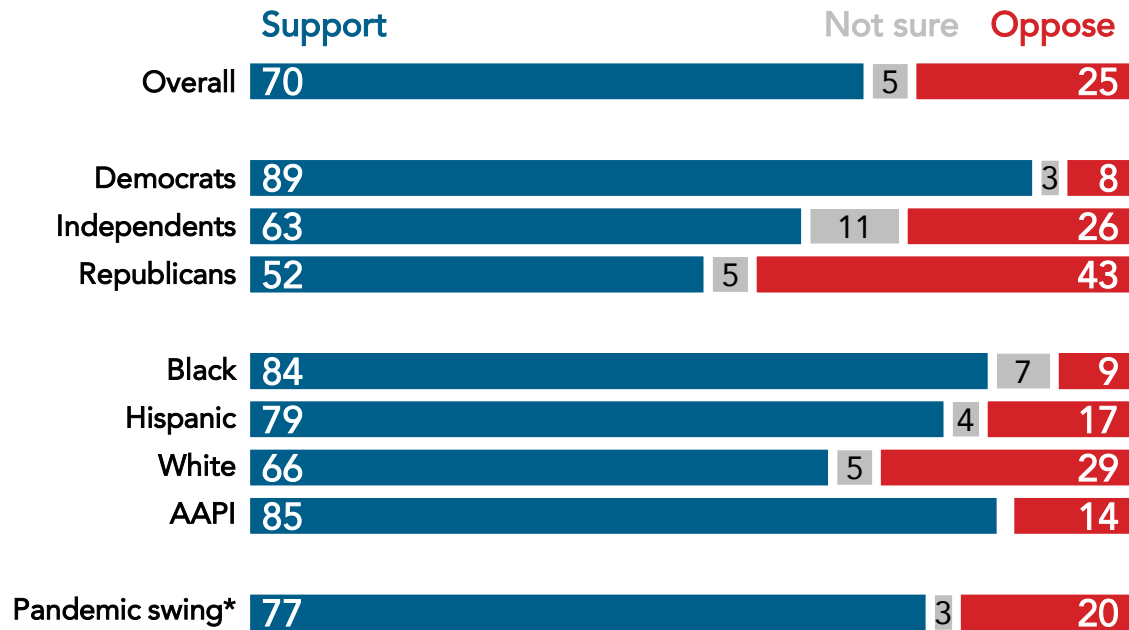
But There Is Nuance: Greater Majorities Support Keeping Mask Mandates When Cases Are High *and* Lifting When Low

Bipartisan majorities support having mask mandates when case counts are high and lifting them when case counts are low.

- Among those who disapprove of Biden’s pandemic handling but trust Biden and Democrats more than Republicans to combat the pandemic, 77% support mask mandates with high case counts and 59% support lifting mask mandates when they are low.

Generally speaking, do you support or oppose the use of mask mandates to slow the spread of coronavirus when case counts are high in your area?

Generally speaking, do you support or oppose lifting mask mandates when case counts are low in your area?

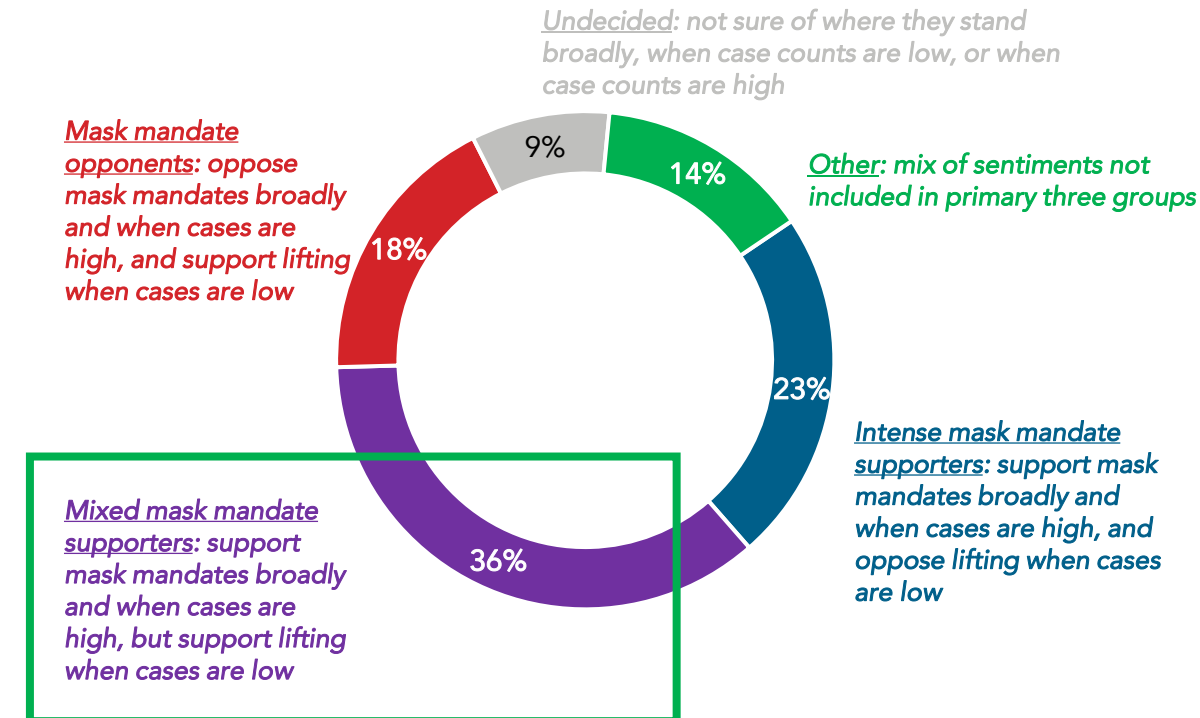


*"Pandemic swing" are those who disapprove of Biden’s handling of the pandemic but trust Biden and Democrats more than Republicans to "combat the coronavirus pandemic."
 Nationwide survey of 1,000 registered voters conducted February 17-February 22, 2022.
 For more info, visit navigatorresearch.org.

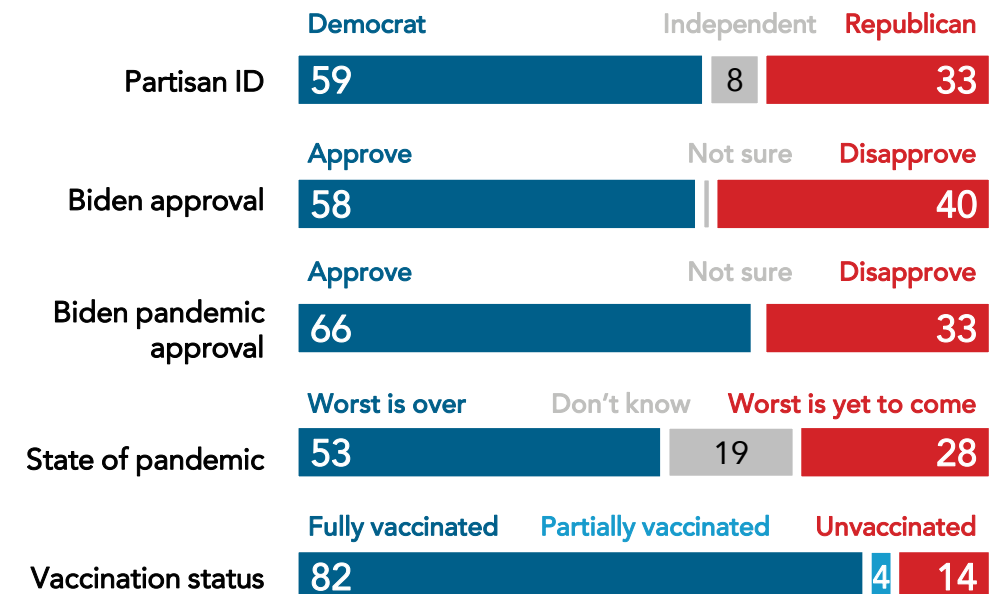
A Plurality Support Mask Mandates Broadly and When Case Numbers Are High, But Support Lifting Them When Low

Of those who support mask mandates overall and when cases are high, but support lifting mask mandates when case counts are low, 59% are Democrats, 8% are independents, and 33% are Republicans. They give Biden high marks overall and on the pandemic, feel the worst of the pandemic is over, and four in five are fully vaccinated with another 4% who are partially vaccinated.

What do you think is the right approach to mask mandates?



Among those mixed on mask mandates...



Nationwide survey of 1,000 registered voters conducted February 17-February 22, 2022. For more info, visit navigatorresearch.org.

navigator*

About Navigator

In a world where the news cycle is the length of a tweet, our leaders often lack the real-time public-sentiment analysis to shape the best approaches to talking about the issues that matter the most. Navigator is designed to act as a consistent, flexible, responsive tool to inform policy debates by conducting research and reliable guidance to inform allies, elected leaders, and the press. Navigator is a project led by pollsters from Global Strategy Group and GBAO along with an advisory committee, including: Arkadi Gerney, The Hub Project; Joel Payne, The Hub Project; Christina Reynolds, EMILY's List; Mike Podhorzer, AFL-CIO; Jesse Ferguson, progressive strategist; Navin Nayak, Center for American Progress Action Fund; Stephanie Valencia, EquisLabs; and Melanie Newman, Planned Parenthood Action Fund.

About the Study

Global Strategy Group conducted public opinion surveys among a sample of 1,395 registered voters from February 17-February 22, 2022. 100 additional interviews were conducted among Hispanic voters. 75 additional interviews were conducted among Asian American and Pacific Islander voters. 100 additional interviews were conducted among African American voters. 100 additional interviews were conducted among independent voters. The survey was conducted online, recruiting respondents from an opt-in online panel vendor. Respondents were verified against a voter file and special care was taken to ensure the demographic composition of our sample matched that of the national registered voter population across a variety of demographic variables.

For Press inquiries contact:

press@navigatorresearch.org

To learn more about Navigator:

<http://navigatorresearch.org>

@NavigatorSurvey on Twitter