

navigator*

Friday, March 25th

SCOTUS, Biden, and
Coronavirus: A Guide for
Advocates



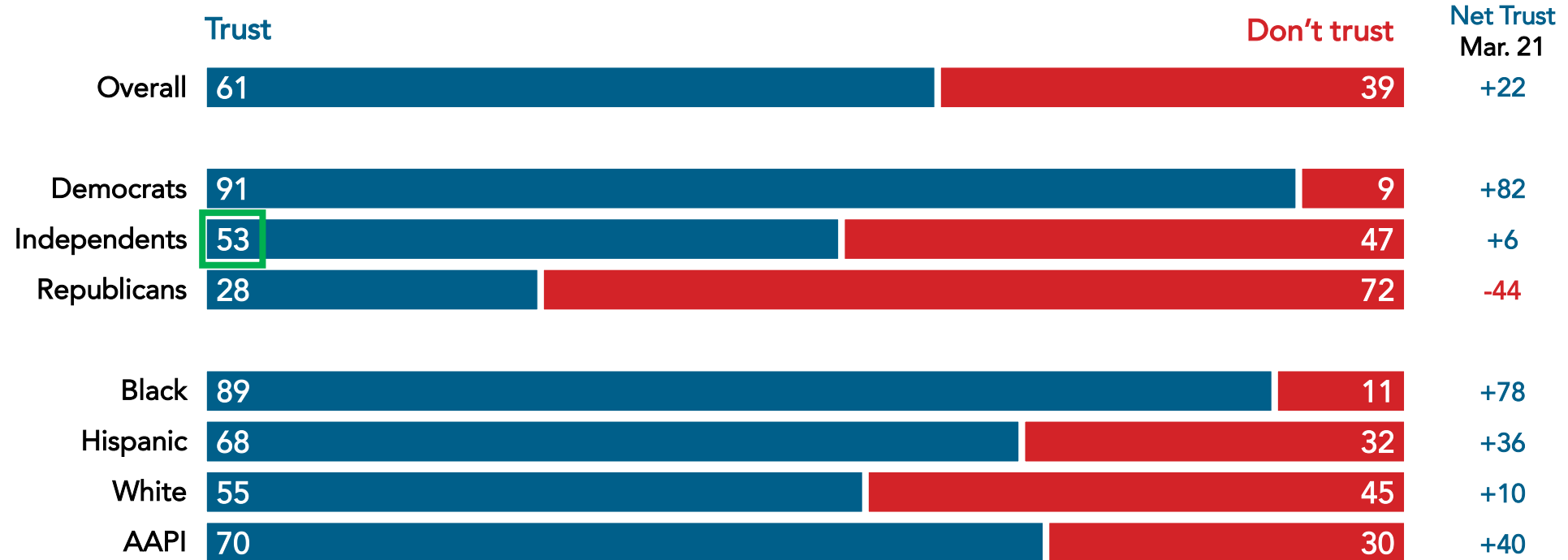
Key Takeaways:

- Judge Ketanji Brown Jackson's confirmation to the Supreme Court is supported by a 22-point margin.
- While three in five Americans trust the Supreme Court to make the right decisions in the future as of today, overturning *Roe v. Wade* would make three in five distrust the Supreme Court to make the right decisions.
- Three in five say America is doing better than other countries in our response to the pandemic, compared to just 40% who said the same during May 2020 under Trump.

Three in Five Trust Biden's Judgment on Who Should Be the Next Supreme Court Justice

A majority of independents (53%) trust Biden's judgment on who should be the next Supreme Court Justice.

How much do you trust President Biden's judgment on who should be the next Supreme Court Justice?*



*"Trust" includes those who say they trust Biden "a great deal," "a fair amount," or "some" on who the next Supreme Court Justice should be. "Don't trust" includes those who say they trust Biden "very little" or "not at all" on who the next Supreme Court Justice should be. Nationwide surveys of registered voters; Each wave represents approximately 1,000 interviews taken over the prior three-five days. Latest wave conducted March 17-March 21, 2022. For more info, visit navigatorresearch.org

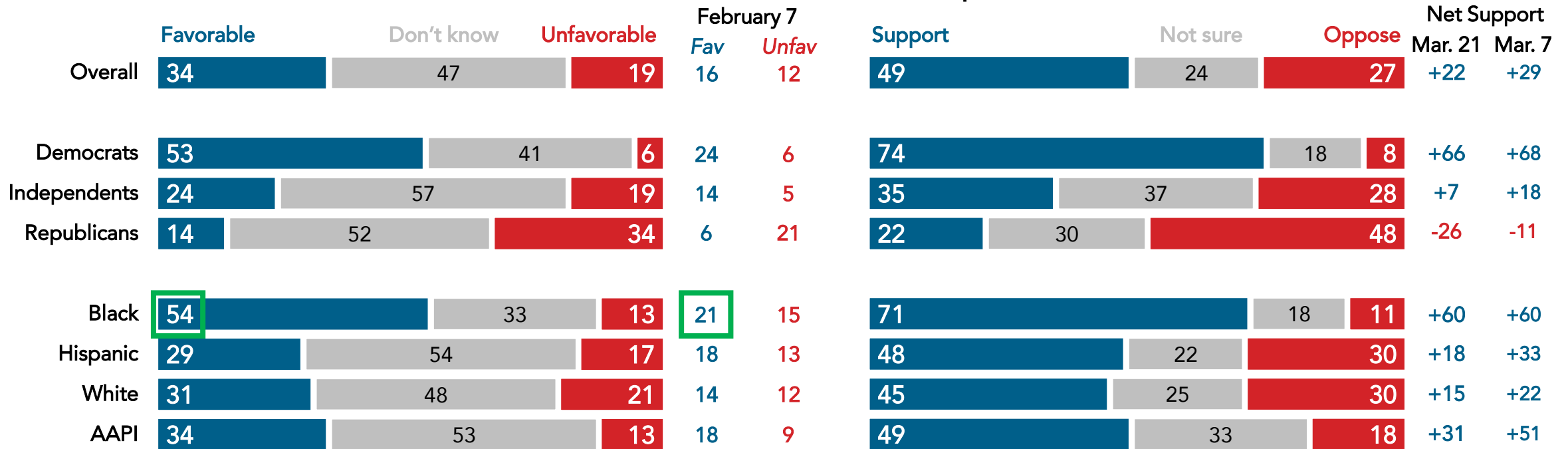
Views of Jackson Have Grown More Favorable, Though Half Remain Unfamiliar; Nearly Half Support Her Confirmation

Since early February, there has been an 18-point increase in the share who have a favorable view of Judge Ketanji Brown Jackson and just a 7-point increase in the share who have an unfavorable view.

- Favorability of Judge Jackson among Black Americans has risen most sharply from six weeks ago (from 21% then to 54% now).

Please indicate how favorable or unfavorable you are to: Judge Ketanji Brown Jackson.

Do you support or oppose the United States Senate voting to confirm Judge Ketanji Brown Jackson to fill Stephen Breyer's seat on the Supreme Court?



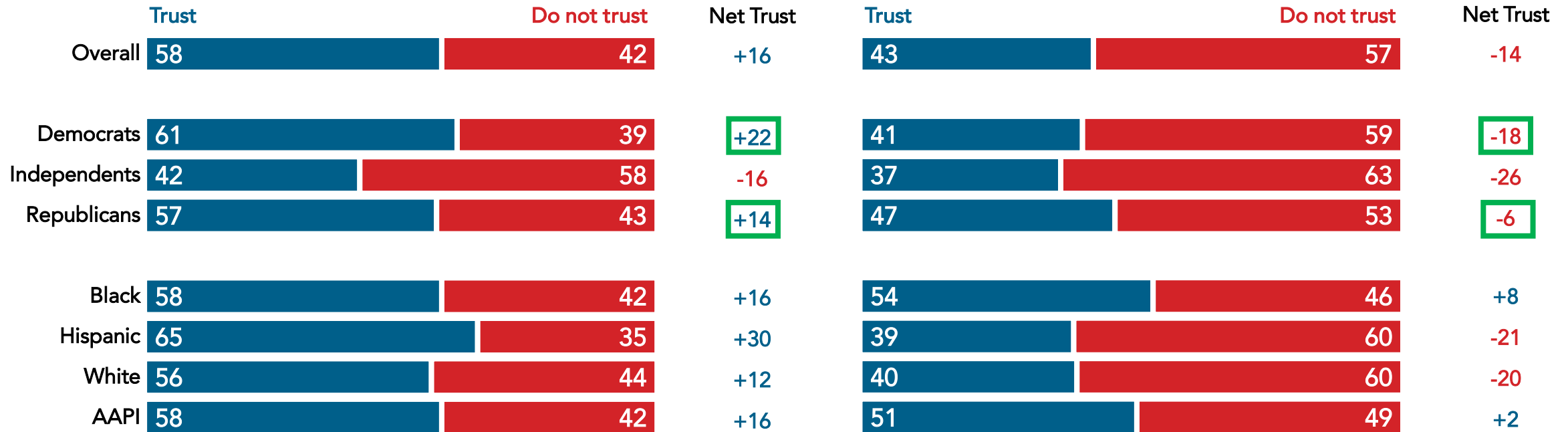
Nationwide surveys of registered voters; Each wave represents approximately 1,000 interviews taken over the prior three-five days. Latest wave conducted March 17-March 21, 2022. For more info, visit navigatorresearch.org

Americans Generally Trust SCOTUS, But *Roe* Is a Notable Exception

Independents are the only group that lacks trust in the Supreme Court when asked broadly, but when adding in context about *Roe v. Wade* potentially being overturned, net trust turns negative for both Democrats (net -18 trust) and Republicans (-6).

(Split sample) How much do you trust the Supreme Court to make the right decisions in the future?

(Split sample) The Supreme Court is considering a case this year that may result in weakening or overturning *Roe v. Wade* that established the legal right to an abortion. If the Supreme Court overturned *Roe v. Wade*, how much trust would you have in the Supreme Court to make the right decisions in the future?

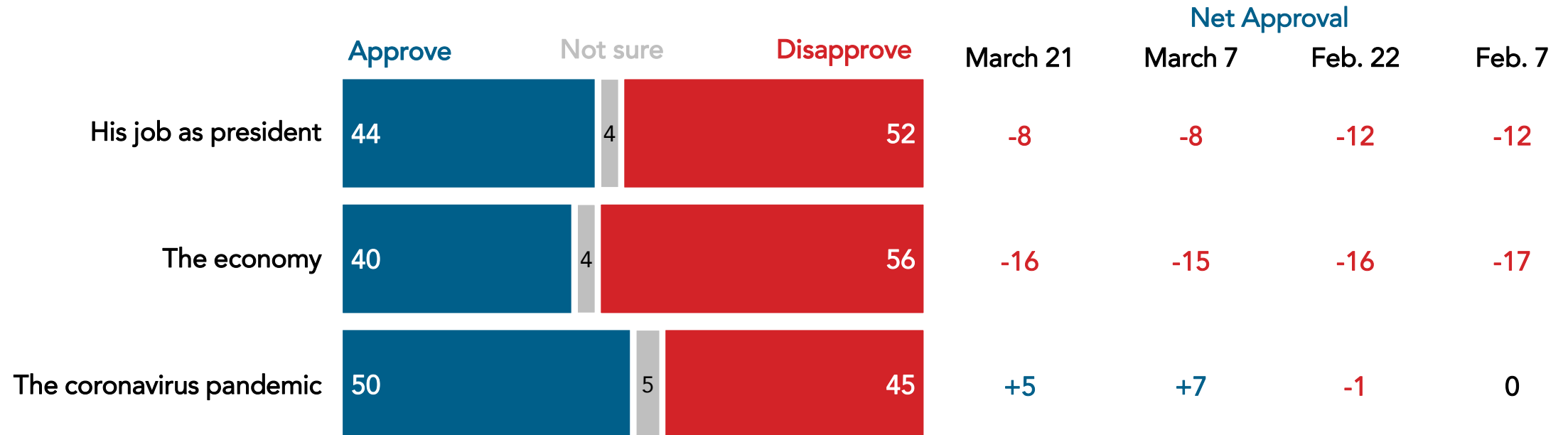


Nationwide survey of 1,000 registered voters conducted March 17-March 21, 2022. For more info, visit navigatorresearch.org.

While Biden's Approvals Overall and on the Economy Remain Underwater, His Pandemic Ratings Offer a Silver Lining

Biden's approval ratings overall and on the economy have been consistently underwater, though he is in the positive on his pandemic approval (net +5).

Do you approve or disapprove of the way Joe Biden is handling...

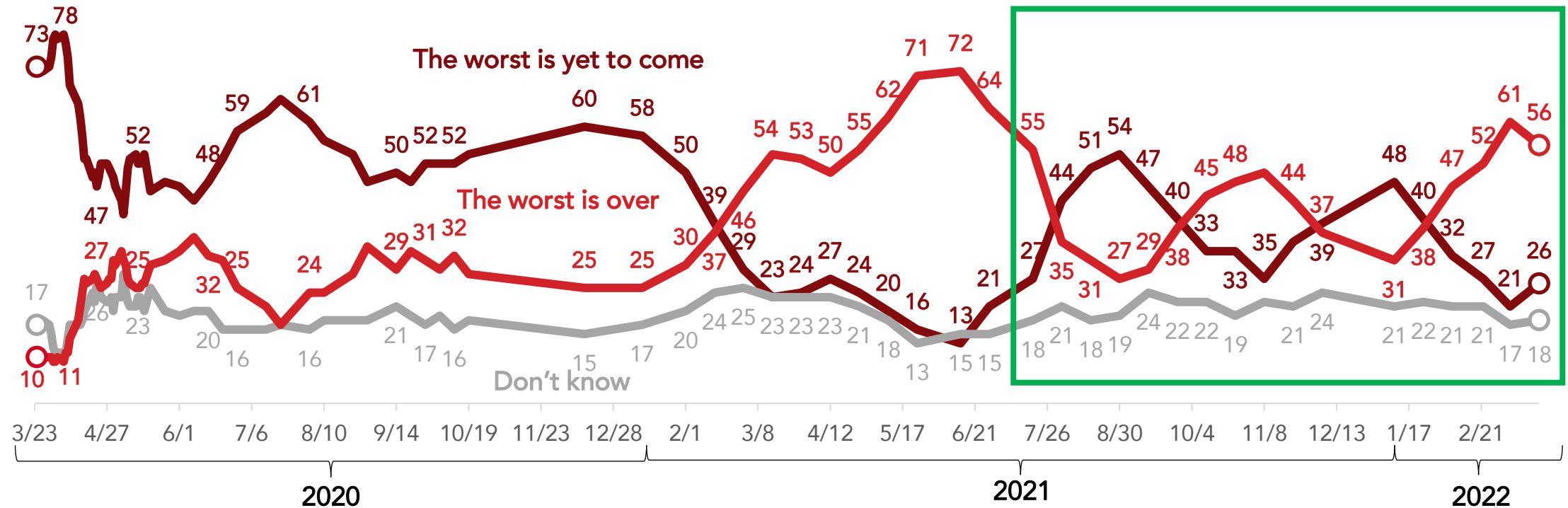


Nationwide surveys of registered voters; Each wave represents approximately 1,000 interviews taken over the prior three-five days. Latest wave conducted March 17-March 21, 2022. For more info, visit navigatorresearch.org

Most Americans Maintain Optimism About the Worst of the Pandemic Being Behind Us

Republicans (63%) and Democrats (53%) are most likely to say the “worst is over,” while independents are more split – 41% say the “worst is over,” 32% say the “worst is yet to come,” and 27% are unsure.

When it comes to the coronavirus pandemic in the United States, do you personally think that...

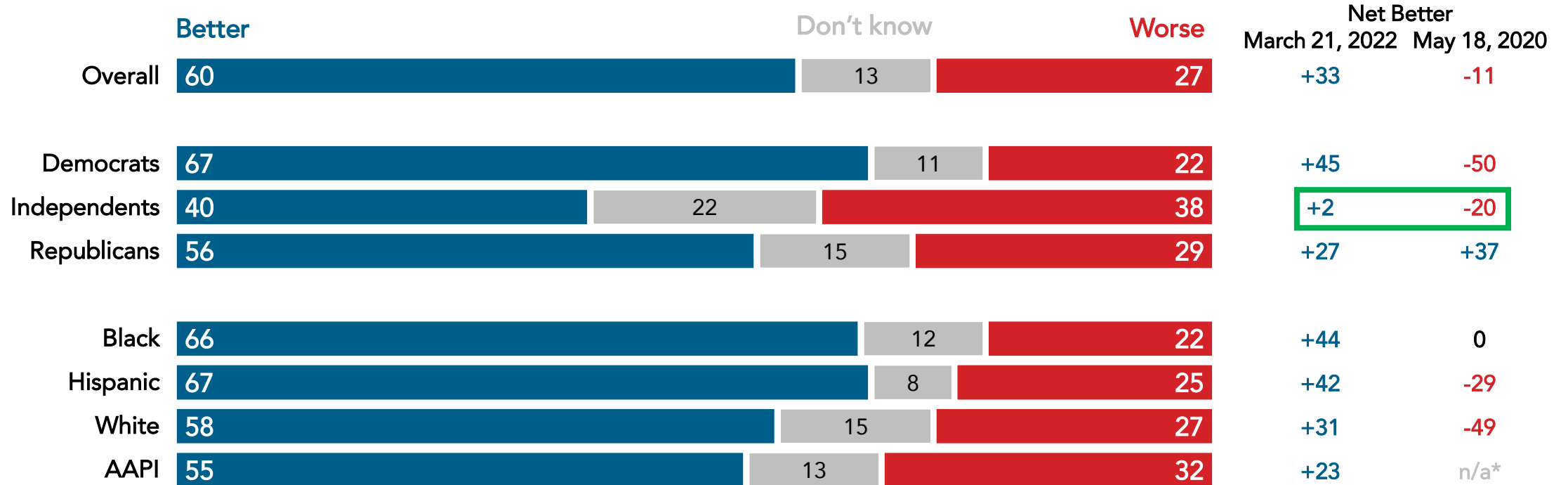


Nationwide surveys of registered voters; Each wave represents approximately 1,000 interviews taken over the prior three-five days. Latest wave conducted March 17-March 21, 2022. For more info, visit navigatorresearch.org

American Response to Pandemic Rated Better Than Rest of the World Under Biden, a Reversal From Under Trump

Since May 2020, there has been a 44-point increase in the net share who say America is doing better than other countries with our response to the pandemic (from -11 to +33), including a 22-point increase among independents (from -20 to +2).

Do you think America is doing better or worse than most other countries in the world with our response to the coronavirus pandemic?



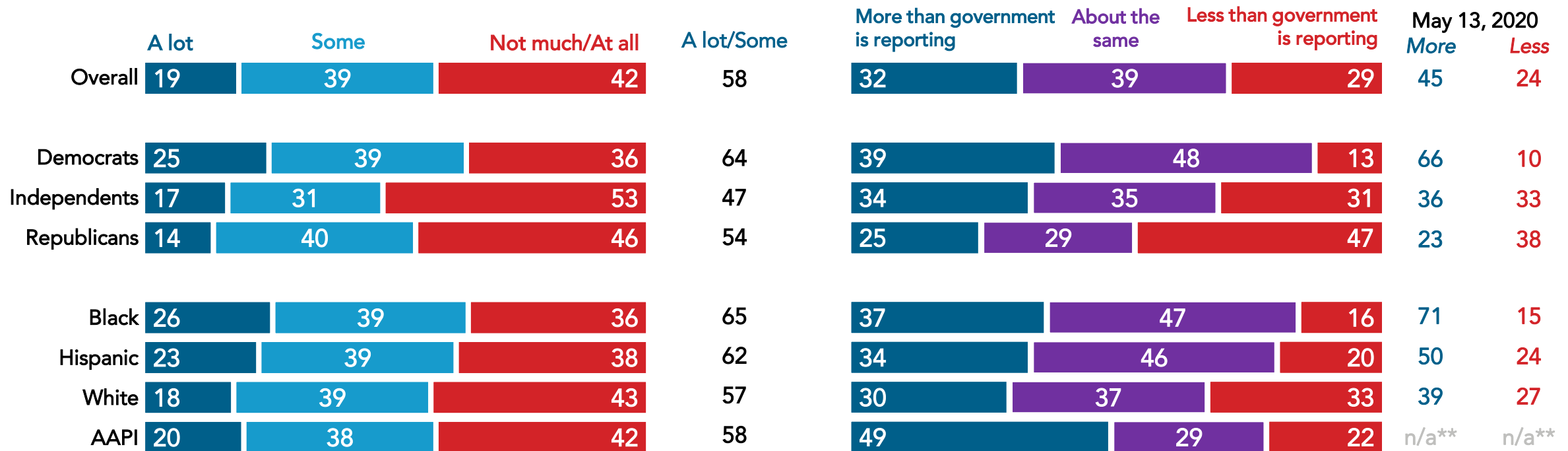
*Previous survey's sample size of AAPI interviews is too small for statistical analysis. Nationwide surveys of registered voters; Each wave represents approximately 1,000 interviews taken over the prior three-five days. Latest wave conducted March 17-March 21, 2022. For more info, visit navigatorresearch.org

Just One in Five Hearing “a Lot” About Coronavirus Death Toll Nearing One Million, and Pluralities Say Reporting Is Accurate

The number of Americans who believe the number of coronavirus deaths is greater than what has been reported has dropped 13 points since May 2020 (from 45% to 32%).

As you may know, total deaths from complications related to coronavirus in the United States are approaching the 1 million mark in the next week or so. How much have you seen, read, or heard about this?

*As you just read, the number of deaths from coronavirus in the United States since the pandemic began is nearing 1 million lives lost. Do you think the number of Americans dying from coronavirus is more, less, or about the same as what the government is reporting?



*Previous asks of this question did not include the context of the approaching 1 million casualty mark and only asked perceptions of the number of casualties compared to government reporting. **Previous survey's sample size of AAPI interviews is too small for statistical analysis. Nationwide surveys of registered voters; Each wave represents approximately 1,000 interviews taken over the prior three-five days. Latest wave conducted March 17-March 21, 2022. For more info, visit navigatorresearch.org

navigator*

About Navigator

In a world where the news cycle is the length of a tweet, our leaders often lack the real-time public-sentiment analysis to shape the best approaches to talking about the issues that matter the most. Navigator is designed to act as a consistent, flexible, responsive tool to inform policy debates by conducting research and reliable guidance to inform allies, elected leaders, and the press. Navigator is a project led by pollsters from Global Strategy Group and GBAO along with an advisory committee, including: Arkadi Gerney, The Hub Project; Joel Payne, The Hub Project; Christina Reynolds, EMILY's List; Mike Podhorzer, AFL-CIO; Jesse Ferguson, progressive strategist; Navin Nayak, Center for American Progress Action Fund; Stephanie Valencia, EquisLabs; and Melanie Newman, Planned Parenthood Action Fund.

About the Study

Global Strategy Group conducted public opinion surveys among a sample of 1,000 registered voters from March 17-March 21, 2022. 107 additional interviews were conducted among Hispanic voters. 79 additional interviews were conducted among Asian American and Pacific Islander voters. 102 additional interviews were conducted among African American voters. 96 additional interviews were conducted among independent voters. The survey was conducted online, recruiting respondents from an opt-in online panel vendor. Respondents were verified against a voter file and special care was taken to ensure the demographic composition of our sample matched that of the national registered voter population across a variety of demographic variables.

For Press inquiries contact:

press@navigatorresearch.org

To learn more about Navigator:

<http://navigatorresearch.org>

@NavigatorSurvey on Twitter