

# navigator\*

Thursday, March 31<sup>st</sup>

A Guide for  
Advocates



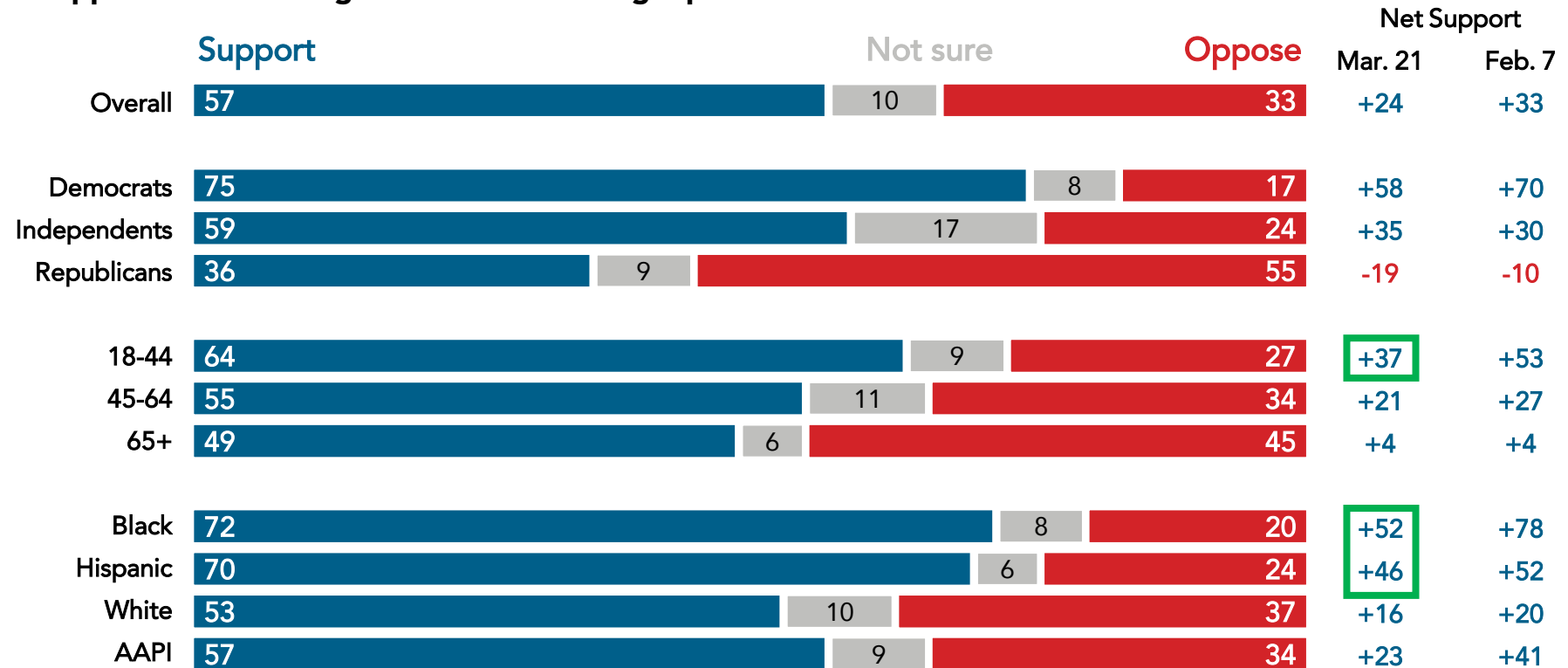
## Key Takeaways:

- Canceling a portion of student loan debt remains broadly supported and increases the share who say Biden has kept his promises.
- Bipartisan majorities support limiting stock trading by members of Congress and federal judges.
- Nearly two in three support making Daylight Saving Time permanent.

# Canceling Some Student Loan Debt Remains Popular and Is Most Supported By Younger, Black, and Hispanic Americans

Almost three in five Americans support canceling at least a portion of student loan debt, including nearly two in three of those under the age of 45 (64%). Three in five independents (59%) also support the idea.

Would you support or oppose the federal government canceling a portion of federal student loan borrowers' debt?



Nationwide surveys of registered voters; Each wave represents approximately 1,000 interviews taken over the prior three-five days. Latest wave conducted March 17-March 21, 2022. For more info, visit [navigatorresearch.org](https://navigatorresearch.org)

# Canceling a Portion of Federal Student Loan Debt Leads a Majority to Say Biden Has Kept Campaign Promises

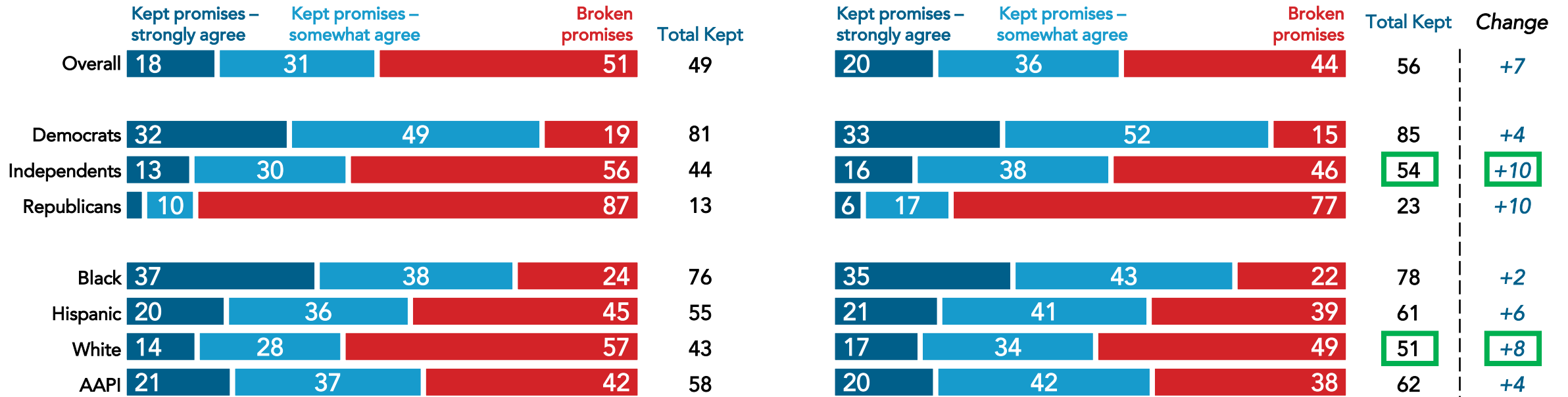
The greatest increases in perceptions that Biden has kept his campaign promises occur among independents (+10), Republicans (+10), and white Americans (+8), leading a majority of independents to say he has kept his promises (54%).

Which do you agree with more?

- Joe Biden has mostly **kept** the promises he made during the campaign
- Joe Biden has mostly **broken** the promises he made during the campaign

Assume Congress and Biden canceled at least a portion of federal student loan borrowers' debt. Which do you agree with more?

- Joe Biden has mostly **kept** the promises he made during the campaign
- Joe Biden has mostly **broken** the promises he made during the campaign



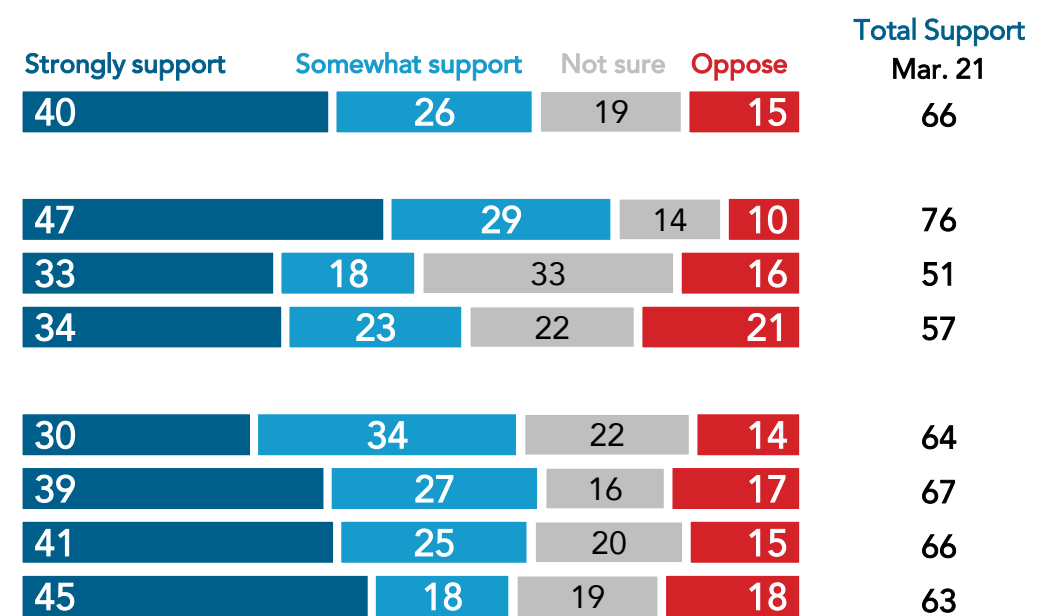
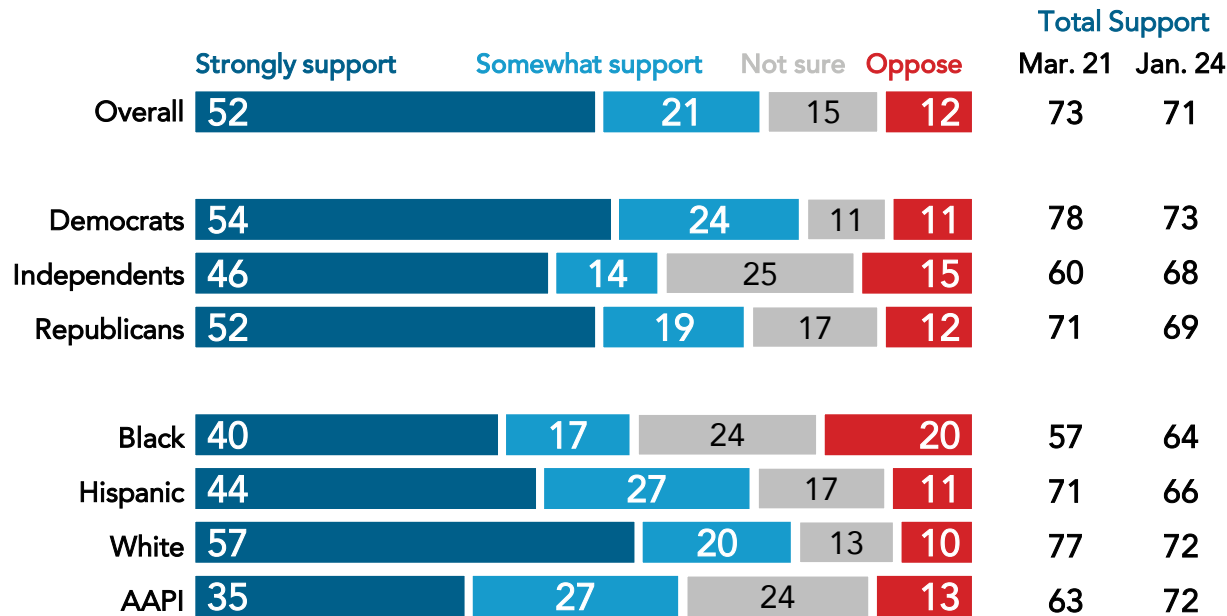
Nationwide survey of 1,000 registered voters conducted March 17-March 21, 2022. For more info, visit [navigatorresearch.org](https://navigatorresearch.org).

# Nearly Three in Four Americans Support Legislation to Limit Stock Trading by Members of Congress and Federal Judges

A version of the question that also asks about limiting the ability of Supreme Court Justices and other federal judges to trade stock garners a slightly lower level of support than a version that only asks about members of Congress.

(Split sample) As you may know, legislation was recently introduced that would limit the ability of members of Congress to trade stocks while in office. Knowing this, do you support or oppose this legislation to limit members of Congress from trading stocks in office?

(Split sample) As you may know, legislation was recently introduced that would limit the ability of members of Congress to trade stocks while in office. Some have suggested passing similar legislation to also limit the ability of Justices of the Supreme Court and federal judges from trading stocks. Knowing this, do you support or oppose legislation that would prevent Supreme Court Justices and federal judges from trading stocks while serving?

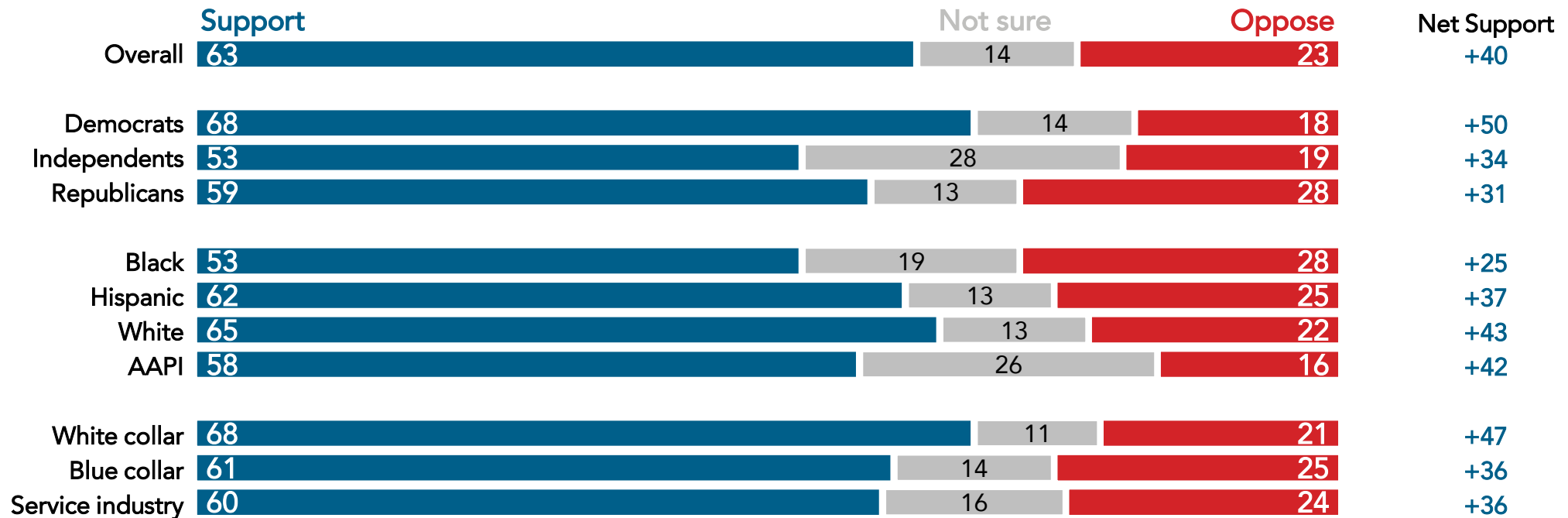


Nationwide survey of 1,000 registered voters conducted March 17-March 21, 2022. For more info, visit [navigatorresearch.org](https://navigatorresearch.org).

# Bipartisan Support Exists for Making Daylight Saving Time Permanent

Majorities of every partisan and racial group support the change. Those most recently employed in white collar work (68%) are more supportive than blue collar (61%) or service industry (60%) Americans.

As you may know, the United States Senate passed a piece of legislation in the past week that would make Daylight Saving Time – the part of the year when we set clocks forward – permanent, meaning we would not set clocks backward when we get to the fall. Do you support or oppose this legislation to make Daylight Saving permanent?



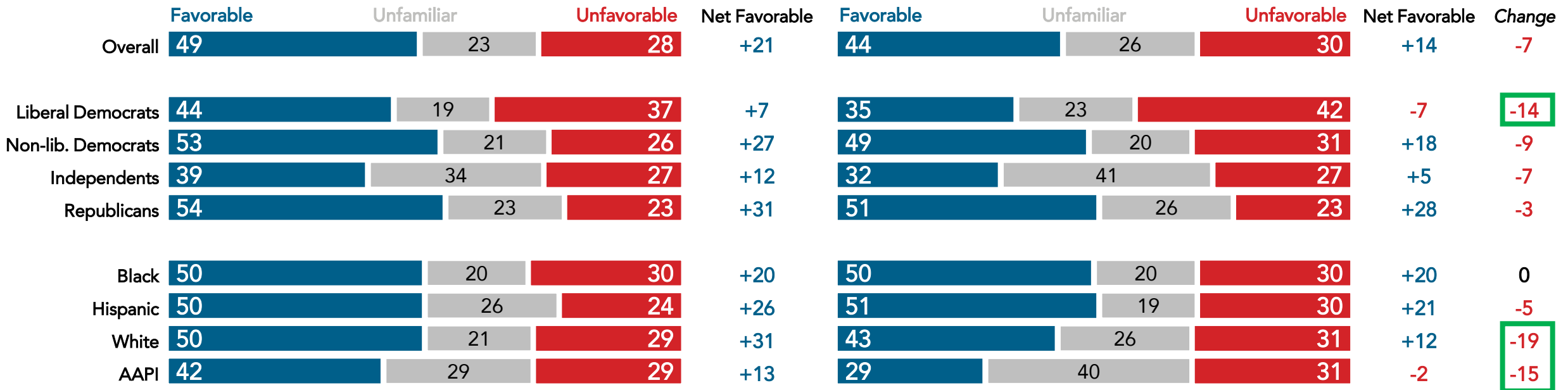
Nationwide survey of 1,000 registered voters conducted March 17-March 21, 2022.  
For more info, visit [navigatorresearch.org](http://navigatorresearch.org).

# Almost Half of Americans Hold Favorable Views of Tom Brady, But His Favorability Drops When People Hear He Un-Retired

Upon initial ask, nearly half of Americans view Tom Brady favorably. When introducing his un-retirement from the NFL, his favorability drops 7 points, with a plurality of liberal Democrats viewing him unfavorably (42%).

Please indicate how favorable or unfavorable you are to: Tom Brady.

As you may know, NFL quarterback Tom Brady recently retired, but announced this week he is un-retiring and returning to play another season. **Knowing this, please indicate how favorable or unfavorable you are to: Tom Brady.**



Nationwide survey of 1,000 registered voters conducted March 17-March 21, 2022. For more info, visit [navigatorresearch.org](https://navigatorresearch.org).

# navigator\*

## About Navigator

In a world where the news cycle is the length of a tweet, our leaders often lack the real-time public-sentiment analysis to shape the best approaches to talking about the issues that matter the most. Navigator is designed to act as a consistent, flexible, responsive tool to inform policy debates by conducting research and reliable guidance to inform allies, elected leaders, and the press. Navigator is a project led by pollsters from Global Strategy Group and GBAO along with an advisory committee, including: Arkadi Gerney, The Hub Project; Joel Payne, The Hub Project; Christina Reynolds, EMILY's List; Mike Podhorzer, AFL-CIO; Jesse Ferguson, progressive strategist; Navin Nayak, Center for American Progress Action Fund; Stephanie Valencia, EquisLabs; and Melanie Newman, Planned Parenthood Action Fund.

## About the Study

Global Strategy Group conducted public opinion surveys among a sample of 1,000 registered voters from March 17-March 21, 2022. 107 additional interviews were conducted among Hispanic voters. 79 additional interviews were conducted among Asian American and Pacific Islander voters. 102 additional interviews were conducted among African American voters. 96 additional interviews were conducted among independent voters. The survey was conducted online, recruiting respondents from an opt-in online panel vendor. Respondents were verified against a voter file and special care was taken to ensure the demographic composition of our sample matched that of the national registered voter population across a variety of demographic variables.

For Press inquiries contact:

[press@navigatorresearch.org](mailto:press@navigatorresearch.org)

To learn more about Navigator:

<http://navigatorresearch.org>

@NavigatorSurvey on Twitter