

navigator*

Tuesday, April 12th

A Guide for
Advocates



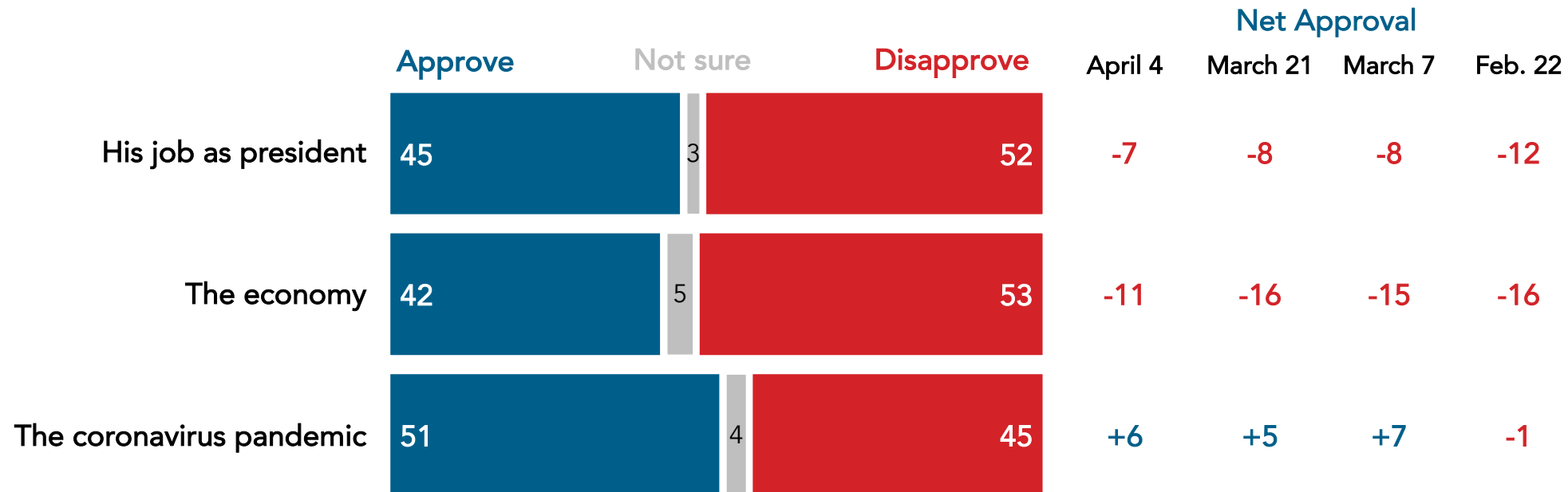
Key Takeaways:

- Americans feel neither party is focused enough on the economy; most voters have not heard about recent jobs numbers or Biden and Democrats' new economic plan.
- Biden and Democrats' new economic plan remains vastly popular.
- The Republican "Rescue America" agenda proposed by Senator Rick Scott is deeply underwater.

Ratings of Biden See Slight Improvement on Economy; Coronavirus Approval Remains In the Positive

Biden's overall approval has improved from net -12 to net -7 since late February; his pandemic approval remains in the positive at net +6.

Do you approve or disapprove of the way Joe Biden is handling...



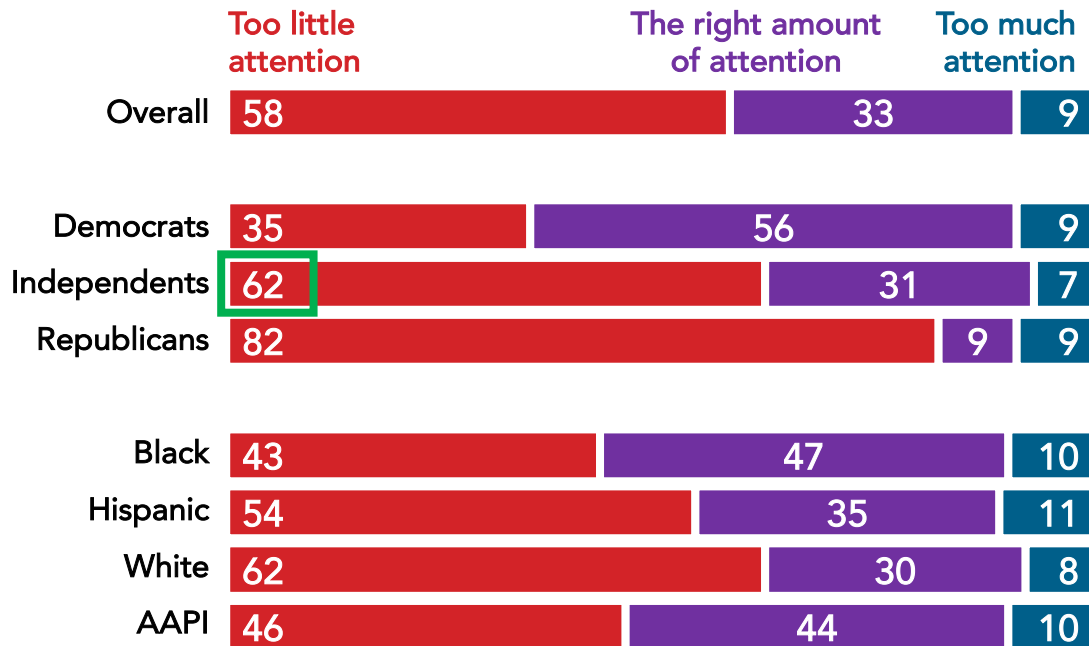
Nationwide surveys of registered voters; Each wave represents approximately 1,000 interviews taken over the prior three-five days. Latest wave conducted March 31-April 4, 2022. For more info, visit navigatorresearch.org

While Both Parties Are Seen as Paying Too Little Attention to the Economy, More Believe It About the Democratic Party

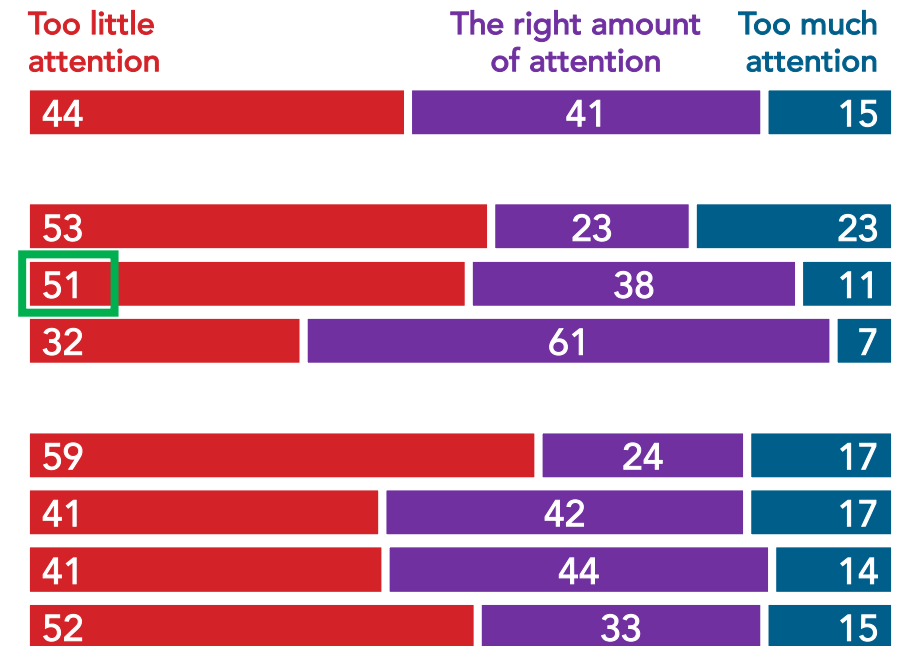
Pluralities say the Democratic Party (58%) and the Republican Party (44%) pay too little attention to the economy.

- Among independents, 62% say the Democratic Party pays too little attention to the economy and 51% say the same of the Republican Party.

Does the **Democratic Party** give too much, too little, or the right amount of attention to economic issues?



Does the **Republican Party** give too much, too little, or the right amount of attention to economic issues?

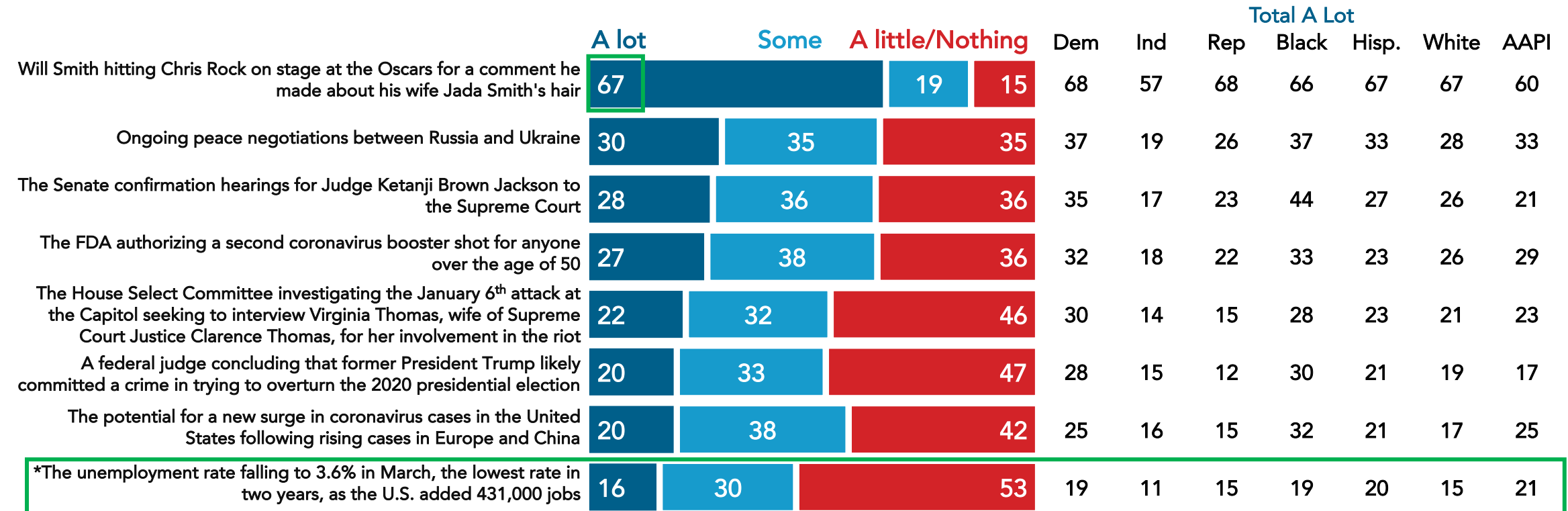


Nationwide survey of 998 registered voters conducted March 31-April 4, 2022.
For more info, visit navigatorresearch.org

Fewer Than One in Five Americans Report Hearing “A Lot” About Recent Unemployment Numbers and Job Growth

Even among Democrats, just 19% have heard “a lot” about the unemployment rate falling to 3.6% and the addition of 431,000 jobs.

Below is a list of issues that have been in the news recently. Please indicate how much you have seen, read, or heard about each one.

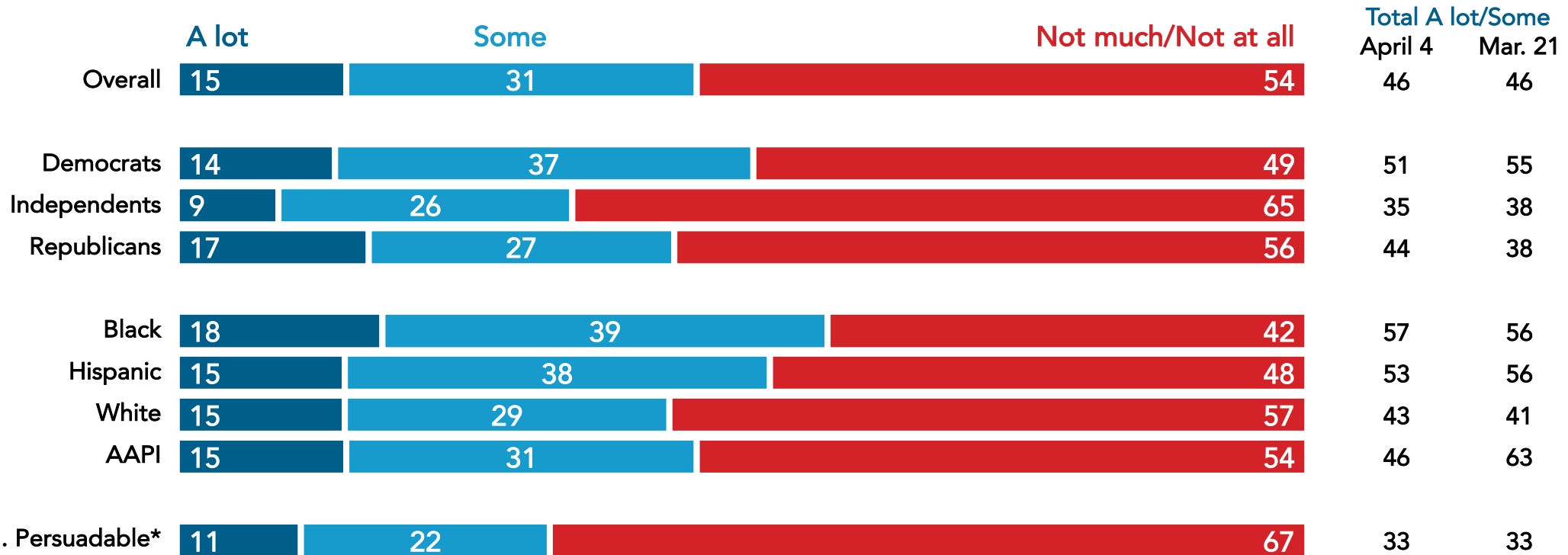


*On this question, n=710 due to later release of recent jobs numbers. Nationwide survey of 998 registered voters conducted March 31-April 4, 2022. For more info, visit navigatorresearch.org.

Less than Half of Americans Are Hearing About Biden's Economic Plan

Independents and economically persuadable Americans are the least likely to have heard about the plan (65% and 67%, respectively).

How much have you seen, read, or heard about new economic legislation being proposed by President Biden and being negotiated by Democrats in Congress?

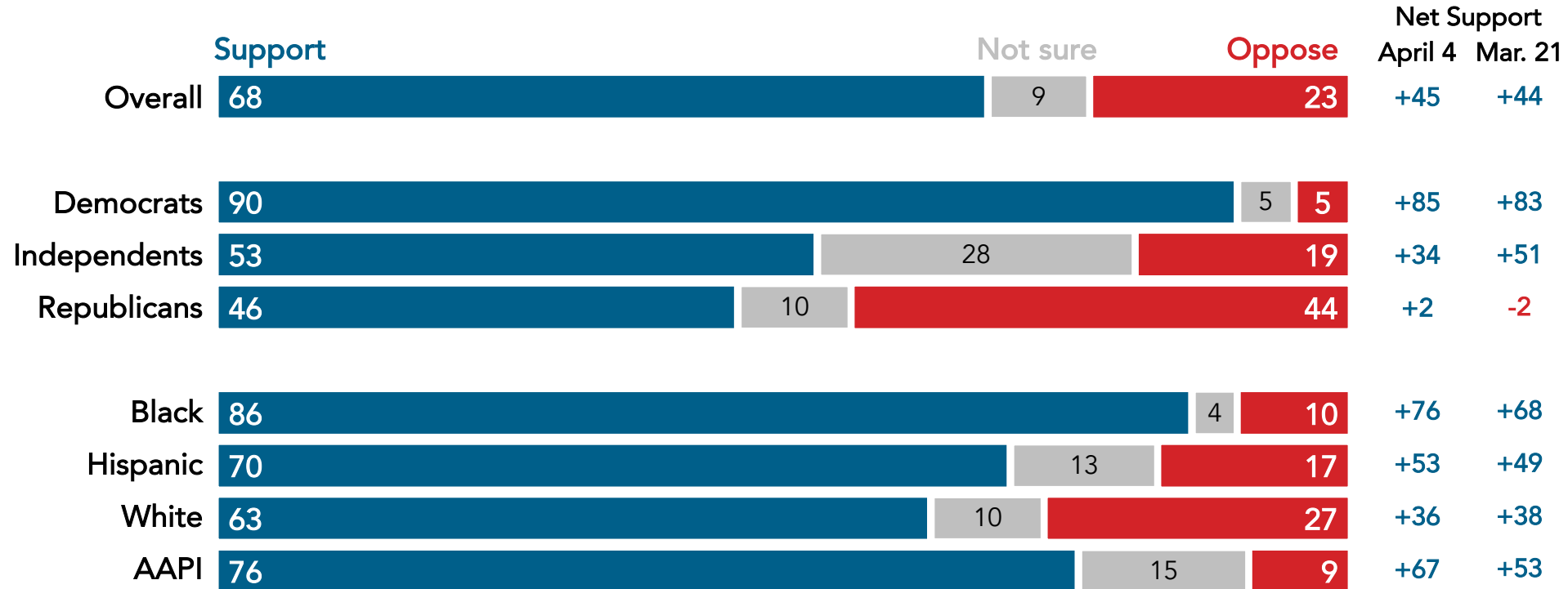


*"Economically persuadable Americans" are those who disapprove of Biden's handling of the economy, but support new economic legislation on separate questions. Nationwide surveys of registered voters; Each wave represents approximately 1,000 interviews taken over the prior three-five days. Latest wave conducted March 31-April 4, 2022. For more info, visit navigatorresearch.org

Biden and Democrats' Economic Plan Hits All-Time High Level of Support

Independents support the plan by a 34-point margin and Republicans by a 2-point margin.

As you may know, Biden and Democrats' new economic plan will expand Medicare for seniors to include hearing coverage, lower health care costs by allowing Medicare to negotiate lower drug prices, and invest in clean energy like wind and solar power. Knowing this, do you support or oppose this new economic plan?



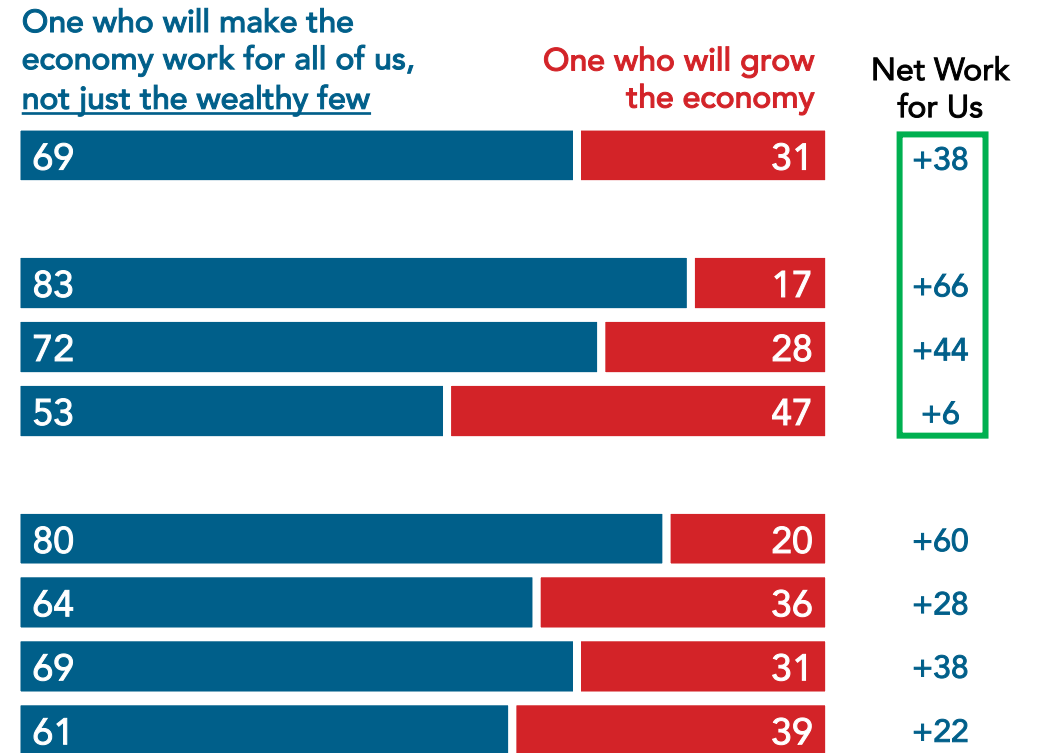
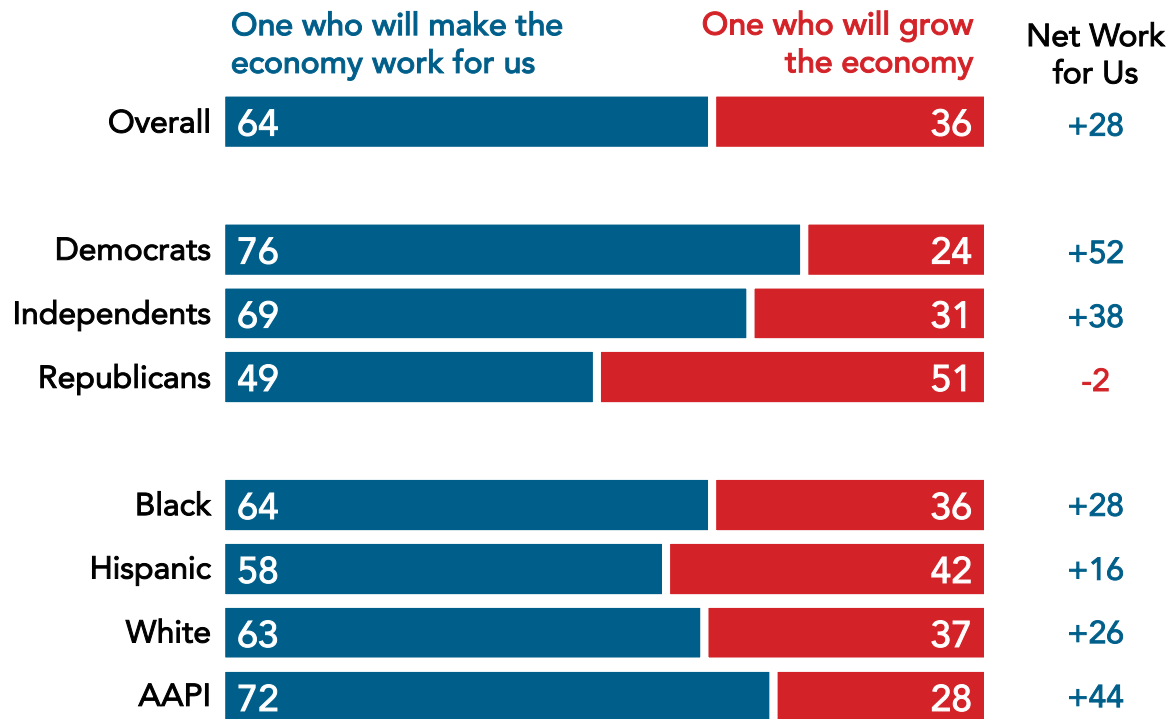
Nationwide surveys of registered voters; Each wave represents approximately 1,000 interviews taken over the prior three-five days. Latest wave conducted March 31-April 4, 2022. For more info, visit navigatorresearch.org

Support for Progressive Economic Message Is Even Stronger When Juxtaposed Against the Wealthy

Adding language about making the economy work “for all of us, not just the wealthy few” leads to higher support overall (from net +28 to net +38), including among Democrats (from +52 to +66) and independents (from +38 to +44).

(Split sample) Which candidate would you be more likely to support?

(Split sample) Which candidate would you be more likely to support?

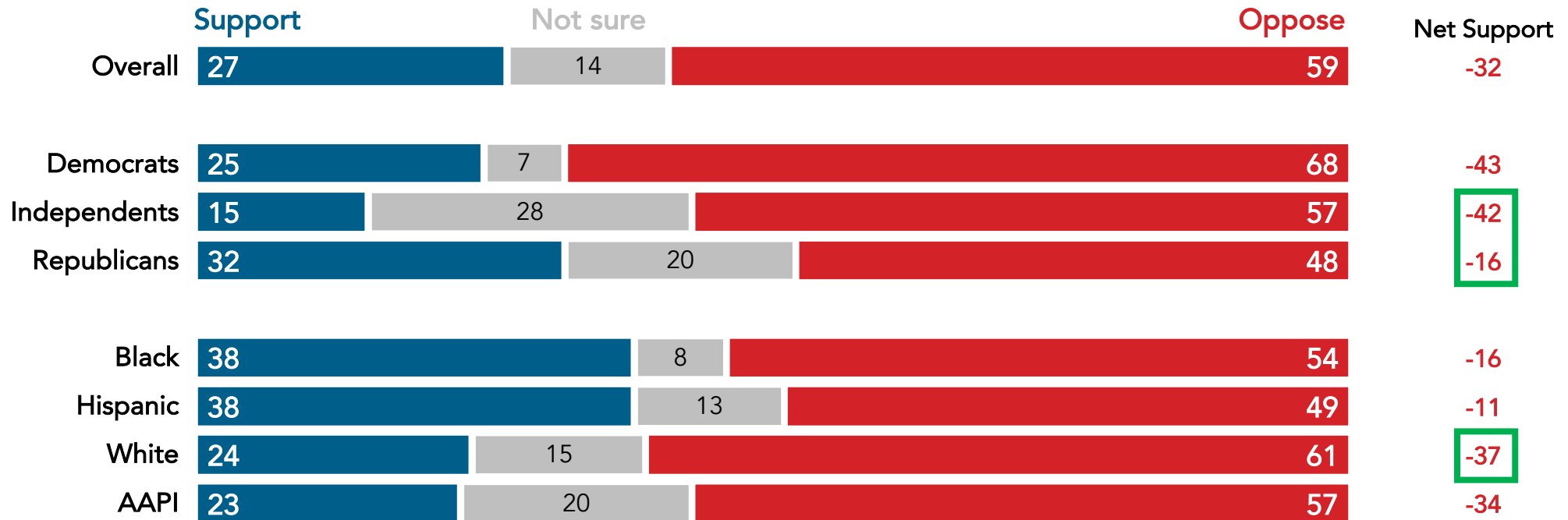


Nationwide survey of 998 registered voters conducted March 31-April 4, 2022. For more info, visit navigatorresearch.org

In Contrast to Biden and Democrats' Plan, Republican Senator Rick Scott's Economic Plan Is Deeply Unpopular

Scott's plan is deeply unpopular with independents (57% oppose) and is even 16 points underwater among Republicans.

As you may know, Republicans released a campaign plan called the "Rescue America" plan that would raise taxes on about 100 million working class Americans and require Congress to re-authorize all laws every five years, which means programs like Social Security and Medicare could be eliminated if there is gridlock in Congress. Knowing this, do you support or oppose this plan?



Nationwide survey of 998 registered voters conducted March 31-April 4, 2022.
For more info, visit navigatorresearch.org

navigator*

About Navigator

In a world where the news cycle is the length of a tweet, our leaders often lack the real-time public-sentiment analysis to shape the best approaches to talking about the issues that matter the most. Navigator is designed to act as a consistent, flexible, responsive tool to inform policy debates by conducting research and reliable guidance to inform allies, elected leaders, and the press. Navigator is a project led by pollsters from Global Strategy Group and GBAO along with an advisory committee, including: Arkadi Gerney, The Hub Project; Joel Payne, The Hub Project; Christina Reynolds, EMILY's List; Mike Podhorzer, AFL-CIO; Jesse Ferguson, progressive strategist; Navin Nayak, Center for American Progress Action Fund; Stephanie Valencia, EquisLabs; and Melanie Newman, Planned Parenthood Action Fund.

About the Study

Global Strategy Group conducted public opinion surveys among a sample of 998 registered voters from March 31-April 4, 2022. 100 additional interviews were conducted among Hispanic voters. 74 additional interviews were conducted among Asian American and Pacific Islander voters. 100 additional interviews were conducted among African American voters. 100 additional interviews were conducted among independent voters. The survey was conducted online, recruiting respondents from an opt-in online panel vendor. Respondents were verified against a voter file and special care was taken to ensure the demographic composition of our sample matched that of the national registered voter population across a variety of demographic variables.

For Press inquiries contact:

press@navigatorresearch.org

**To learn more about
Navigator:**

<http://navigatorresearch.org>

@NavigatorSurvey on Twitter