

navigator*

Thursday, April 21st

A Guide for
Advocates



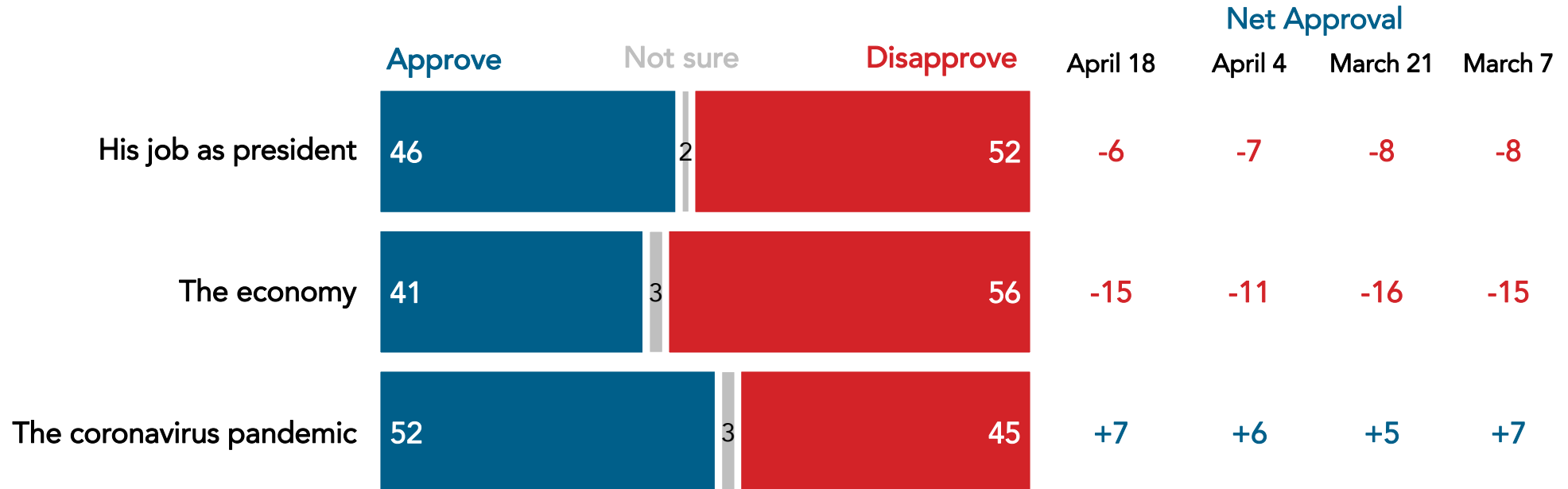
Key Takeaways:

- Americans want more focus on jobs, the economy, and inflation, while they see Biden and Congress focusing on the pandemic and Ukraine.
- There are signs of optimism on the pandemic: most feel the worst is over, say they feel the pandemic is mostly over for themselves personally, and are less worried about a range of issues related to the pandemic.
- Few Americans are hearing news about economic progress, but support for Biden and Democrats' new economic plan is at an all-time high.

Biden's Ratings on the Economy Remain Underwater, Though He Remains Positive on the Pandemic

Since Biden's State of the Union, his handling of the pandemic has remained net positive (net +7 in this survey).

Do you approve or disapprove of the way Joe Biden is handling...



Nationwide surveys of registered voters; Each wave represents approximately 1,000 interviews taken over the prior three-five days. Latest wave conducted April 14-April 18, 2022. For more info, visit navigatorresearch.org

The War in Ukraine and Economic Sanctions Dominate Positive News about Biden

While 77% of Democrats say they are hearing “mostly positive” or an “equal mix of positive and negative” about Biden, 50% of independents and just 26% of Republicans say the same.

In a few words, what positive things have you seen, read, or heard recently about Joe Biden?

Hearing Positives on Biden: 52%



April 4th



“President Biden is working to address inflation, extend the national emergency for the pandemic, [and] helping Ukraine to defend themselves.”

“He appointed the first Black woman to the Supreme Court.”

“Biden is strongly supporting the country of Ukraine with economic sanctions against Russia and economic support for Ukraine.”

“Biden is giving millions of dollars to help Ukraine, he is working on getting gas prices lowered, and working to help families alleviate inflation costs.”

Nationwide surveys of registered voters; Each wave represents approximately 1,000 interviews taken over the prior three-five days. Latest wave conducted April 14-April 18, 2022. For more info, visit navigatorresearch.org

navigator*

While Americans See Biden and Congress Prioritizing Ukraine and the Pandemic, They Want Focus on Economy and Inflation

There is a 20-point gap between the share who feel Biden and Congress are most focused on the economy (29%) and who want them to be most focused on the economy (49%); there is a 23-point gap on inflation (25% want focus on it, 48% see focus on it).

- On the economy, there is an 18-point gap for independents (33% to 51%) and 24 points among Hispanics (29% to 53%).

Select the top four issues that you feel are most important for President Joe Biden and Congress to focus on.

		Dem	Ind	Rep	Black	Hisp.	White	AAPI
Jobs and the economy	49%	44	51	54	50	53	48	54
Inflation	48	38	49	60	34	40	51	58
Nat. security & foreign policy, inc. Ukraine	41	39	34	44	26	28	46	41
Immigration	29	12	23	50	12	25	34	18
The coronavirus pandemic	27	40	28	14	38	30	24	40
Health care	26	33	33	16	32	32	23	38
Corruption in government	25	17	25	33	18	28	26	23
Climate change and the environment	25	36	23	12	19	29	25	19
Social Security and Medicare	24	27	24	21	25	18	25	18
Crime	23	19	18	28	31	23	22	15
Voting rights	16	28	10	6	24	15	16	14
Education	15	16	17	12	24	15	13	19
Abortion	13	17	9	10	17	11	13	7

Which of these issues do you feel President Joe Biden and Congress are actually most focused on?

		Dem	Ind	Rep	Black	Hisp.	White	AAPI
Nat. security & foreign policy, inc. Ukraine	42%	57	42	25	48	45	40	45
The coronavirus pandemic	41	46	42	35	43	43	40	48
Climate change and the environment	33	23	30	44	17	32	36	28
Jobs and the economy	29	38	33	18	34	29	26	53
Inflation	25	34	22	16	31	27	23	32
Immigration	22	17	21	26	16	22	23	18
Voting rights	20	18	14	24	22	17	20	18
Health care	16	19	20	12	23	16	14	14
Abortion	14	9	15	19	11	15	15	9
Social Security and Medicare	14	18	13	9	22	14	12	9
Crime	10	12	9	7	18	10	8	4
Corruption in government	9	8	6	11	9	14	9	9
Education	9	8	7	11	9	12	8	8

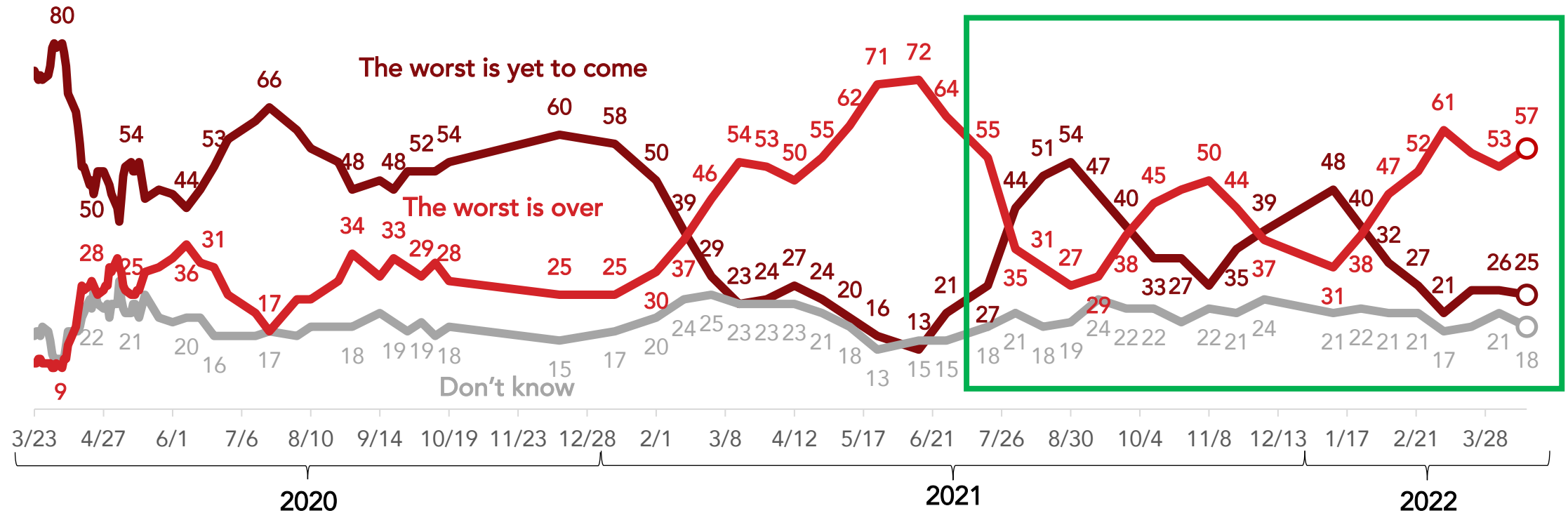
Nationwide survey of 997 registered voters conducted April 14-April 18, 2022. For more info, visit navigatorresearch.org.

Most Remain Optimistic the Worst of the Pandemic is Over

Majorities of Republicans (67%) and Democrats (52%), and a plurality of independents (46%), agree the worst of the pandemic is over.

- A plurality of Black Americans remain more pessimistic (44%) than optimistic (36%) about the state of the pandemic.

When it comes to the coronavirus pandemic in the United States, do you personally think that...



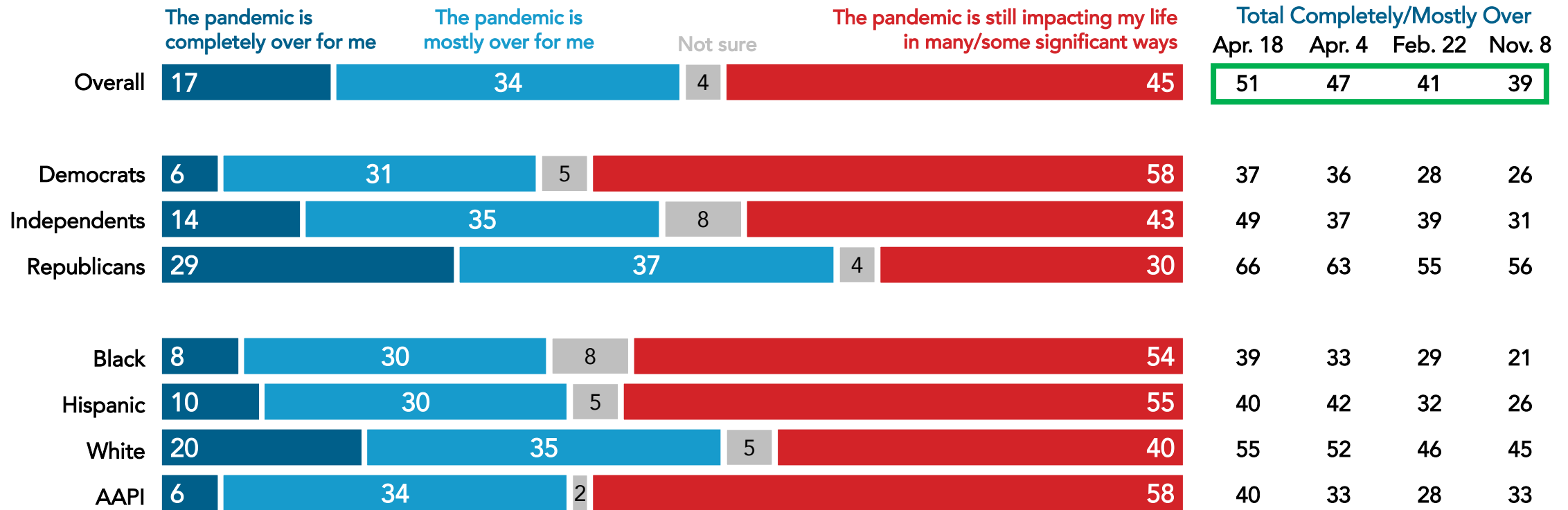
Nationwide surveys of registered voters; Each wave represents approximately 1,000 interviews taken over the prior three-five days. Latest wave conducted April 14-April 18, 2022. For more info, visit navigatorresearch.org

For the First Time in Tracking, Half of Americans Now Say the Pandemic Is Over for Them Personally

Half of Americans now say the pandemic is “mostly” or “completely” over for them personally, up from 47% in early April.

- There has been a 12-point increase in independents saying the pandemic is over for them since our last survey (from 37% to 49%).

Thinking about yourself personally and the way you go about your life...would you say the pandemic is over for you, or is it still impacting your life in significant ways?

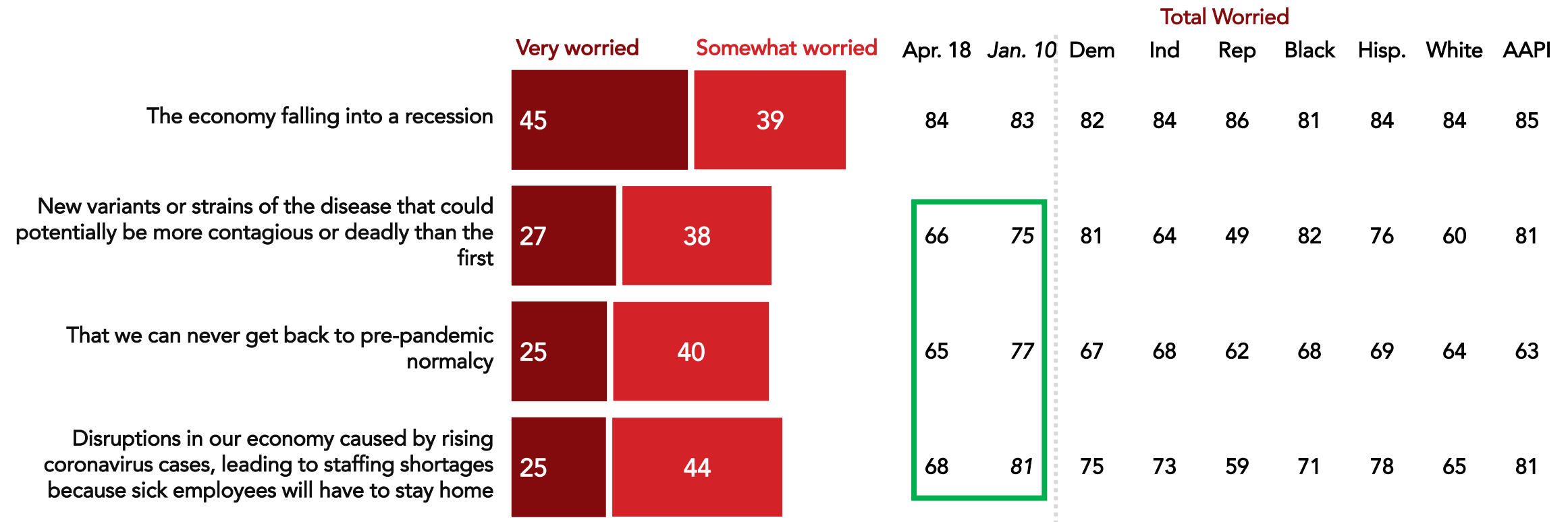


Nationwide surveys of registered voters; Each wave represents approximately 1,000 interviews taken over the prior three-five days. Latest wave conducted April 14-April 18, 2022. For more info, visit navigatorresearch.org

Worries on Pandemic Are Down Compared to January, While Highest on Potential Recession

There has been a 9-point decline in worries about new variants (75% “worried” to 66%), a 12-point decline in worries about returning to “pre-pandemic normalcy” (from 77% to 65%), and a 13-point decline in worries on worker shortages caused by coronavirus (81% to 68%).

Below are some things people might be worried about right now. Please indicate how worried you are about each one.

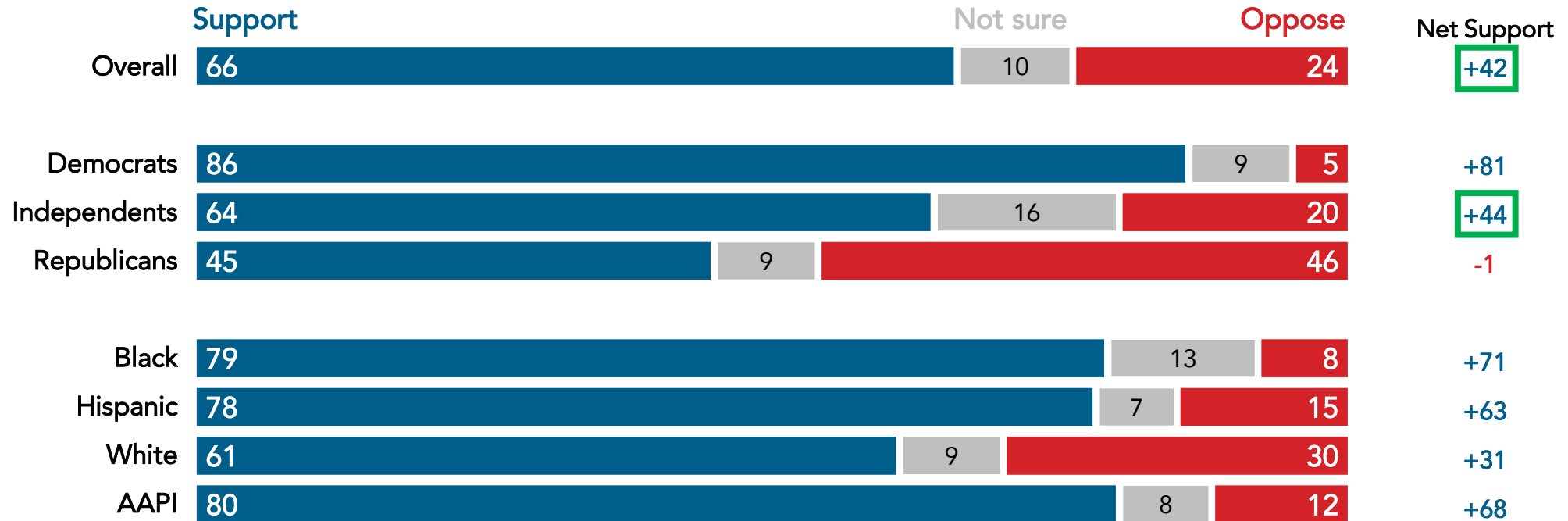


Nationwide surveys of registered voters; Each wave represents approximately 1,000 interviews taken over the prior three-five days. Latest wave conducted April 14-April 18, 2022. For more info, visit navigatorresearch.org

Overwhelming Majority of Americans Support Additional Funding for Coronavirus Maintenance Efforts

Majorities of Democrats (86%) and independents (64%) are supportive, while Republicans are split (net -1 support).

As you may or may not know, the Senate reached a bipartisan deal to provide an additional \$10 billion to deal with the coronavirus pandemic, including funding for research, more vaccines and treatments, and keeping tests available. Do you support or oppose this deal to provide \$10 billion in coronavirus assistance?



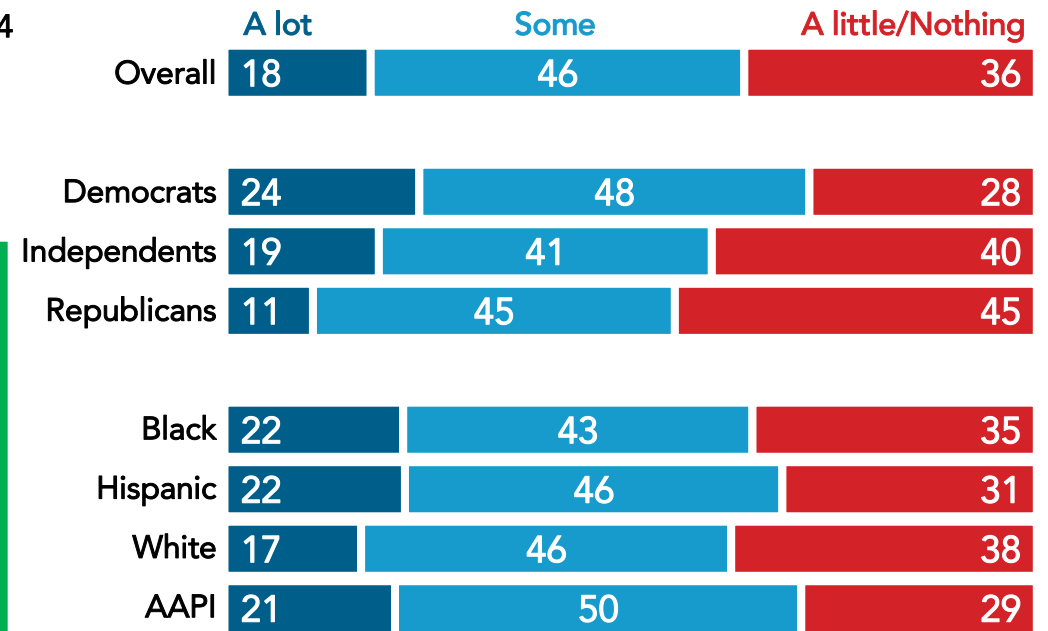
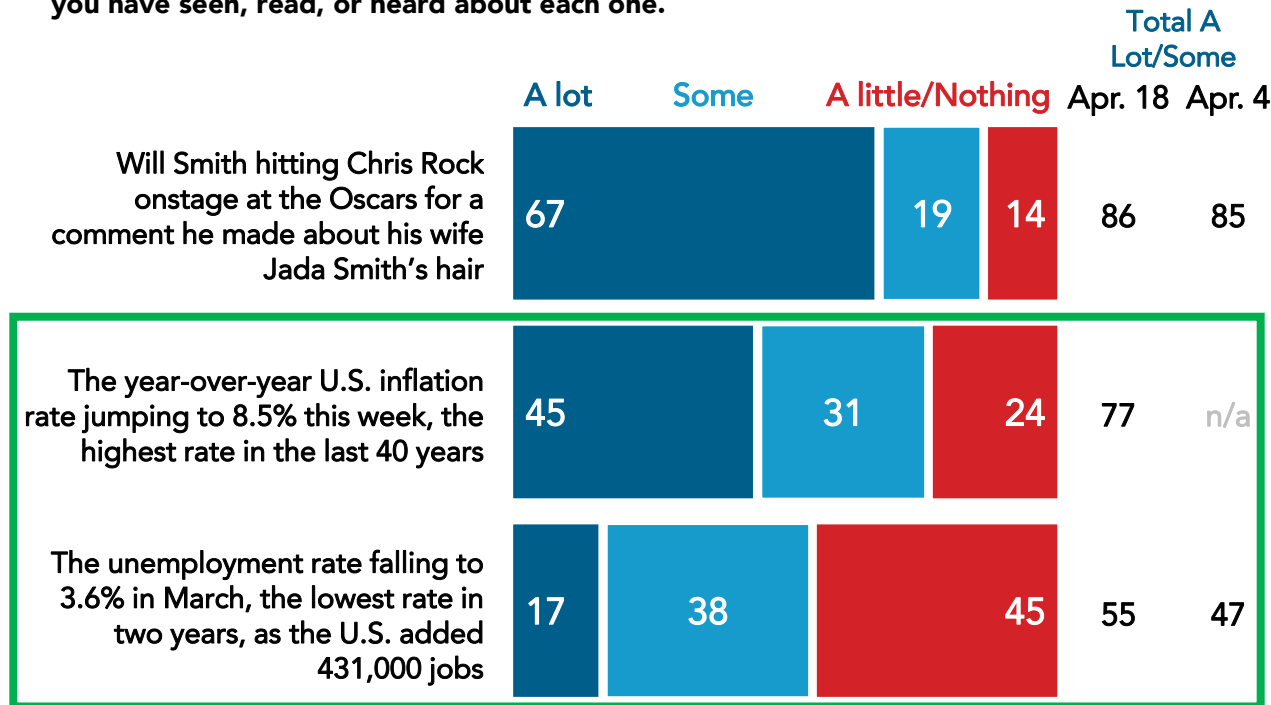
Nationwide survey of 997 registered voters conducted April 14-April 18, 2022.
For more info, visit navigatorresearch.org.

By Nearly 30-Point Margins, Americans Hearing “A Lot” More About Inflation Than Job Creation or New Coronavirus Cases

Far more Americans report hearing about Will Smith hitting Chris Rock (67% “a lot”) compared to those hearing about economic news. And, while almost half of Americans are hearing “a lot” about negative news on inflation (45%), just 17% are hearing “a lot” about positive news on the falling unemployment rate and only 18% are also hearing “a lot” about a new surge in coronavirus cases.

Below is a list of issues that have been in the news recently. Please indicate how much you have seen, read, or heard about each one.

Please indicate how much you have seen, read, or heard about: The potential for a new surge in coronavirus cases in the United States following rising cases in Europe and China.

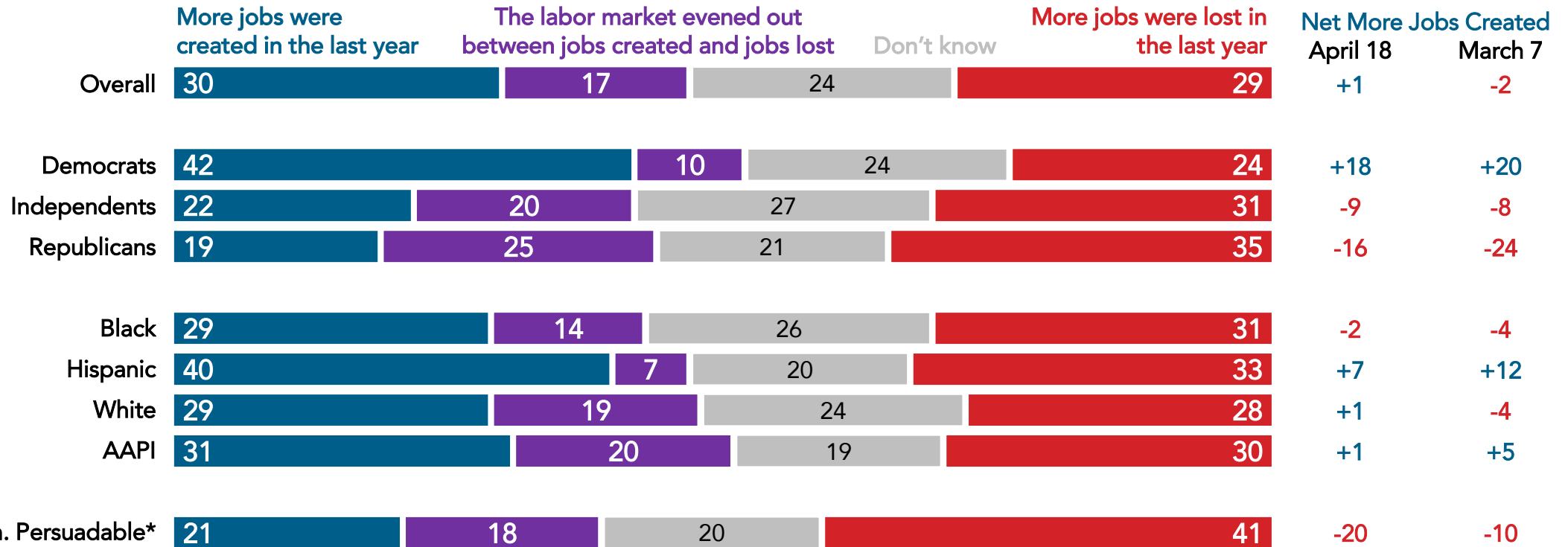


Nationwide surveys of registered voters; Each wave represents approximately 1,000 interviews taken over the prior three-five days. Latest wave conducted April 14-April 18, 2022. For more info, visit navigatorresearch.org

Only Three in Ten Believe the U.S. Created More Jobs Than It Lost in the Last Year

Pluralities of economically persuadable Americans* believe more jobs were lost in the last year (41%) compared to just 21% who say more jobs were created (21%).

When it comes to the U.S. economy over the last 12 months, which of the following statements do you think is most accurate?



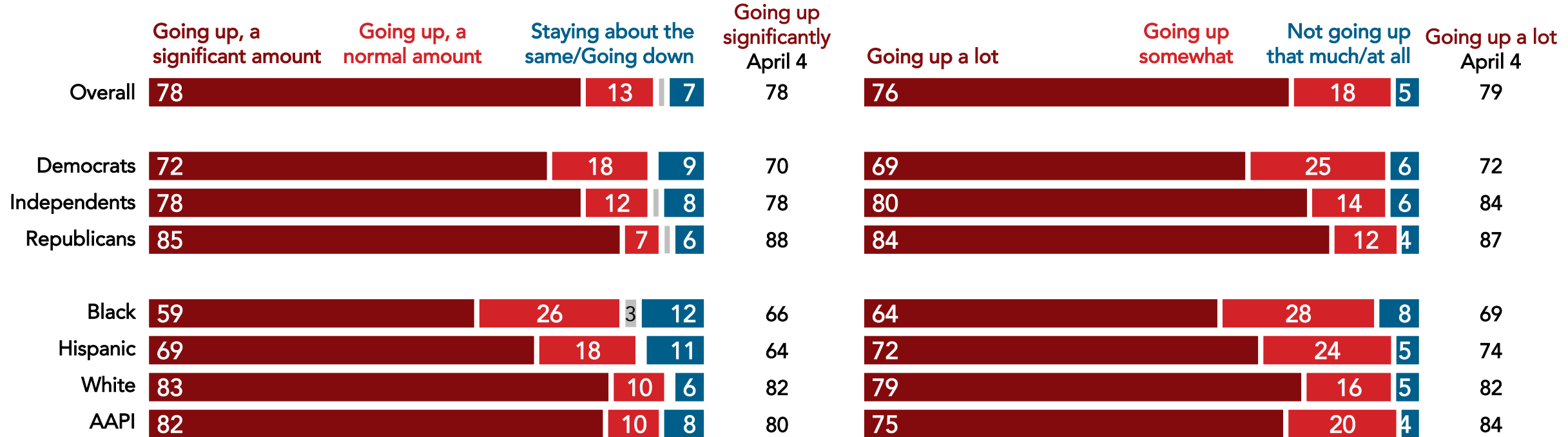
*"Economically persuadable Americans" are those who disapprove of Biden's handling of the economy, but support new economic legislation on separate questions. Nationwide surveys of registered voters; Each wave represents approximately 1,000 interviews taken over the prior three-five days. Latest wave conducted April 14-April 18, 2022. For more info, visit navigatorresearch.org

Inflation Remains a Sore Subject for Americans, Both on Groceries and on Gas Prices Specifically

Nearly four in five Americans say the cost of groceries are going up “a significant amount” (78%) and that the price of gas is “going up a lot” (76%).

When it comes to the costs of everyday goods like groceries, do you think costs are:

Do you feel the price of gas is going up?

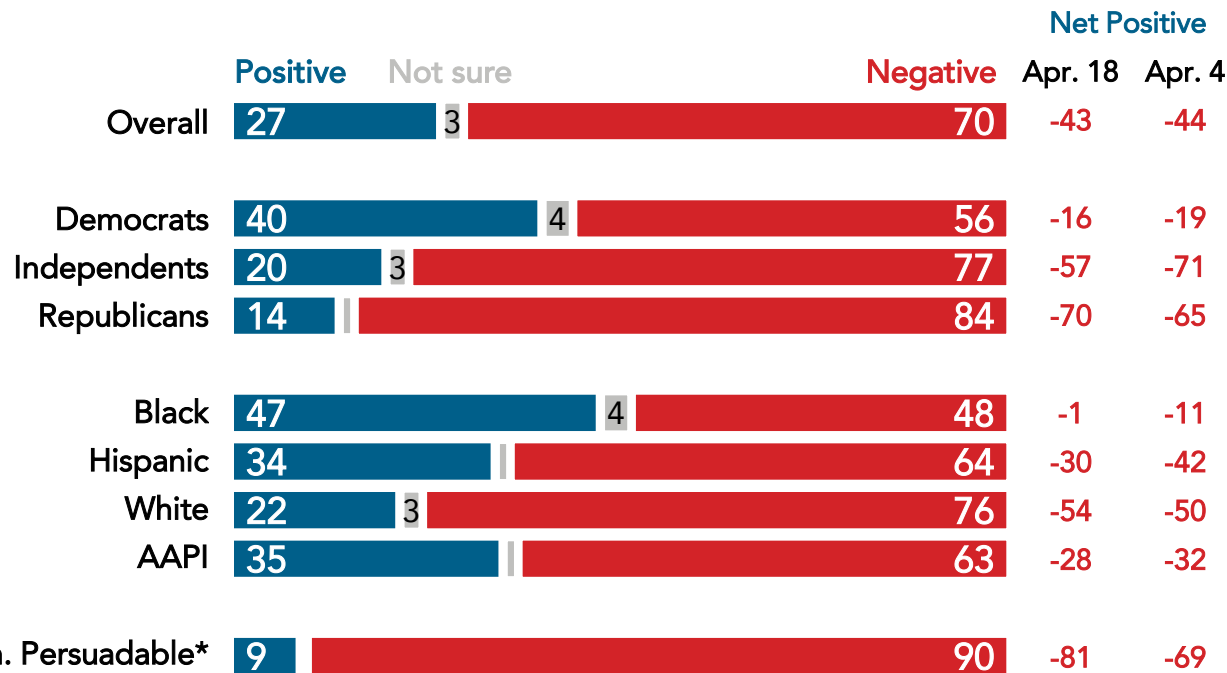


Nationwide surveys of registered voters; Each wave represents approximately 1,000 interviews taken over the prior three-five days. Latest wave conducted April 14-April 18, 2022. For more info, visit navigatorresearch.org

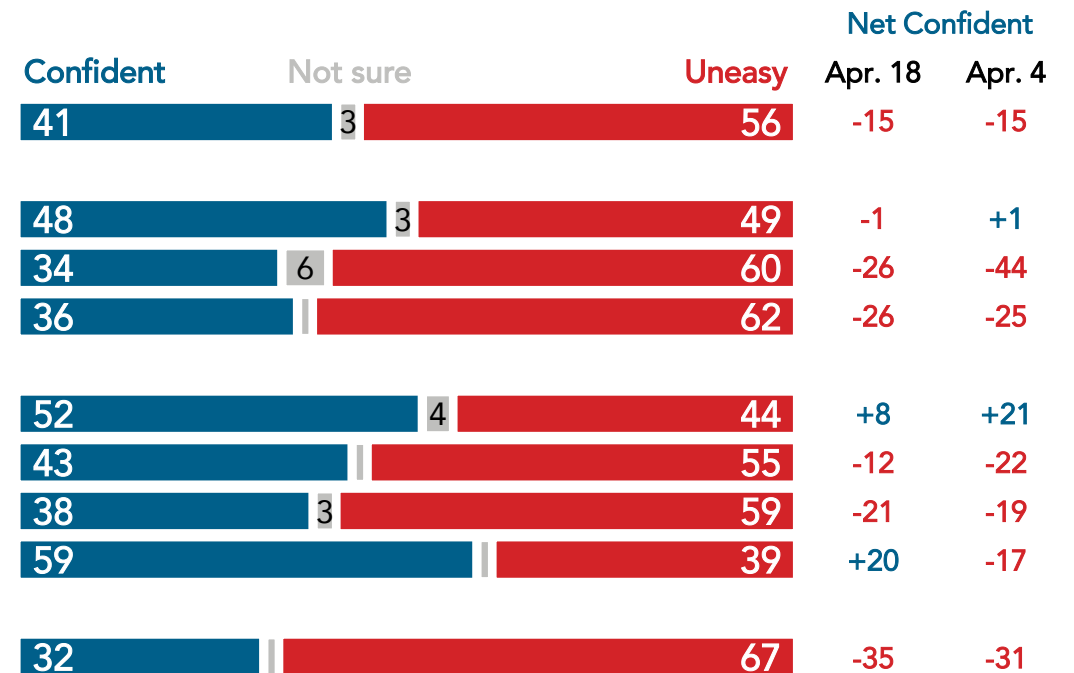
Personal and National Views of Economic Situation Remain Pessimistic

Independents and Republicans are equally pessimistic on their personal financial situation (net -26 "confident").

How would you rate the state of the U.S. economy today?



Thinking about your personal financial situation over the next few months, do you feel confident or uneasy?

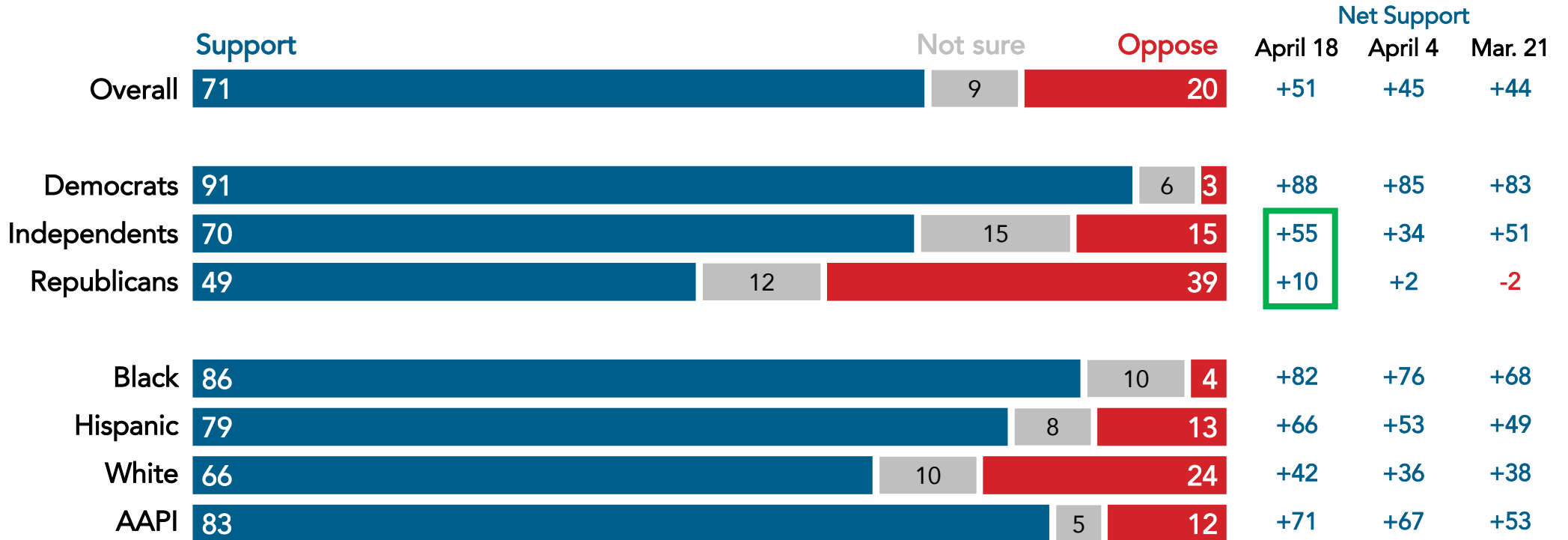


*"Economically persuadable Americans" are those who disapprove of Biden's handling of the economy, but support new economic legislation on separate questions. Nationwide surveys of registered voters; Each wave represents approximately 1,000 interviews taken over the prior three-five days. Latest wave conducted April 14-April 18, 2022. For more info, visit navigatorresearch.org

Support for Biden's Economic Agenda Hits All-Time High

Independents support the plan by a 55-point margin and Republicans by a 10-point margin.

As you may know, Biden and Democrats' new economic plan will expand Medicare for seniors to include hearing coverage, lower health care costs by allowing Medicare to negotiate lower drug prices, and invest in clean energy like wind and solar power. Knowing this, do you support or oppose this new economic plan?



Nationwide surveys of registered voters; Each wave represents approximately 1,000 interviews taken over the prior three-five days. Latest wave conducted April 14-April 18, 2022. For more info, visit navigatorresearch.org

Perception of Biden Keeping Promises Increases if New Economic Plan is Passed

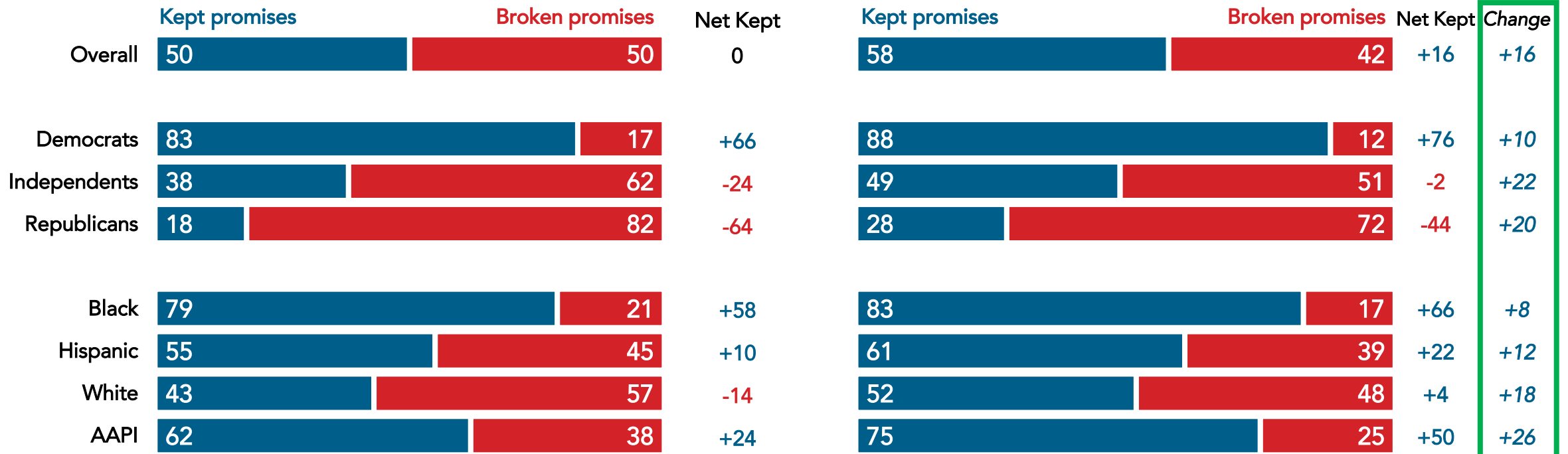
Passing the economic plan leads to a net 16-point increase in the share saying Biden has mostly kept his campaign promises (from net 0 to net +16), including net 22- and 20-point increases among independents and Republicans, respectively.

Which do you agree with more:

- Joe Biden has mostly kept the promises he made during the campaign
- Joe Biden has mostly broken the promises he made during the campaign

Assume this new economic plan was passed by Congress and signed into law by President Biden. Which would you agree with more?

- Joe Biden has mostly kept the promises he made during the campaign
- Joe Biden has mostly broken the promises he made during the campaign



Nationwide survey of 997 registered voters conducted April 14-April 18, 2022. For more info, visit navigatorresearch.org.

navigator*

About Navigator

In a world where the news cycle is the length of a tweet, our leaders often lack the real-time public-sentiment analysis to shape the best approaches to talking about the issues that matter the most. Navigator is designed to act as a consistent, flexible, responsive tool to inform policy debates by conducting research and reliable guidance to inform allies, elected leaders, and the press. Navigator is a project led by pollsters from Global Strategy Group and GBAO along with an advisory committee, including: Arkadi Gerney, The Hub Project; Joel Payne, The Hub Project; Christina Reynolds, EMILY's List; Mike Podhorzer, AFL-CIO; Jesse Ferguson, progressive strategist; Navin Nayak, Center for American Progress Action Fund; Stephanie Valencia, EquisLabs; and Melanie Newman, Planned Parenthood Action Fund.

About the Study

Global Strategy Group conducted public opinion surveys among a sample of 997 registered voters from April 14-April 18, 2022. 100 additional interviews were conducted among Hispanic voters. 76 additional interviews were conducted among Asian American and Pacific Islander voters. 101 additional interviews were conducted among African American voters. 100 additional interviews were conducted among independent voters. The survey was conducted online, recruiting respondents from an opt-in online panel vendor. Respondents were verified against a voter file and special care was taken to ensure the demographic composition of our sample matched that of the national registered voter population across a variety of demographic variables.

For Press inquiries contact:

press@navigatorresearch.org

To learn more about Navigator:

<http://navigatorresearch.org>

@NavigatorSurvey on Twitter