

# navigator\*

Thursday, April 14

A Guide for  
Advocates



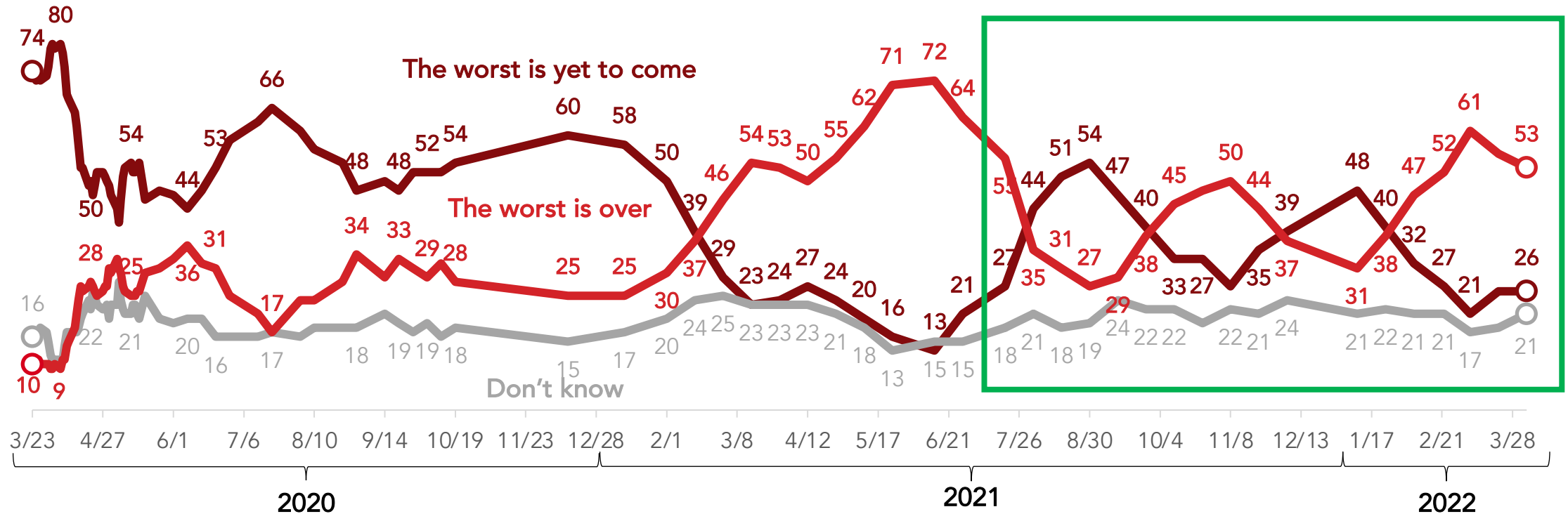
## Key Takeaways:

- Most Americans are optimistic the worst of the pandemic is over, but split evenly on whether it is impacting their lives in significant ways.
- Sarah Palin's national favorability ratings are net underwater following her announcement that she is running for Congress.
- A quarter of Americans participated in April Fools Day this year, including majorities of OANN and Newsmax viewers.

# Most Americans Continue to Be Optimistic the Worst of the Pandemic is Over

Republicans (64%) are most likely to say the “worst is over,” followed by Democrats (46%). Independents are split – 39% believe the worst is over, 30% say the worst is yet to come, and 31% are not sure.

When it comes to the coronavirus pandemic in the United States, do you personally think that...



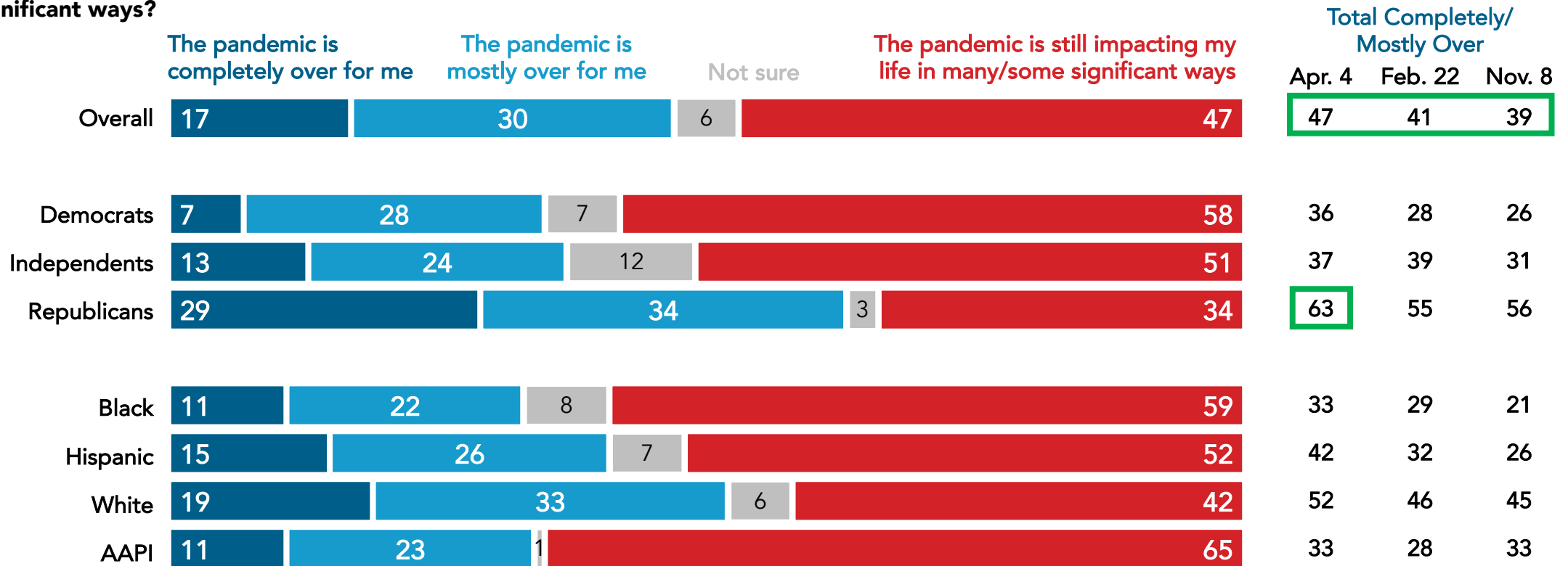
Nationwide surveys of registered voters; Each wave represents approximately 1,000 interviews taken over the prior three-five days. Latest wave conducted March 31-April 4, 2022. For more info, visit [navigatorresearch.org](http://navigatorresearch.org)

# Americans Are Now Split on Whether the Pandemic is Over for Them or Not

Nearly half of Americans say the pandemic is “completely” or “mostly over” for them personally, up 8 points from November 2021.

- More than three in five Republicans (63%) say it is over for them, while fewer than two in five independents (37%) agree.

Thinking about yourself personally and the way you go about your life...would you say the pandemic is over for you, or is it still impacting your life in significant ways?

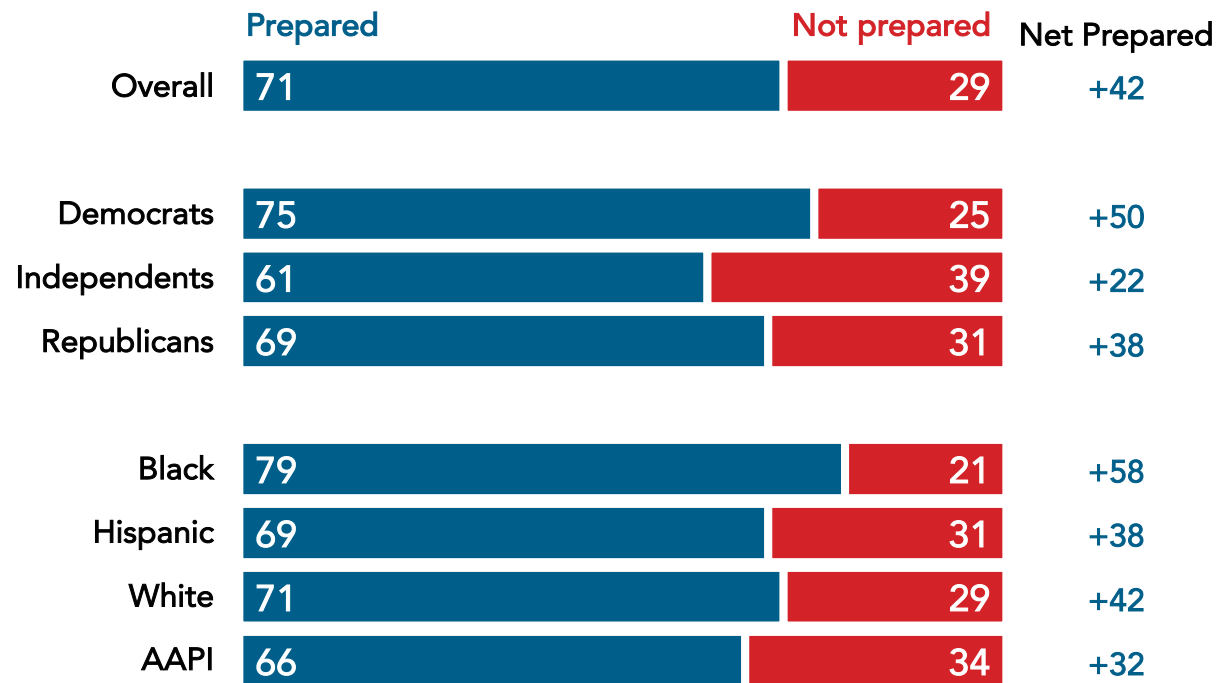


Nationwide surveys of registered voters; Each wave represents approximately 1,000 interviews taken over the prior three-five days. Latest wave conducted March 31-April 4, 2022. For more info, visit [navigatorresearch.org](https://navigatorresearch.org)

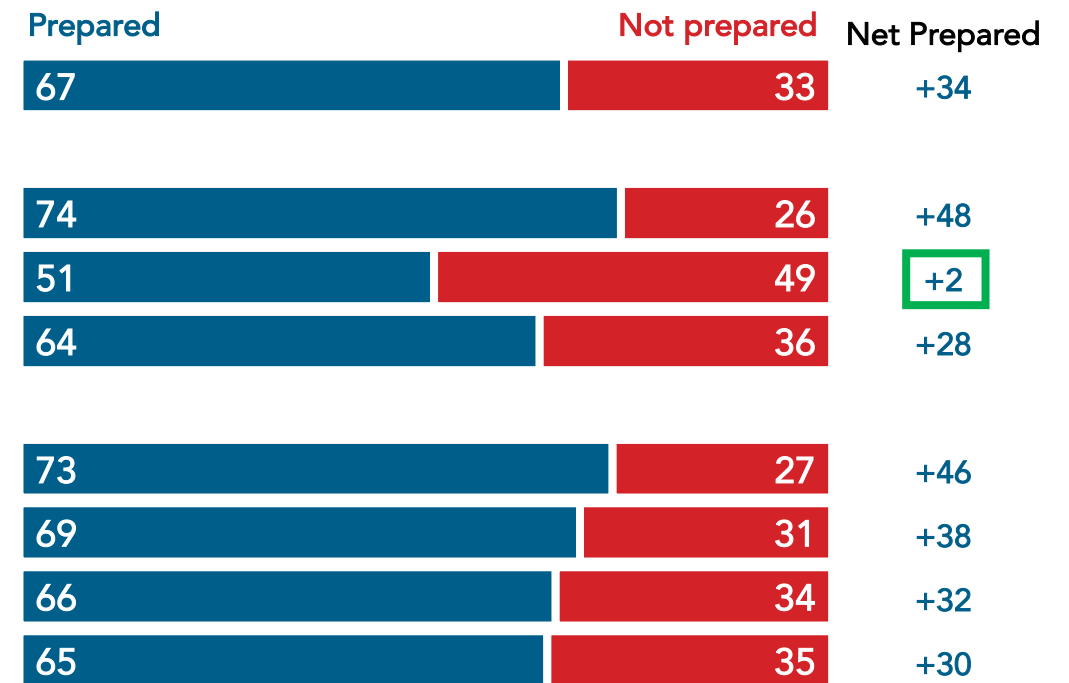
# Americans Are Optimistic About the Ability of the U.S. to Handle Future Surges of Coronavirus and Future Pandemics

Majorities of Americans think the U.S. is prepared to handle both situations, though only a narrow majority of independents (51%) believe the U.S. is prepared for a future pandemic.

How prepared is the United States to handle a future surge in coronavirus cases?



How prepared is the United States to handle another pandemic in the future?



Nationwide survey of 998 registered voters conducted March 31-April 4, 2022. For more info, visit [navigatortorresearch.org](https://www.navigatortorresearch.org)

# Majorities Believe the United States Should Share Vaccine Doses with the World

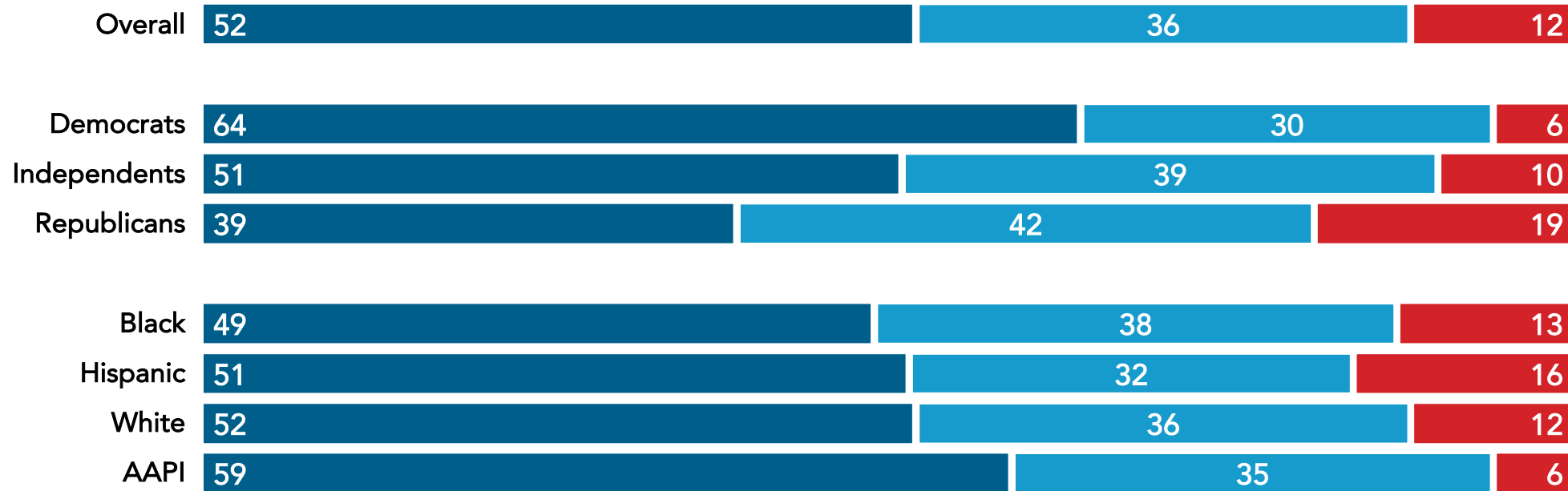
Majorities of independents (51%) and Democrats (64%) believe the United States should share its vaccine doses with the rest of the world. A plurality of Republicans think America should focus on maintaining its own supply (42%).

Which side do you agree with more?

America should share its extra coronavirus vaccinations with the rest of the world – it will prevent more strains of coronavirus from mutating and infecting the U.S. in the long run, and it's the right thing to do

America should focus on maintaining its own vaccine supply – we don't know if and when the next strain will emerge and the U.S. has already done plenty to help other countries respond

America should no longer maintain a substantial vaccine supply or share extra doses with other nations – the emergency is over and there is no need to continue pushing for vaccinations

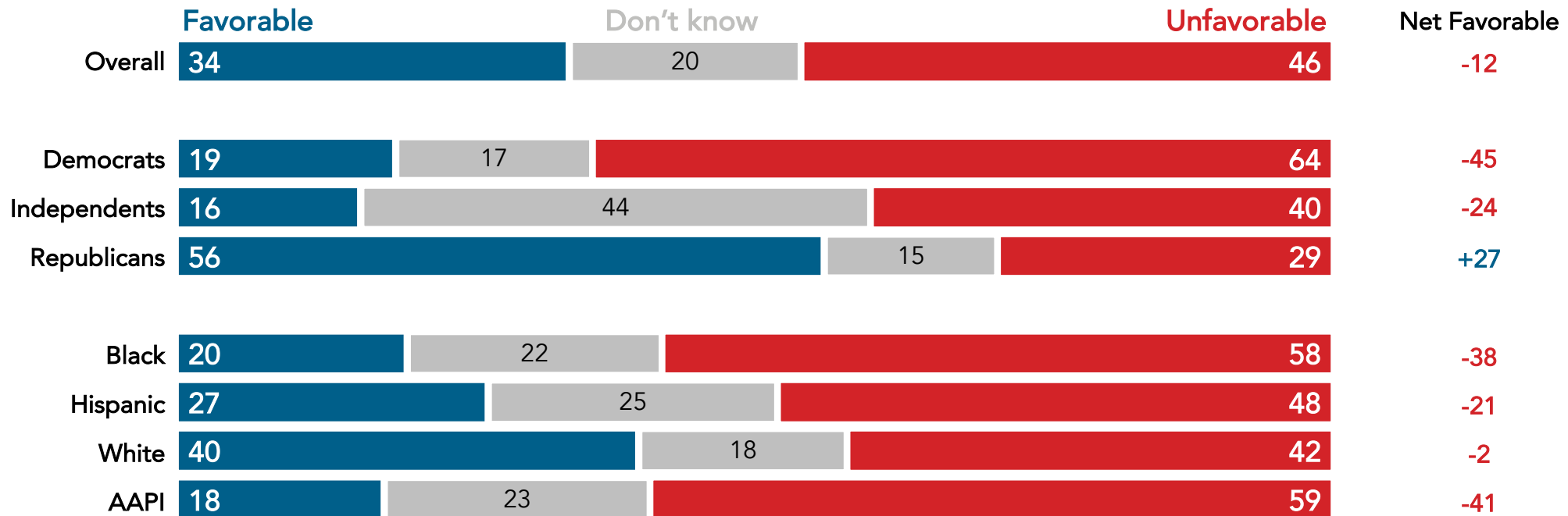


Nationwide survey of 998 registered voters conducted March 31-April 4, 2022. For more info, visit [navigatorresearch.org](http://navigatorresearch.org)

# Sarah Palin's Ratings Are Underwater Nationwide as She Announces Her Congressional Bid

Palin retains high name identification 14 years after her bid for vice president, as only 20% of Americans report having no opinion of her – yet, even among Republicans, just 56% have a favorable view of Palin compared to 29% who view her unfavorably.

Please indicate how favorable or unfavorable you are to: Sarah Palin.




Nationwide surveys of registered voters; Each wave represents approximately 1,000 interviews taken over the prior three-five days. Latest wave conducted March 31-April 4, 2022. For more info, visit [navigatorresearch.org](http://navigatorresearch.org)

# Younger Americans, OANN & Newsmax Viewers, Union Members, and Dads Most Likely to Participate in April Fools'

Majorities of regular Newsmax viewers (52%) and OANN viewers (51%) participated in April Fools' Day this year.

Did you prank someone for April Fools' Day this year or were you pranked?



Nationwide surveys of registered voters; Each wave represents approximately 1,000 interviews taken over the prior three-five days. Latest wave conducted March 31-April 4, 2022. For more info, visit [navigatorresearch.org](http://navigatorresearch.org)





# navigator\*

## About Navigator

In a world where the news cycle is the length of a tweet, our leaders often lack the real-time public-sentiment analysis to shape the best approaches to talking about the issues that matter the most. Navigator is designed to act as a consistent, flexible, responsive tool to inform policy debates by conducting research and reliable guidance to inform allies, elected leaders, and the press. Navigator is a project led by pollsters from Global Strategy Group and GBAO along with an advisory committee, including: Arkadi Gerney, The Hub Project; Joel Payne, The Hub Project; Christina Reynolds, EMILY's List; Mike Podhorzer, AFL-CIO; Jesse Ferguson, progressive strategist; Navin Nayak, Center for American Progress Action Fund; Stephanie Valencia, EquisLabs; and Melanie Newman, Planned Parenthood Action Fund.

## About the Study

Global Strategy Group conducted public opinion surveys among a sample of 998 registered voters from March 31-April 4, 2022. 100 additional interviews were conducted among Hispanic voters. 74 additional interviews were conducted among Asian American and Pacific Islander voters. 100 additional interviews were conducted among African American voters. 100 additional interviews were conducted among independent voters. The survey was conducted online, recruiting respondents from an opt-in online panel vendor. Respondents were verified against a voter file and special care was taken to ensure the demographic composition of our sample matched that of the national registered voter population across a variety of demographic variables.

**For Press inquiries contact:**

[press@navigatorresearch.org](mailto:press@navigatorresearch.org)

**To learn more about  
Navigator:**

<http://navigatorresearch.org>

@NavigatorSurvey on Twitter