

navigator*

Thursday, May 12th

Overturing *Roe v. Wade*: A Guide for Advocates



Key Takeaways:

- A majority of Americans are hearing about the Supreme Court's draft decision to overturn *Roe v. Wade*, and majorities remain broadly and deeply supportive of the ruling.
- Four in five Americans feel the decision to get an abortion should be left to a woman and her doctor rather than politicians and the government.
- Nearly two in three identify as "pro-choice" and say abortion should be legal in all or most cases.
- There has been a significant increase in perceived threat to abortion nationwide and in one's state, with greatest state-level risk felt in the Midwest, the South, and in states with trigger laws banning abortion.

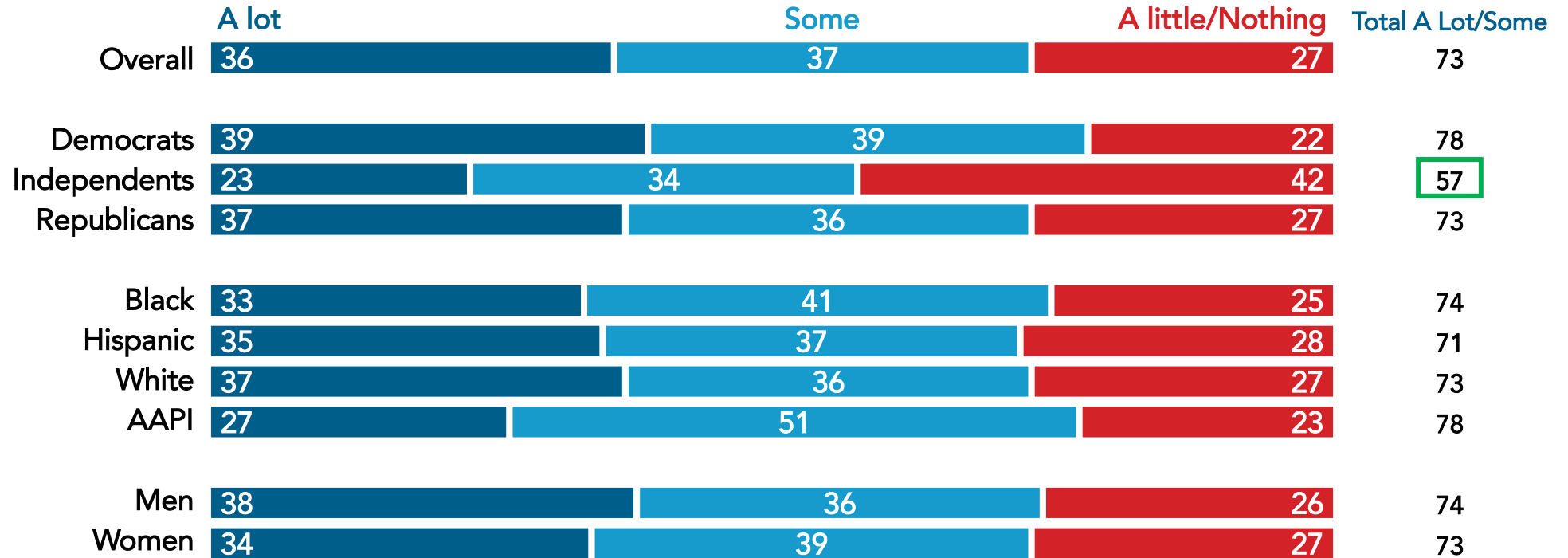
Key Takeaways:

- Americans are feeling “frustrated,” “uneasy,” and “angry” about the draft decision on *Roe*, and majorities of Democrats and pro-choice Americans feel motivated to vote in 2022 following the draft decision.
- Republicans are seen as standing behind this unpopular decision, and when an election is framed as a choice between a Democrat who supports abortion rights and a Republican who supports abortion bans, it hurts Republicans.
- The Supreme Court is significantly less trusted following the draft decision to overturn *Roe v. Wade*, and majorities oppose the Court overruling precedent on issues like birth control, interracial marriage, and marriage equality.

Awareness of the Decision from the Supreme Court on *Roe v. Wade* Is High With Democrats and Republicans

This compares to 37% who said they were following the news “very closely” when Russia first invaded Ukraine in [our early March survey](#).

How much have you seen, read, or heard about a draft Supreme Court decision that was recently made public detailing a decision to overturn *Roe v. Wade*, the ruling that established a legal right to an abortion, which would eliminate federal protection of a legal right to have an abortion?



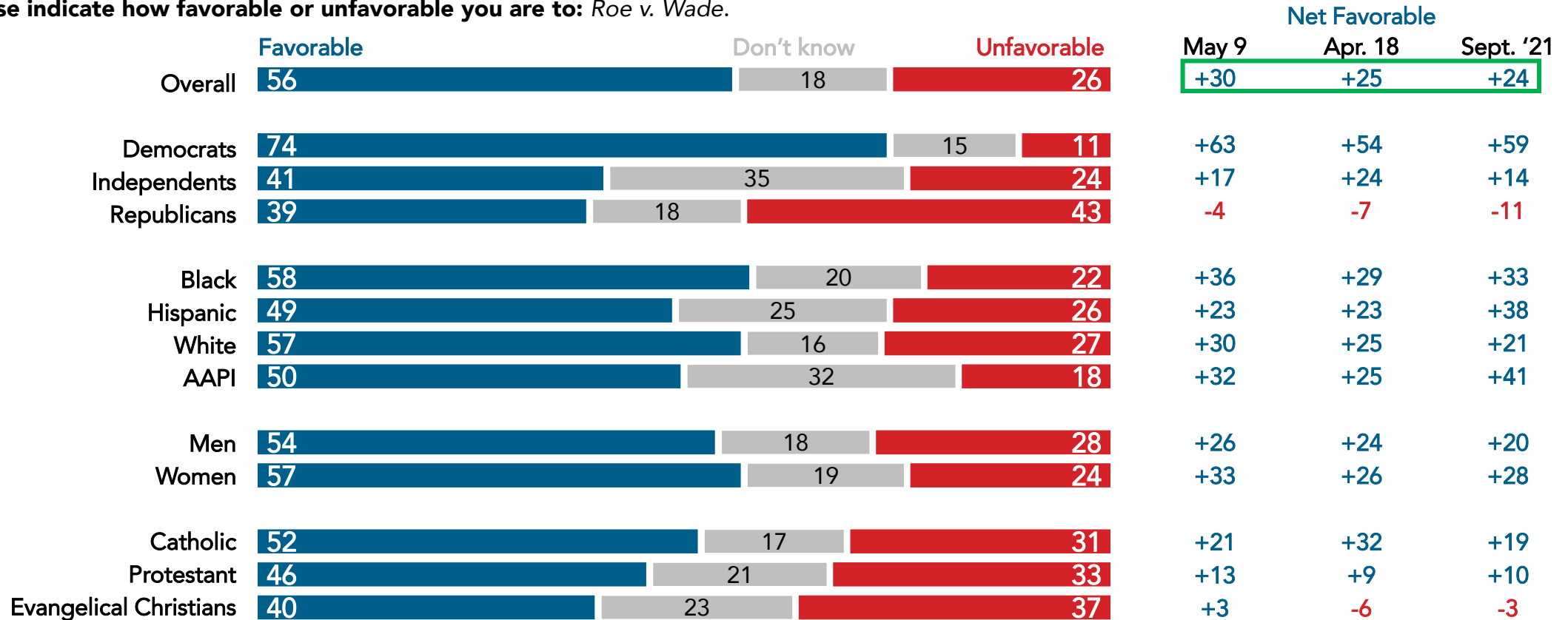
Nationwide survey of 999 registered voters conducted May 5-May 9, 2022.
For more info, visit navigatorresearch.org.

By a 2-to-1 Margin, *Roe v. Wade* Is Viewed Favorably and Increasingly So

Independents are favorable toward *Roe v. Wade* by 17 points (41% favorable to 24% unfavorable).

- Among Catholics (net +21), Protestants (+13), and evangelical Christians (+3), *Roe* is in the positive.

Please indicate how favorable or unfavorable you are to: *Roe v. Wade*.

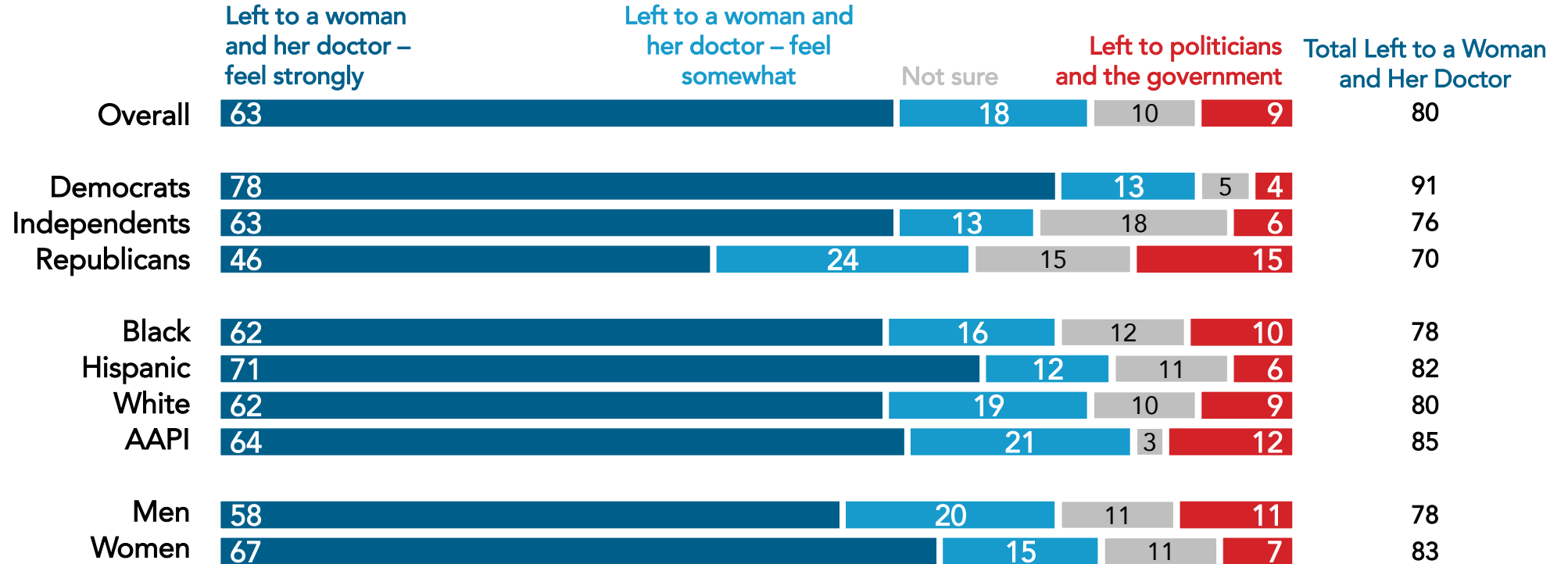


Nationwide surveys of registered voters; Each wave represents approximately 1,000 interviews taken over the prior three-five days. Latest wave conducted May 5-May 9, 2022. For more info, visit navigatorresearch.org

Overwhelming Majorities Say Women and Their Doctors Should Decide on Abortion, Not the Government and Politicians

Though majorities of men and women say it should be left to a woman and her doctor, women are more likely to say so (67% feel this way strongly, 83% feel this way overall) compared to 58% of men who feel strongly and 78% who feel this way overall.

Overall, do you think the decision of whether or not a woman can have an abortion should be left to the woman and her doctor or should it be left to politicians and the government?



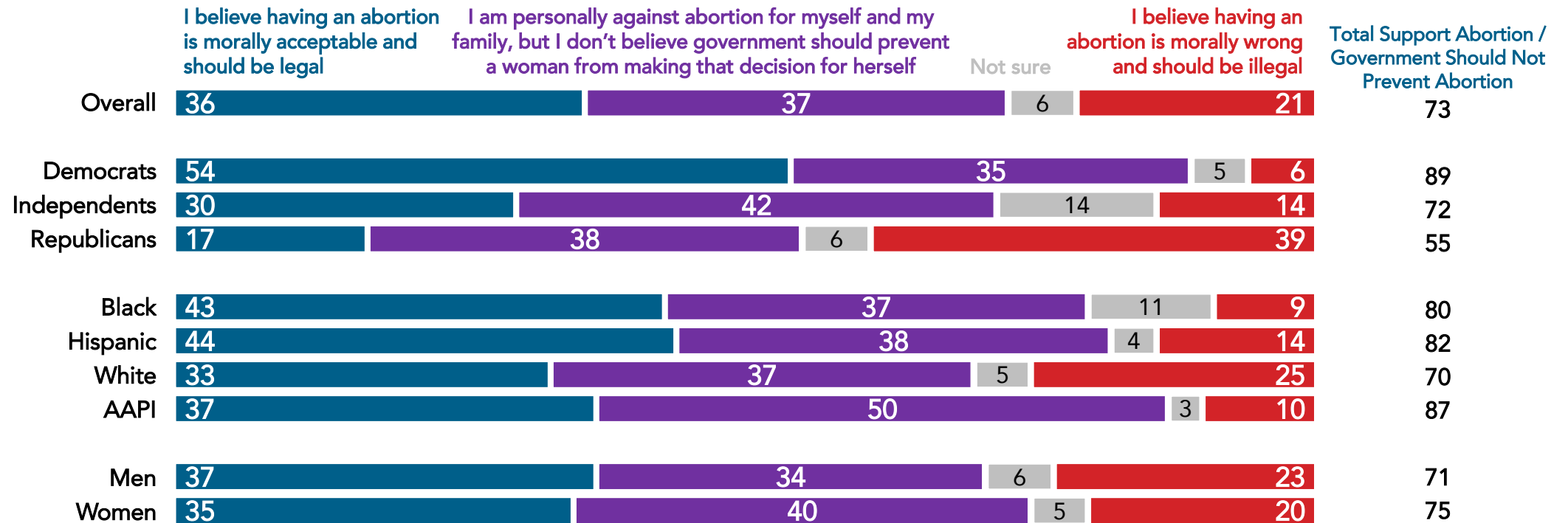
Nationwide survey of 999 registered voters conducted May 5-May 9, 2022. For more info, visit navigatorresearch.org.

Nearly Three in Four Americans Support Abortion Being Legal

Almost two in five Americans say that while they are personally against abortion for themselves and their family, they don't think government should intervene (37%) while another two in five (36%) say it should be legal and is morally acceptable.

- Roughly two in five independents (42%) and Republicans (38%) each say they are personally against it but think it should be legal.

Which of the following comes closest to describing how you feel about the issue of abortion?



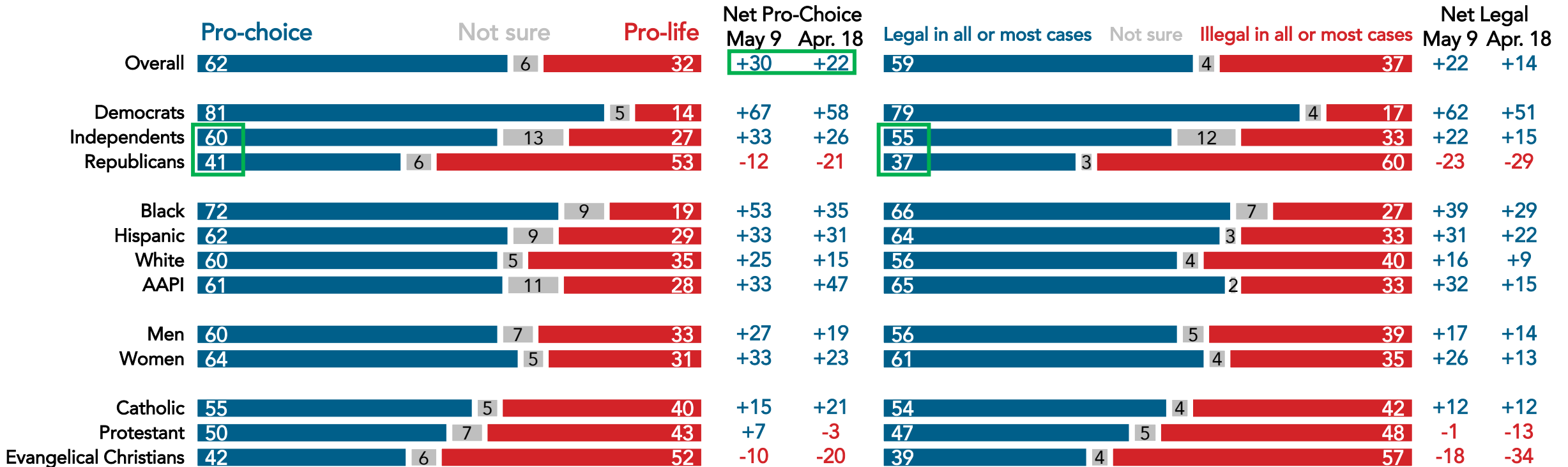
Nationwide survey of 999 registered voters conducted May 5-May 9, 2022. For more info, visit navigatorresearch.org.

Compared to April, Americans Identify Increasingly as Pro-Choice and Feel Abortion Should Be Legal in All or Most Cases

Since late April, there has been an 8-point net increase in the share who are “pro-choice” (from net +22 to +30) and in the net share who say abortion should be legal in all or most cases (from net +14 to +22).

When it comes to the issue of abortion, which of the following best describes your position?

Which of the following comes closest to your position regarding the issue of abortion? Abortion should be...

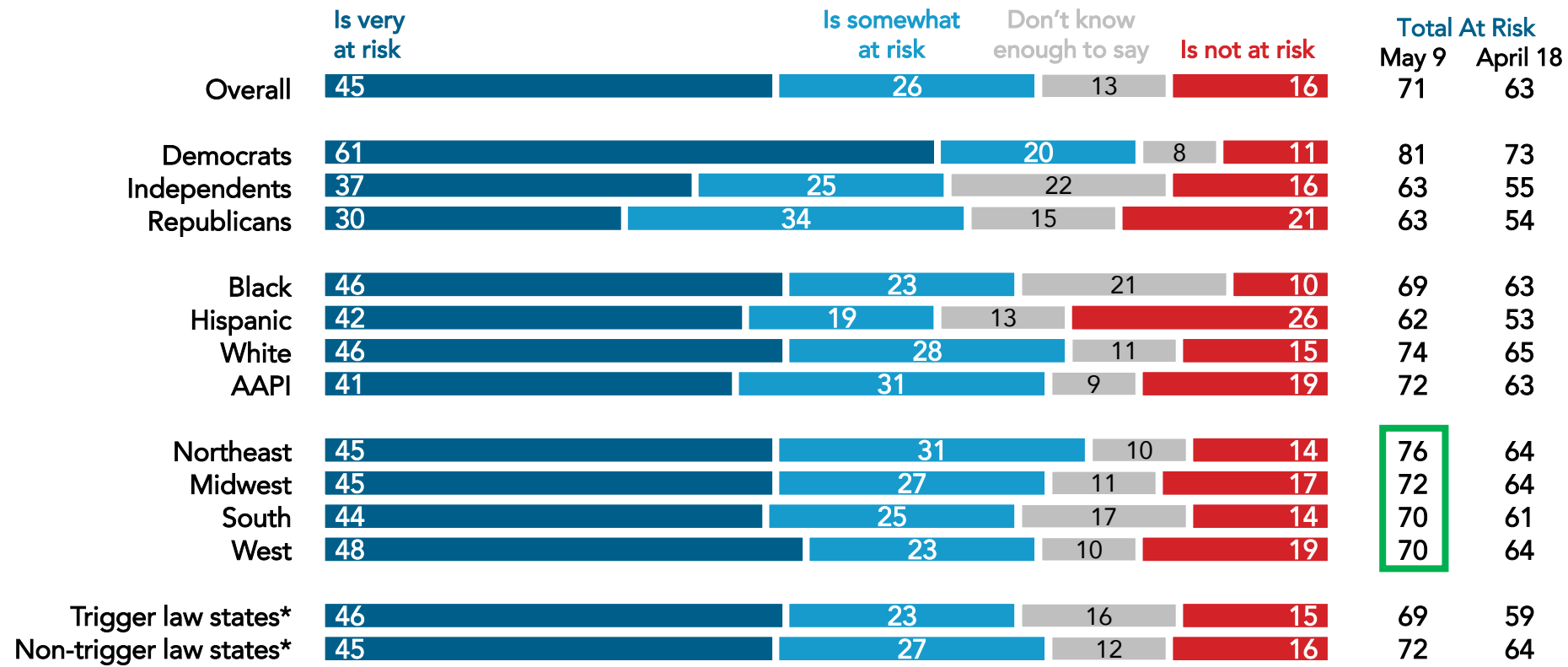


Nationwide surveys of registered voters; Each wave represents approximately 1,000 interviews taken over the prior three-five days. Latest wave conducted May 5-May 9, 2022. For more info, visit navigatorresearch.org

Americans Perceive a Growing National Risk to the Right to an Abortion

There has been an 8-point increase in the share who say abortion nationally is at risk (from 63% to 71%) since April.

What is your impression: the right to an abortion in our country...

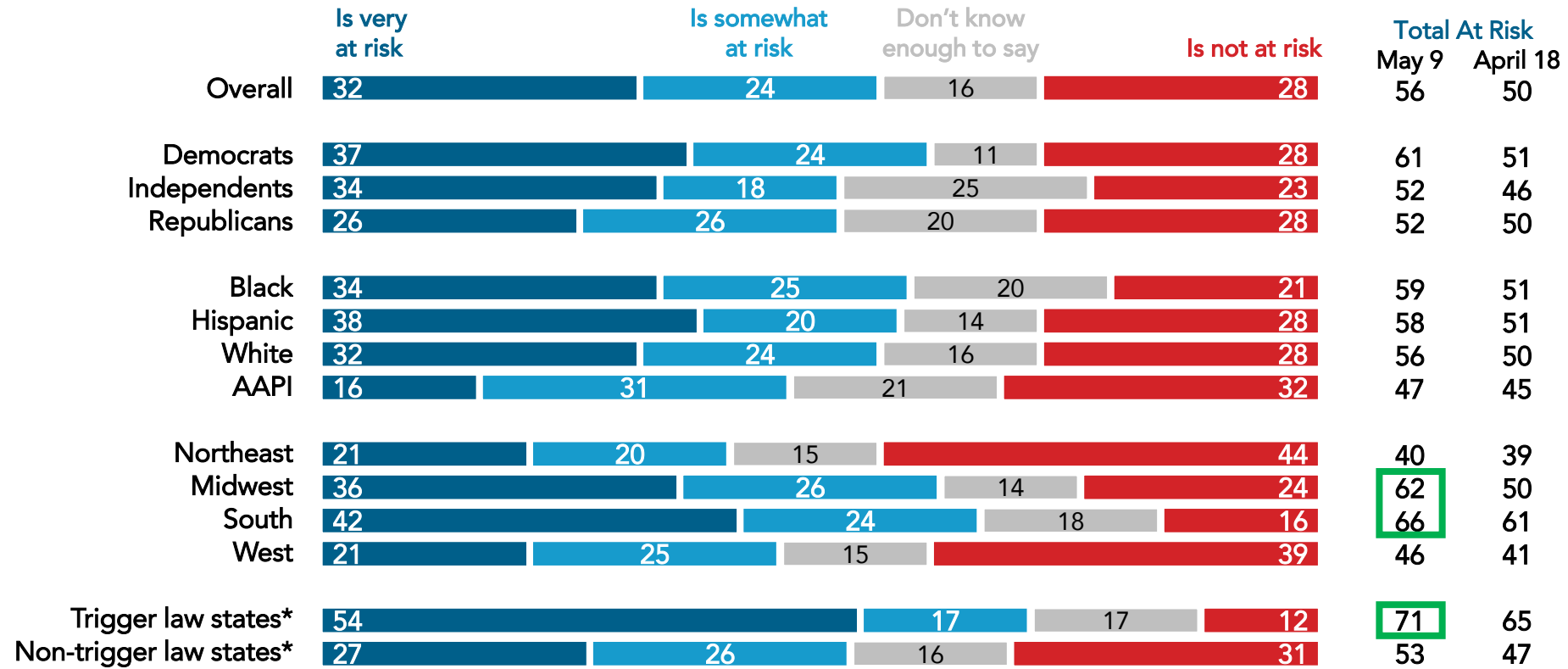


*"Trigger law states" are states in which, if *Roe v. Wade* were to be overturned, abortion would be outlawed by state-level bans. Nationwide surveys of registered voters; Each wave represents approximately 1,000 interviews taken over the prior three-five days. Latest wave conducted May 5-May 9, 2022. For more info, visit navigatorresearch.org

More Acute State-Level Risks to Abortion Rights Are Felt in the Midwest, South, and in States With Trigger Laws on Abortion

While 56% of Americans overall say the right to an abortion in their state is at risk, those in the Midwest (62%), the South (66%), and in states with trigger laws* (71%) most strongly feel the right to an abortion in their state is at risk.

What is your impression: the right to an abortion in [STATE]...

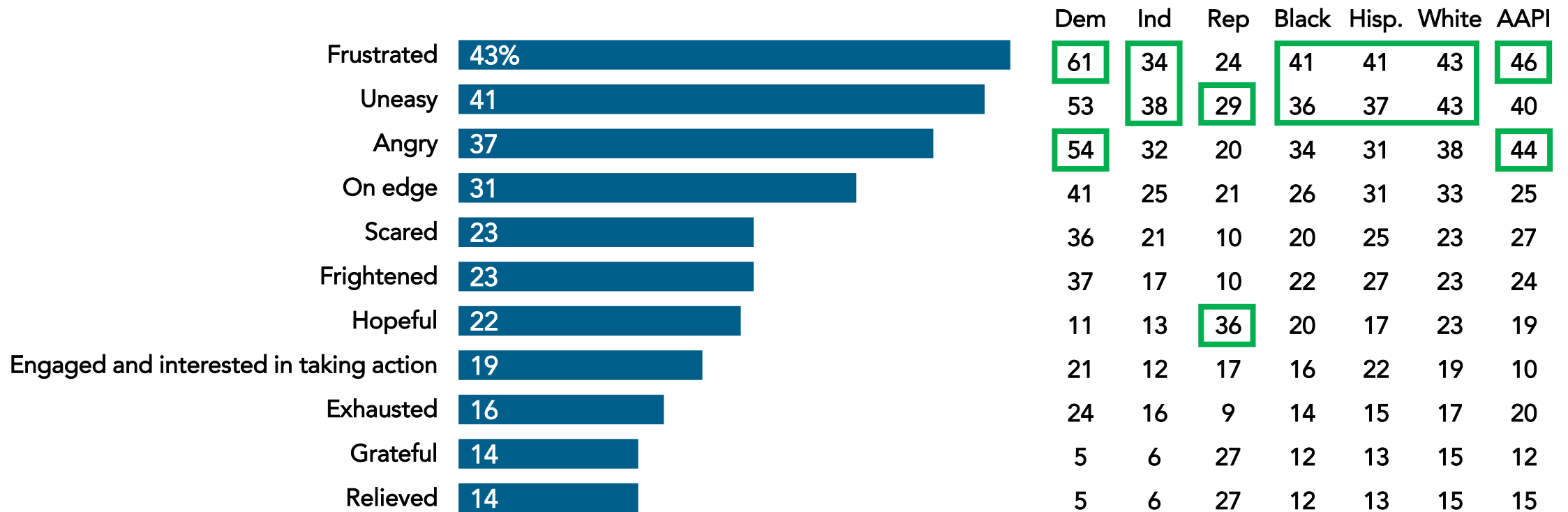


*"Trigger law states" are states in which, if *Roe v. Wade* were to be overturned, abortion would be outlawed by state-level bans. Nationwide surveys of registered voters; Each wave represents approximately 1,000 interviews taken over the prior three-five days. Latest wave conducted May 5-May 9, 2022. For more info, visit navigatorresearch.org

Americans Feel “Frustrated,” “Uneasy,” “Angry” About the Supreme Court’s Draft Decision to Overturn *Roe*

Frustration is the dominant emotion among Democrats and across racial groups; uneasiness is most prevalent among independents and hope among Republicans.

Below are emotions some people may feel about the Supreme Court’s draft decision to overturn the legal right to an abortion established by *Roe v. Wade*. Please select ALL that you feel about the Supreme Court’s draft decision to overturn the legal right to an abortion established by *Roe v. Wade*.



Nationwide survey of 999 registered voters conducted May 5-May 9, 2022.
For more info, visit navigatorresearch.org.

Nearly Two in Five Americans Plan to Get Engaged on Abortion Rights

A majority of Democrats (56%) and roughly two in five Black Americans (36%), Hispanic Americans (38%), white Americans (37%), and AAPI (40%) plan to get engaged on abortion rights.

Below is a list of actions some people may take if the Supreme Court overturns *Roe v. Wade*, the ruling that protects access to abortion rights. Please select all that you might do.

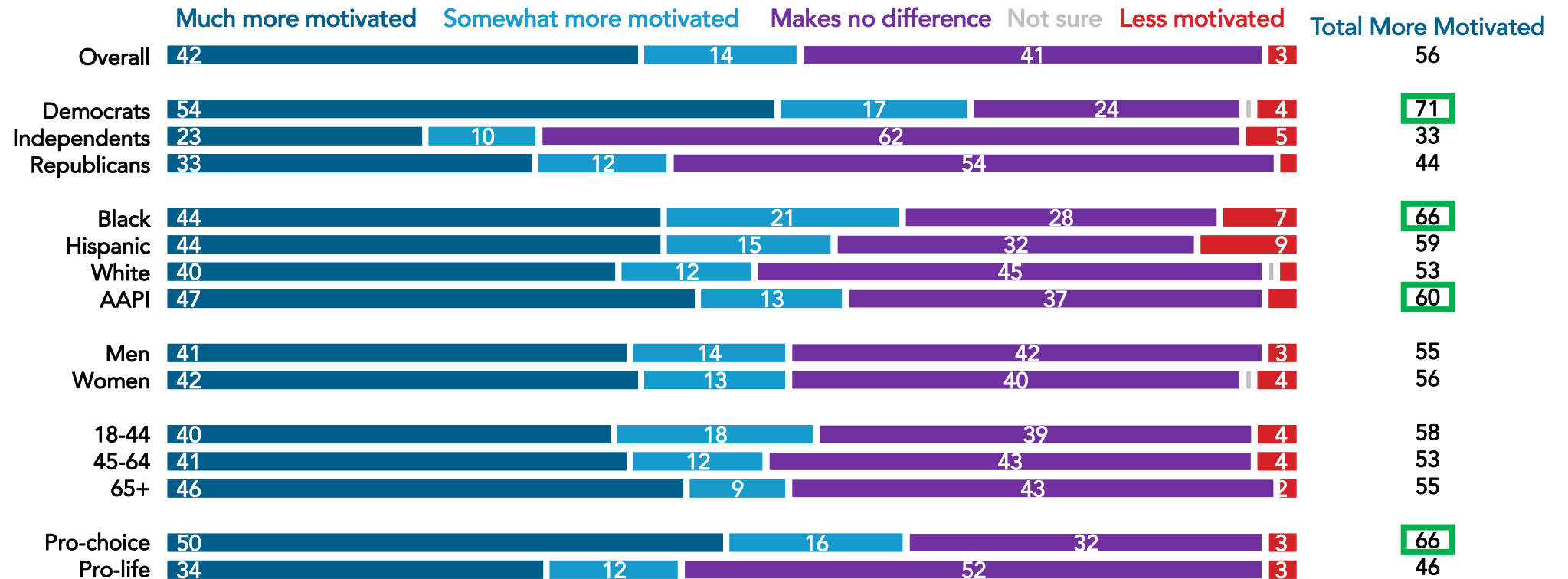
		Dem	Ind	Rep	Black	Hisp.	White	AAPI
Will be civically engaged on abortion rights in at least one way	37%	56	27	19	36	38	37	40
Talk about abortion rights with friends	28	42	20	14	21	26	29	28
Talk about abortion rights with family members	23	36	17	11	21	24	23	23
Post about or discuss abortion rights on social media (e.g. Facebook, Twitter)	15	23	10	7	16	17	14	14
Donate to an abortion rights organization	14	25	10	2	10	11	14	19
Attend a political rally or a protest in support of abortion rights	10	19	4	1	7	12	9	16
Donate to a political candidate	8	15	3	1	6	9	8	7
Volunteer for an abortion rights organization (e.g. go door-to-door, phone bank)	7	11	6	3	5	8	7	11
Attend an event or rally by an elected official or political candidate	7	12	4	1	7	9	6	10
Attend a town hall meeting	7	11	3	3	7	6	6	13
Volunteer for a political candidate (e.g. go door-to-door, phone bank)	4	8	4	-	5	5	4	6

Nationwide survey of 999 registered voters conducted May 5-May 9, 2022.
For more info, visit navigatorresearch.org.

Democrats Are More Motivated to Vote Following *Roe*

More than half of Americans say the Supreme Court potentially overturning *Roe v. Wade* makes them more motivated to vote in 2022, including 71% of Democrats and 66% of pro-choice Americans.

Regardless of how you plan to vote in November...Does this news about the Supreme Court potentially overturning *Roe v. Wade* this year make you feel more or less motivated to vote?

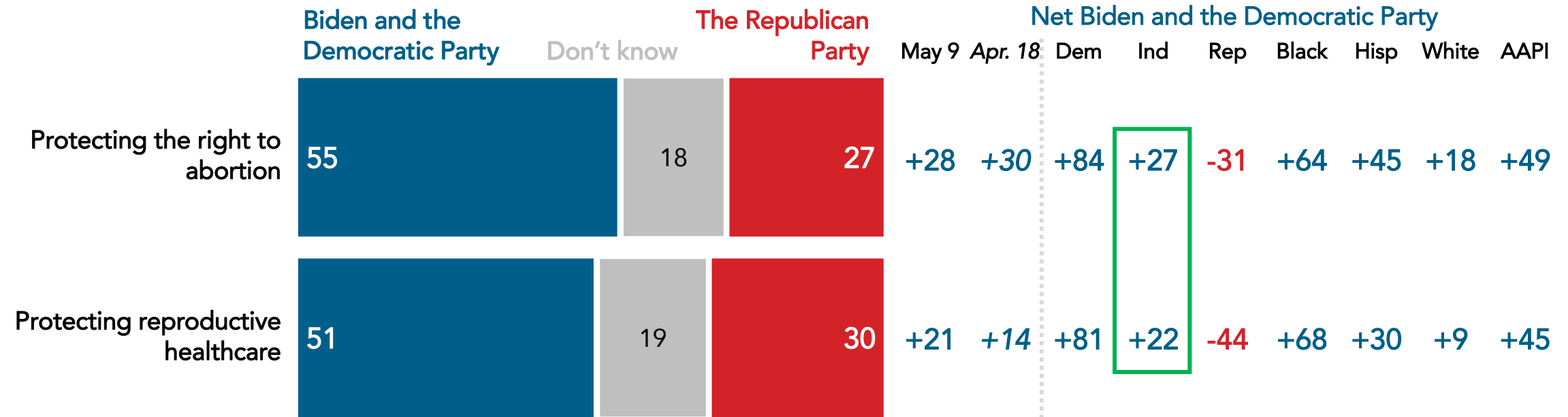


Nationwide survey of 999 registered voters conducted May 5-May 9, 2022. For more info, visit navigatorresearch.org.

Protecting the Right to Abortion and Reproductive Healthcare Remain Strengths for Biden and Democrats Over Republicans

Among independents, Biden and Democrats are more trusted by 27 points to protect the right to abortion and 22 points to protect reproductive healthcare.

Below is a list of issues. Please indicate who you trust more to handle each one.



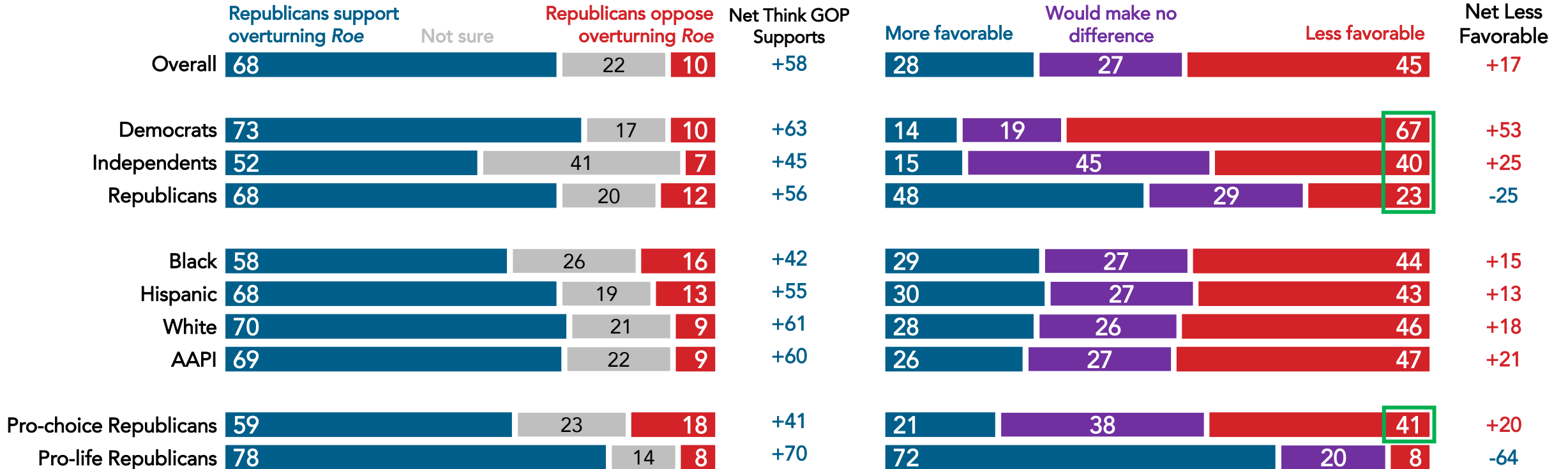
Nationwide surveys of registered voters; Each wave represents approximately 1,000 interviews taken over the prior three-five days. Latest wave conducted May 5-May 9, 2022. For more info, visit navigatorresearch.org

Republicans Are Seen as Supporting the Overturning of *Roe*, and Nearly Half Say It Makes Them Less Favorable to GOP

Two in five independents (40%) and nearly a quarter of Republicans (23%) say they would be less favorable to Republicans in Congress if they supported the Supreme Court overturning *Roe v. Wade*.

Do you think Republican elected officials support or oppose the Supreme Court draft ruling which indicates they will potentially overturn *Roe v. Wade*, the ruling that established the legal right to an abortion?

Would it make you more or less favorable to Republicans in Congress if they were to support the Supreme Court's decision to overturn *Roe v. Wade*?



Nationwide survey of 999 registered voters conducted May 5-May 9, 2022. For more info, visit navigatorresearch.org.

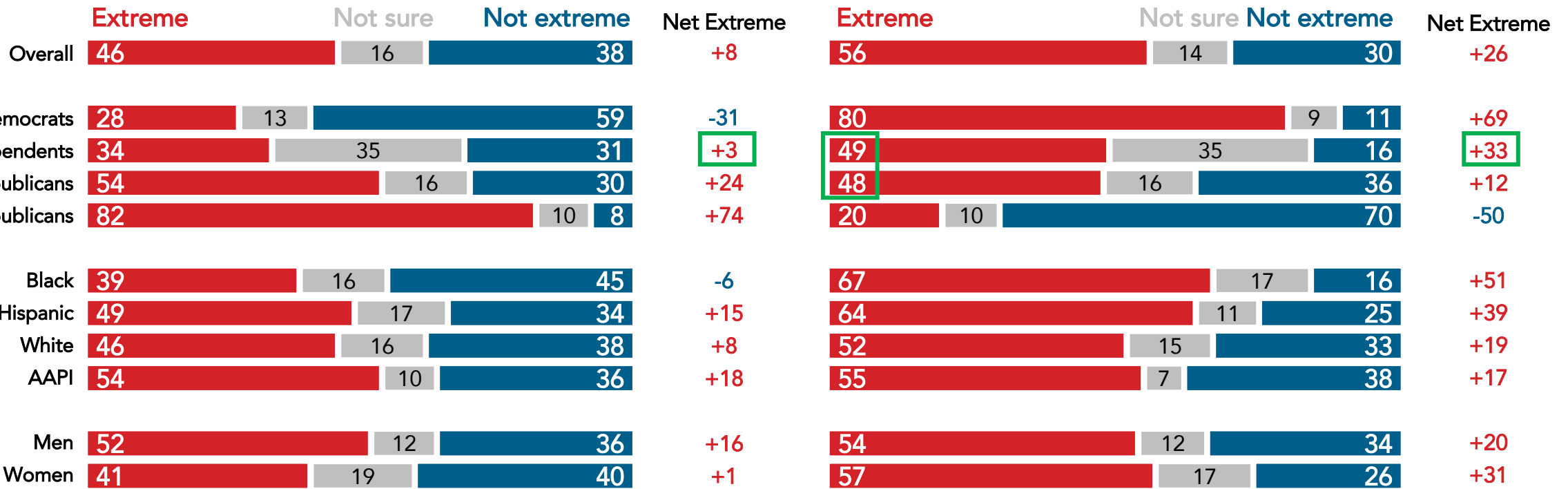
The Republican Party Is Seen as More Extreme on Abortion Than the Democratic Party

Nearly three in five say the Republican Party is extreme on abortion (56%), compared to 46% who say the same of Democrats.

- Nearly half of independents (49%) and pro-choice Republicans (48%) say that the Republican Party is extreme on abortion.

Do you think the **Democratic Party** is extreme on abortion?

Do you think the **Republican Party** is extreme on abortion?



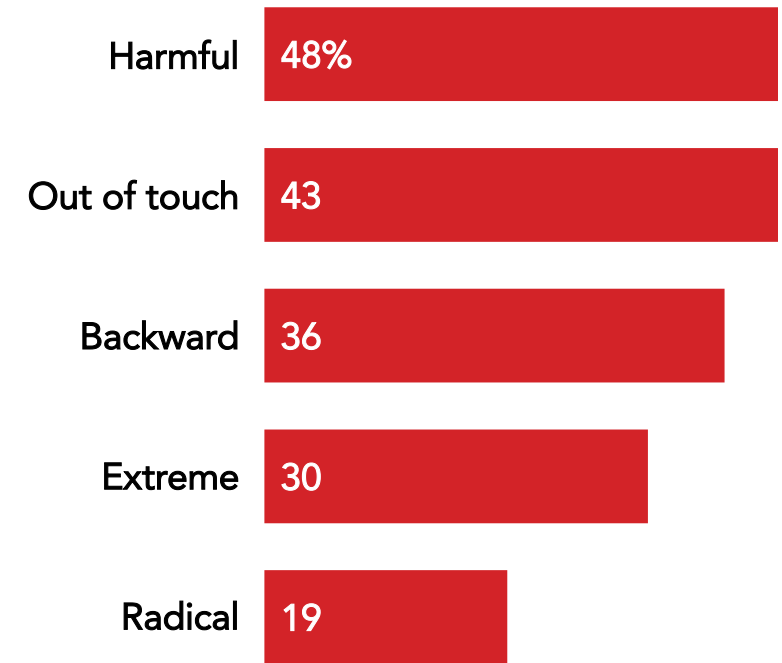
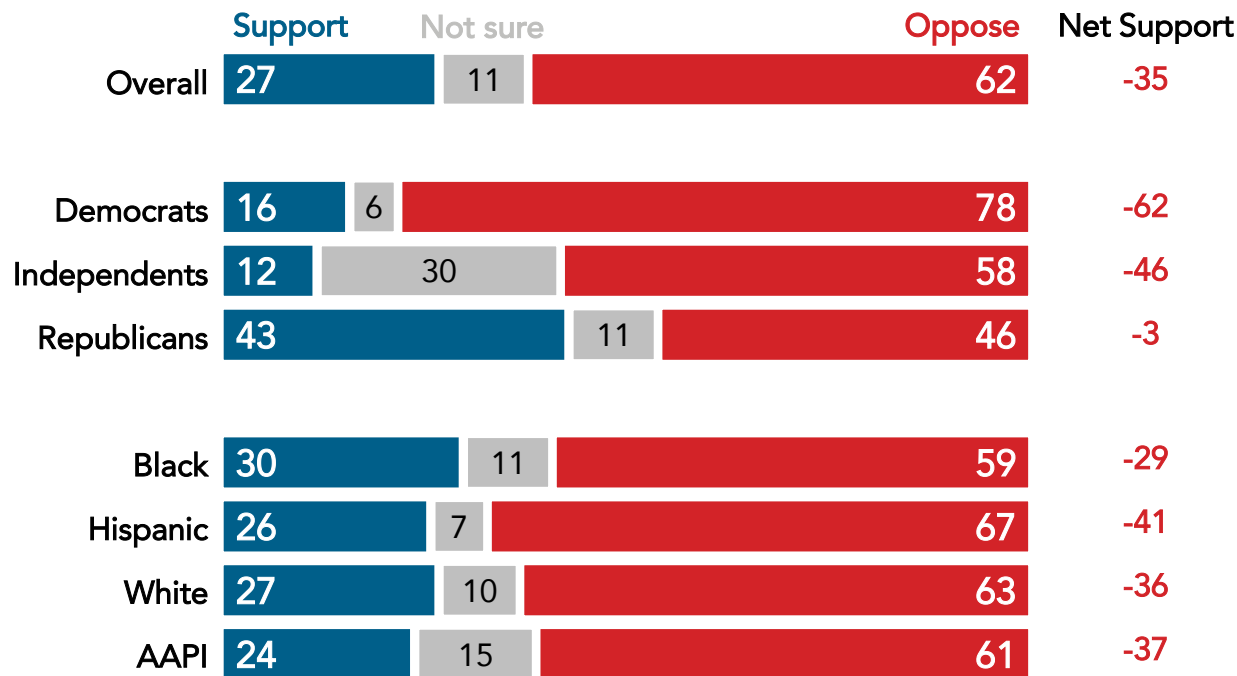
Nationwide survey of 999 registered voters conducted May 5-May 9, 2022.
For more info, visit navigatorresearch.org.

A Nationwide Ban on Abortion Is Deeply Unpopular and Republicans Who Support It are “Harmful” and “Out of Touch”

A majority of independents (58%) and a plurality of Republicans (46%) oppose legislation that would ban abortions nationwide.

Some lawmakers in Congress have said that after the Supreme Court overturns *Roe v. Wade*, they plan to introduce a bill to Congress that would ban abortions nationwide. Do you support or oppose a nationwide ban on abortions?

[If oppose nationwide bans] What two words or phrases best describe Republicans who support abortion bans?

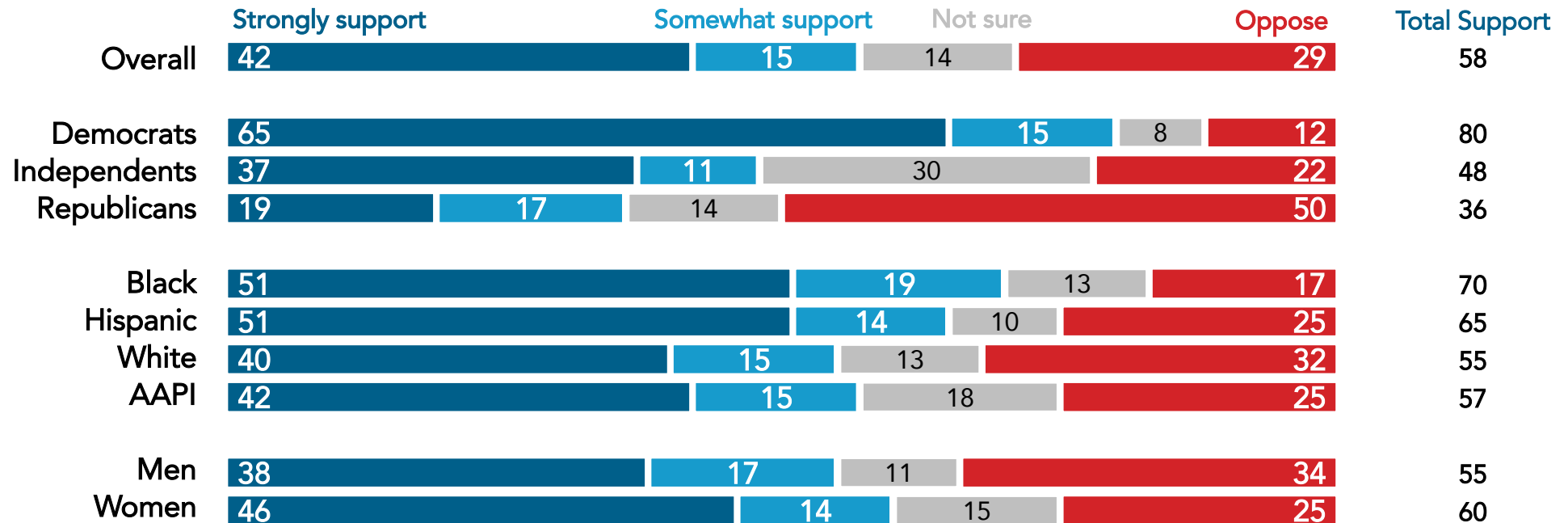


Nationwide survey of 999 registered voters conducted May 5-May 9, 2022. For more info, visit navigatorresearch.org.

A Majority Support Congress Codifying *Roe v. Wade* to Federally Protect the Right to an Abortion

Majorities of Democrats (80%), Black Americans (70%), and Hispanic Americans (65%) support the move, along with a plurality of independents (48%).

With the Supreme Court potentially overturning *Roe v. Wade*, would you support or oppose Congress passing a law guaranteeing the right to an abortion?

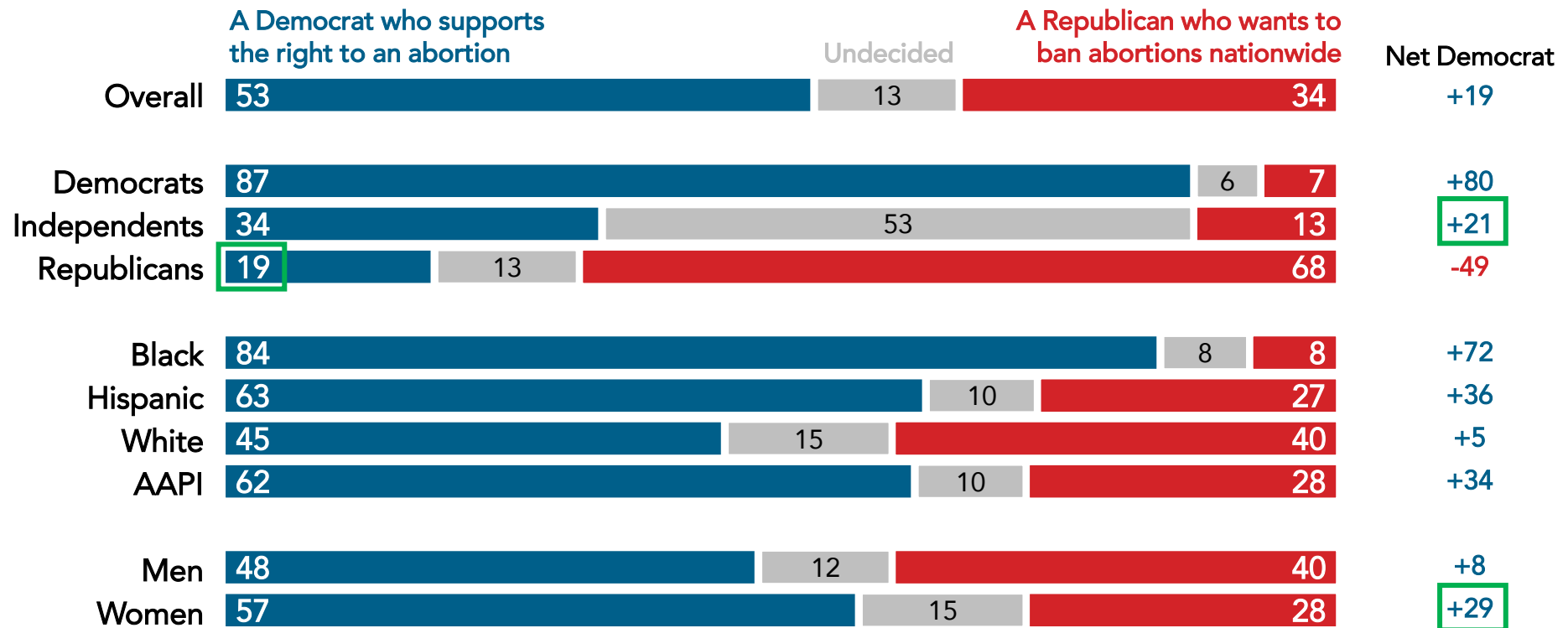


Nationwide survey of 999 registered voters conducted May 5-May 9, 2022.
For more info, visit navigatorresearch.org.

An Election Between a Republican Who Supports Abortion Bans and a Pro-Choice Democrat Damages Republican Standing

Against a Republican who wants to ban abortion nationally, a Democrat who supports abortion access has a 19-point advantage on a Congressional ballot (53% Democrat to 34% Republican). Among independents, the Democrat has a 21-point lead (34% Democrat to 13% Republican, 53% undecided).

If the general election for U.S. Congress were today, for whom would you vote?

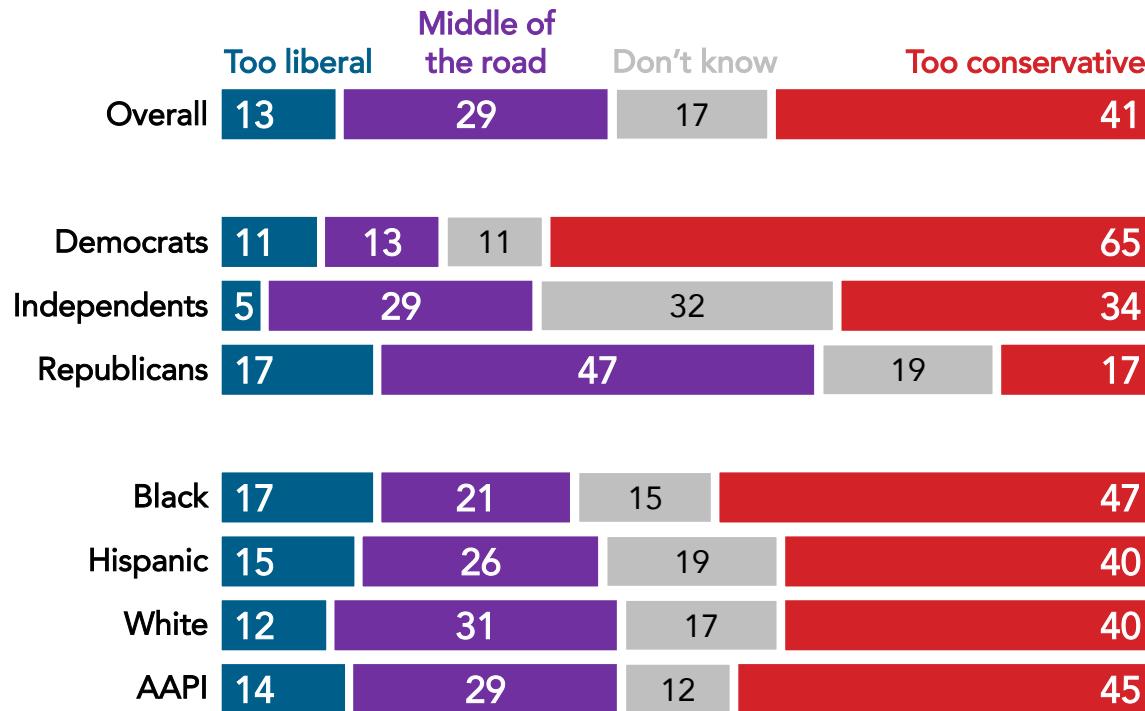


Nationwide survey of 999 registered voters conducted May 5-May 9, 2022. For more info, visit navigatorresearch.org.

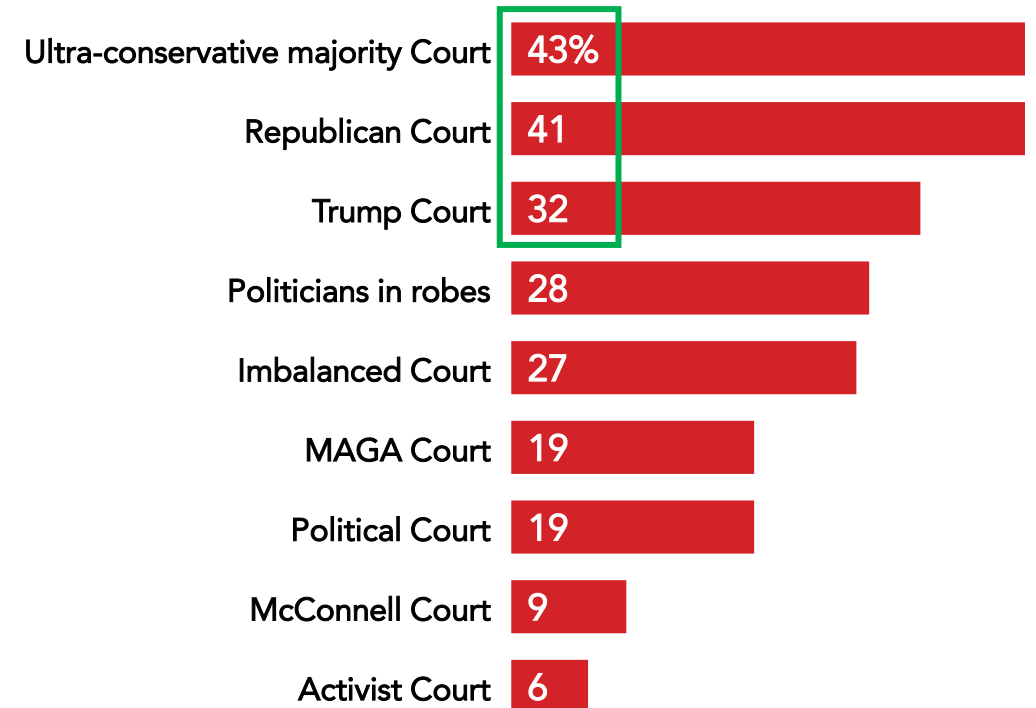
A Plurality Sees the Court as Too Conservative, and Top Descriptors Are "Ultra-Conservative," "Republican," "Trump"

Two in five say the Supreme Court is headed down a path of being too conservative following the draft decision to overturn *Roe v. Wade* – and among those who feel it is too conservative, they call it an "ultra-conservative majority," "Republican" or "Trump" Court.

Given the potential for the current Supreme Court to overturn *Roe v. Wade*... would you say the United States Supreme Court is headed down a path of being too conservative, too liberal, or middle of the road?



[If Court is headed down a path of being too conservative] Which of the following phrases do you think best describes the current Supreme Court?



Nationwide survey of 999 registered voters conducted May 5-May 9, 2022. For more info, visit navigatorresearch.org.

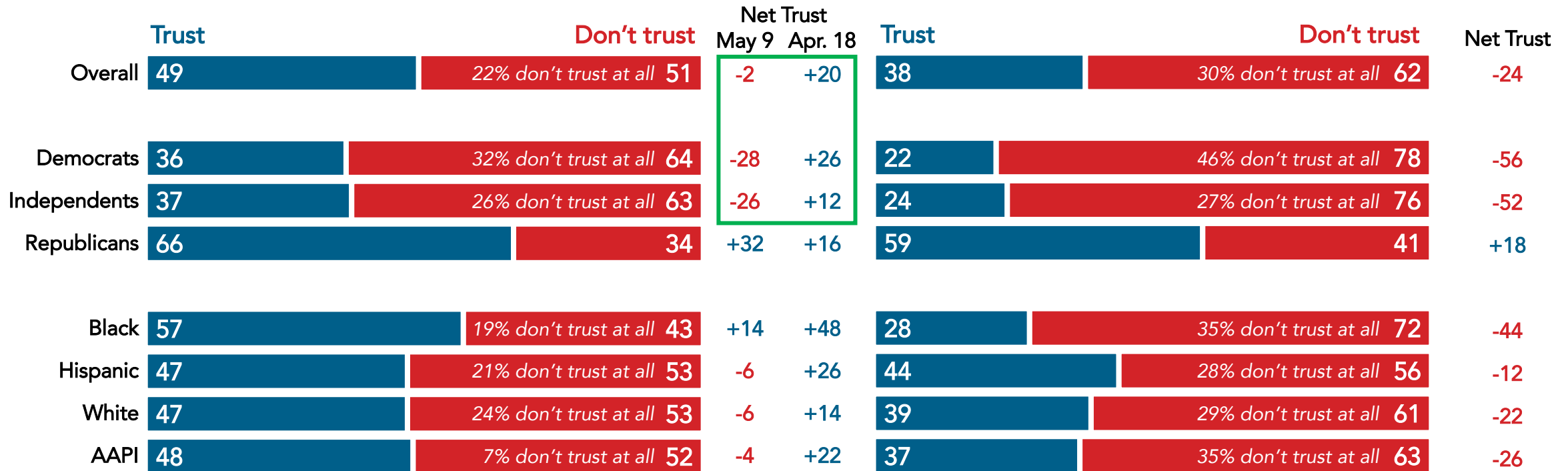
Trust in SCOTUS Has Declined Notably Following the *Roe* Draft Decision, Declining Further With Explicit *Roe* Mention

Since last asked April 18th, there has been a 22-point net decline in trust in the Supreme Court to make the right decisions, including a 54-point decline among Democrats and a 38-point decline among independents.

- Three in five do not trust the Supreme Court with explicit *Roe* mention (including 78% of Democrats and 76% of independents).

How much do you trust the Supreme Court to make the right decisions in the future?

Knowing that the Supreme Court may overturn *Roe v. Wade*... How much do you trust the Supreme Court to make the right decisions in the future?

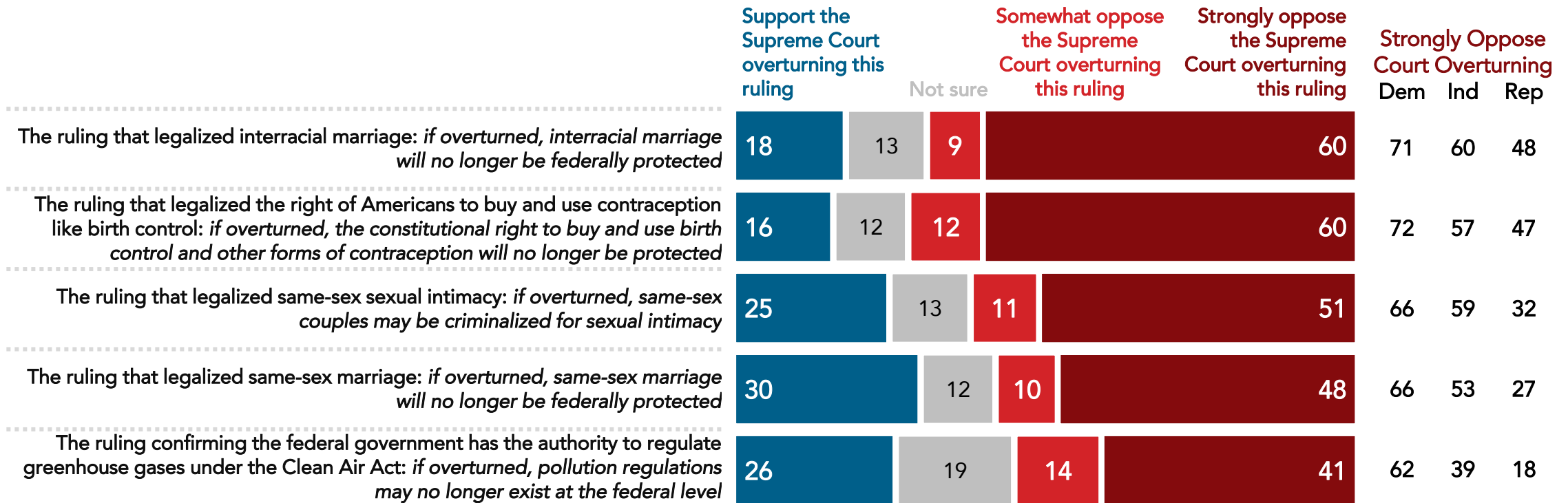


Nationwide surveys of registered voters; Each wave represents approximately 1,000 interviews taken over the prior three-five days. Latest wave conducted May 5-May 9, 2022. For more info, visit navigatorresearch.org

Potentially Overturned Rulings of Greatest Concern Are Interracial Marriage, Contraception, Same-Sex Rights

Majorities oppose the Supreme Court overturning the rulings that legalized interracial marriage (69%), buying and using contraception (71%), same-sex sexual intimacy (62%), marriage equality (58%), and the regulation of greenhouse gases at the federal level (55%).

Below is a list of past cases the Supreme Court is considering overturning in the future. Please indicate whether you support or oppose the Supreme Court overturning these rulings.



*Nationwide survey of 999 registered voters conducted May 5-May 9, 2022. For more info, visit navigatorresearch.org.

navigator*

About Navigator

In a world where the news cycle is the length of a tweet, our leaders often lack the real-time public-sentiment analysis to shape the best approaches to talking about the issues that matter the most. Navigator is designed to act as a consistent, flexible, responsive tool to inform policy debates by conducting research and reliable guidance to inform allies, elected leaders, and the press. Navigator is a project led by pollsters from Global Strategy Group and GBAO along with an advisory committee, including: Arkadi Gerney, The Hub Project; Joel Payne, The Hub Project; Christina Reynolds, EMILY's List; Mike Podhorzer, AFL-CIO; Jesse Ferguson, progressive strategist; Navin Nayak, Center for American Progress Action Fund; Stephanie Valencia, EquisLabs; and Melanie Newman, Planned Parenthood Action Fund.

About the Study

Global Strategy Group conducted public opinion surveys among a sample of 999 registered voters from May 5-May 9, 2022. 101 additional interviews were conducted among Hispanic voters. 101 additional interviews were conducted among Asian American and Pacific Islander voters. 100 additional interviews were conducted among African American voters. 100 additional interviews were conducted among independent voters. The survey was conducted online, recruiting respondents from an opt-in online panel vendor. Respondents were verified against a voter file and special care was taken to ensure the demographic composition of our sample matched that of the national registered voter population across a variety of demographic variables.

For Press inquiries contact:

press@navigatorresearch.org

To learn more about Navigator:

<http://navigatorresearch.org>

@NavigatorSurvey on Twitter