

# navigator\*

Thursday, July 21<sup>st</sup>

January 6<sup>th</sup> Investigation and  
Republican Extremism: A  
Guide for Advocates



## Key Takeaways:

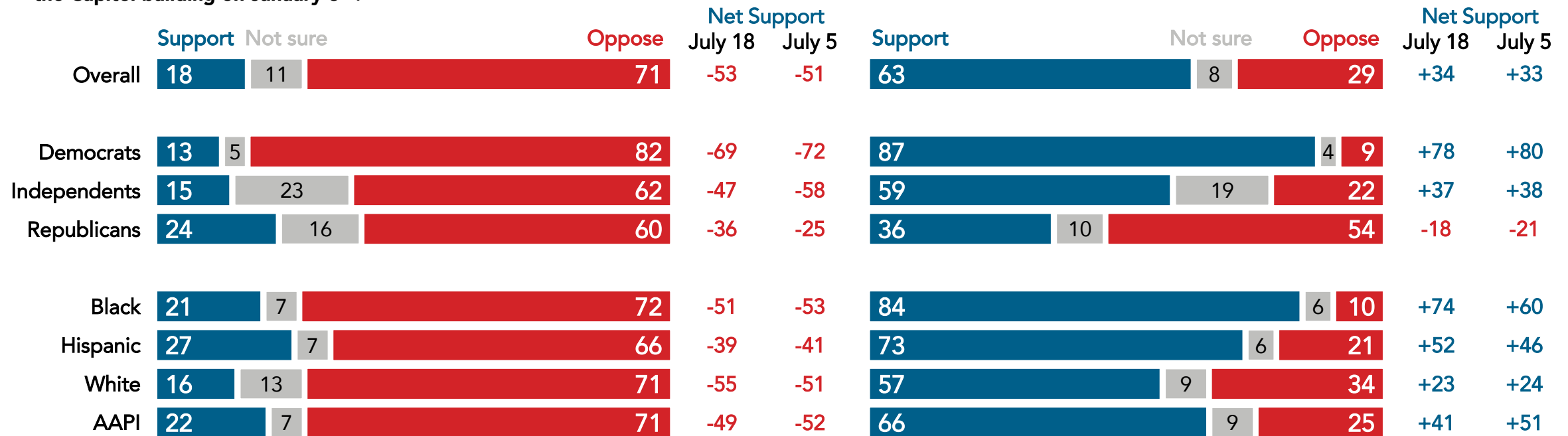
- Nearly two in three Americans continue to support the House investigation into January 6<sup>th</sup> while even more oppose the actions of Trump supporters that day.
- Supporters of the Republican Party are seen as more prone to violence in pushing their agenda than supporters of the Democratic Party, and those who feel the Republican Party is prone to violence cite January 6<sup>th</sup>, Trump, and the insurrection at the Capitol.
- About three in five support the Department of Justice filing criminal charges against Donald Trump after reading revelations from the January 6<sup>th</sup> hearings.

# Support Remains High for the January 6<sup>th</sup> Investigation While January 6<sup>th</sup> Rioters Are Widely Opposed

By a 34-point margin, Americans are supportive of the House Committee's investigation into the attack on the Capitol on January 6<sup>th</sup> (63% support/29% oppose), including by a 37-point margin among independents (59% support/22% oppose).

Regardless of how much you have seen or heard since January 6<sup>th</sup>, 2021 about the Trump supporters who broke into the U.S. Capitol building on January 6<sup>th</sup>... Do you support or oppose the actions of the Trump supporters who broke into the Capitol building on January 6<sup>th</sup>?

As you may know, there is currently an investigation by the U.S. House of Representatives into what happened on January 6<sup>th</sup> at the Capitol and the events leading up to it. Do you support or oppose this investigation?



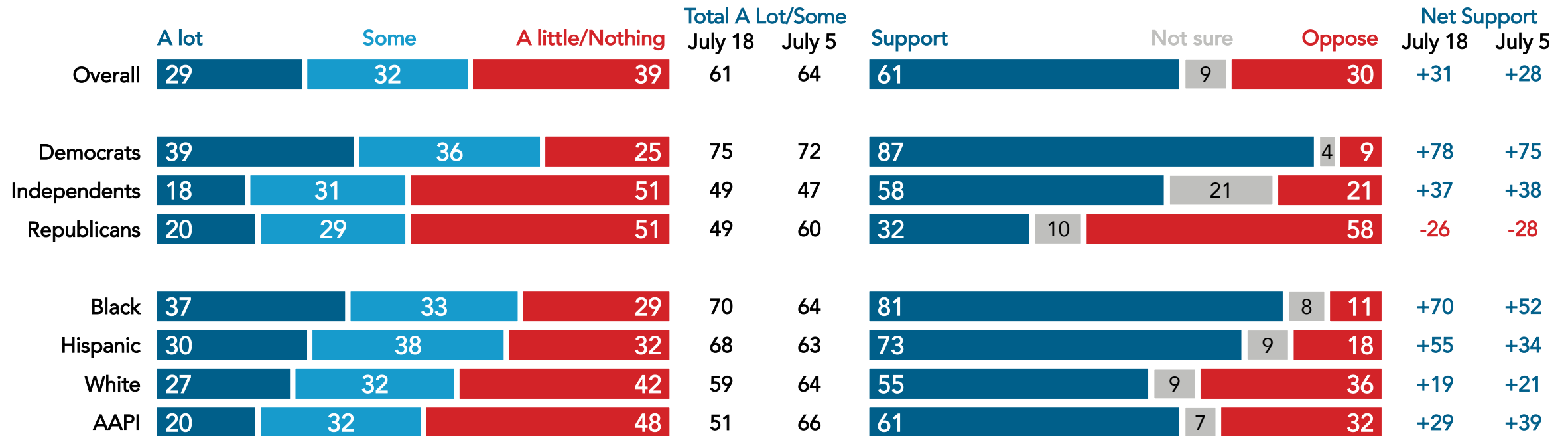
Nationwide surveys of registered voters; Each wave represents approximately 1,000 interviews taken over the prior three-five days. Latest wave conducted July 14-July 18, 2022. For more info, visit [navigatorresearch.org](https://navigatorresearch.org)

# Three in Five Report Hearing About the January 6<sup>th</sup> Hearings and a Majority Support Them

Among those who have heard “a lot” or “some” about the public hearings, 72% support the public hearings (including 57% who “strongly support” the hearings).

As you may know, the next phase of the investigation by the U.S. House of Representatives into what happened on January 6<sup>th</sup> at the Capitol and the events leading up to it has been public hearings which have been presenting the results from the investigation. How much have you seen, read, or heard about these hearings?

Do you support or oppose the public hearings by the House committee investigating the January 6<sup>th</sup> attack on the United States Capitol?



Nationwide surveys of registered voters; Each wave represents approximately 1,000 interviews taken over the prior three-five days. Latest wave conducted July 14-July 18, 2022. For more info, visit [navigatorresearch.org](https://navigatorresearch.org)

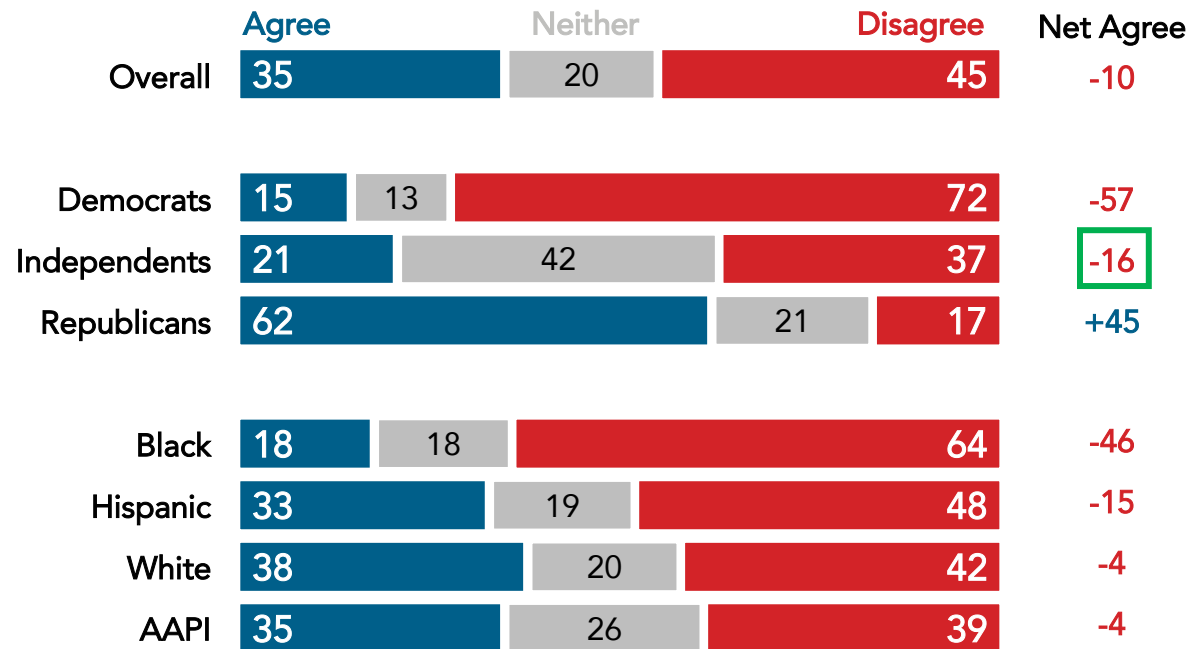
# Supporters of the Republican Party Are Seen as More Inclined to Resort to Violence Than Supporters of the Democratic Party

By a 20-point margin, Americans overall are more likely to say those who support the Republican Party are inclined to resort to violence while pushing their agenda or worldview than Democrats are (net -10 agree on Democrats, net +10 agree on Republicans).

- Among independents, the margin across parties jumps to 37 points (net -16 Democrats, net +21 on Republicans).

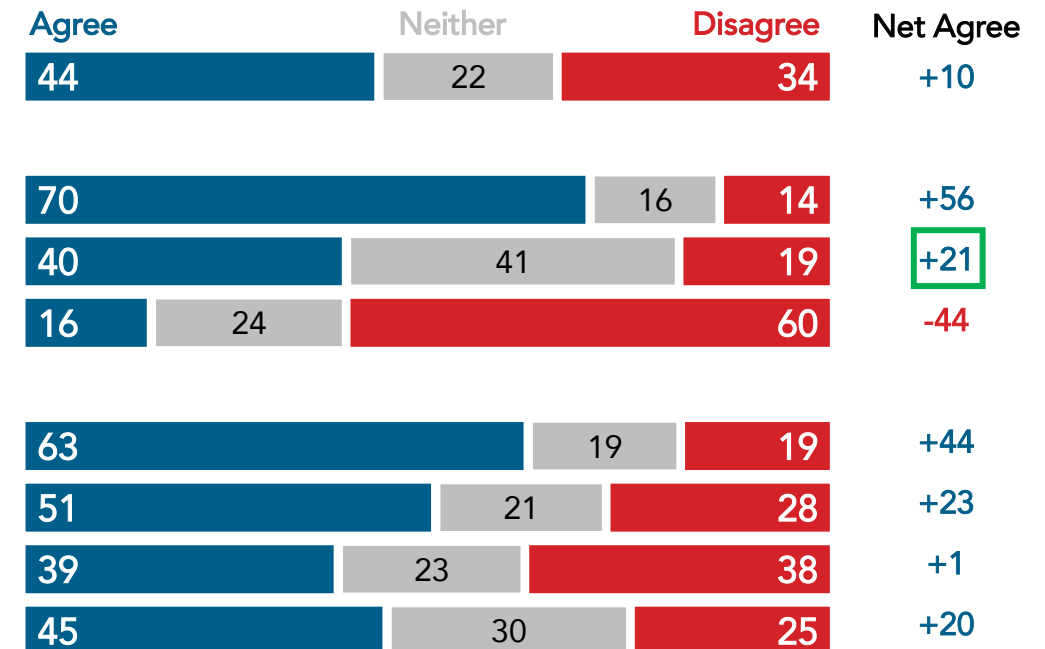
## Do you agree or disagree with the following statement?

People who support the [Democratic Party](#) are inclined to resort to violence when they're pushing their agenda or worldview.



## Do you agree or disagree with the following statement?

People who support the [Republican Party](#) are inclined to resort to violence when they're pushing their agenda or worldview.

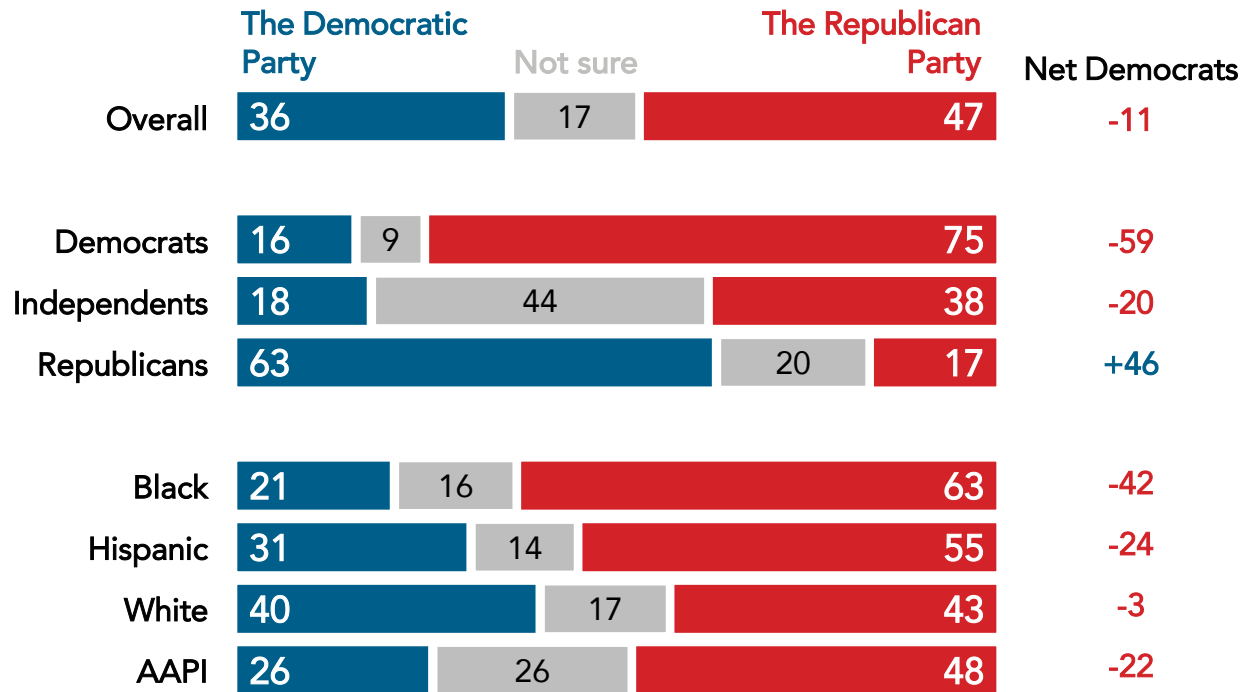


Nationwide survey of 1,002 registered voters conducted July 14-July 18, 2022.  
For more info, visit [navigatorresearch.org](https://navigatorresearch.org).

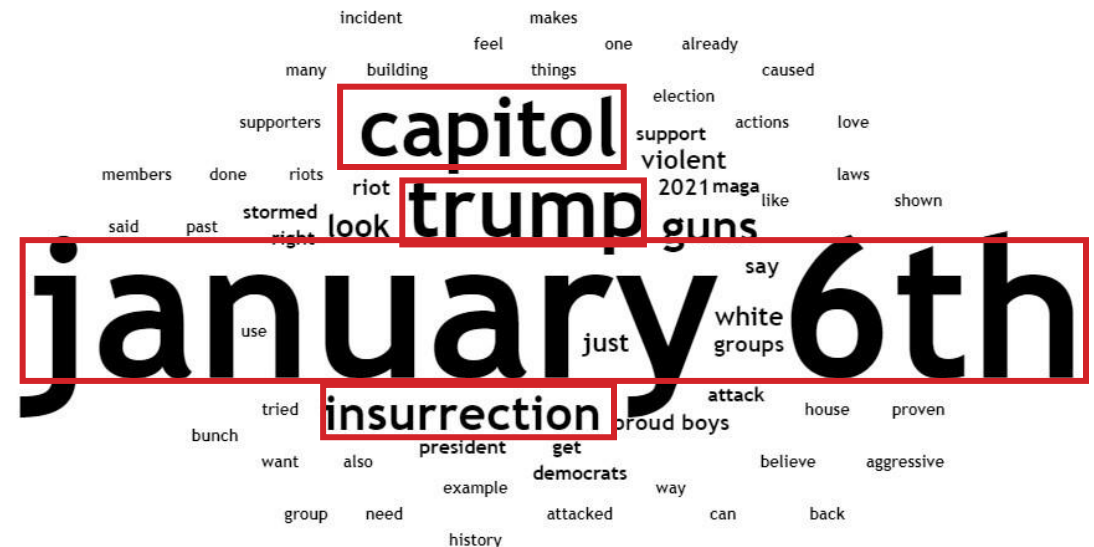
# The January 6<sup>th</sup> Insurrection and Donald Trump Cited Most Among Those Who Say Republicans Are Prone to Violence

Republicans are the lone group to say Democrats are more prone to violence in pushing their political agenda.

Which party do you believe is more prone to violence in pushing their political agenda?



[If Republican Party is prone to violence] You indicated you believe that the Republican Party is more prone to violence in pushing their political agenda. What makes you say that?



Nationwide survey of 1,002 registered voters conducted July 14-July 18, 2022. For more info, visit [navigatorresearch.org](https://navigatorresearch.org).

# A Variety of Recent Revelations From Recent Public Hearings Are Viewed As Concerning

Nearly four in five independents find statements about Trump knowing his supporters were armed and doing nothing (79%), ordering Secret Service to remove metal detectors (76%), and knowing the riot would become violent (79%) concerning.

Below is a list of some of the facts and details revealed during testimony under oath from the January 6<sup>th</sup> hearings. Please indicate how concerning you find each one.

	Very concerning	Somewhat concerning	Not concerning	July 5	Total Concerning			
					Overall	Dem	Ind Rep	
Trump was told that his supporters had weapons, including pistols and AR-15 assault rifles, and involved violent extremist groups before they went to the Capitol and did nothing to stop them	51	22	27	71	73	94	79	49
Trump ordered the Secret Service to remove metal detectors and security as the rioters were attacking the Capitol because "they're not here to hurt me"	51	19	30	69	70	92	76	43
Trump was aware ahead of time that the January 6 <sup>th</sup> rally would likely become violent	49	21	31	69	69	91	79	42
Shortly after a mid-December meeting in which Trump advisers proposed declaring martial law and seizing voting machines from states, Trump tweeted about January 6 <sup>th</sup> for the first time: "Big protest in D.C. on January 6. Be there, will be wild!"	48	23	30	n/a	70	92	74	44
Trump tried reaching out to a witness who has yet to testify, and the committee has referred this to the Department of Justice for potential witness tampering	47	22	31	n/a	69	91	73	43
Trump's former campaign manager sent text messages on January 6 <sup>th</sup> that Trump was "a sitting president asking for civil war" and blamed Trump's rhetoric for the violence at the Capitol	46	23	31	n/a	69	89	75	43
The former White House Counsel testified that he told Trump that there was no evidence that the election was stolen from him, which Trump ignored to embrace lies about the election	44	23	33	n/a	67	90	73	40
A former member of the Oath Keepers who has pleaded guilty to his involvement in January 6 <sup>th</sup> testified that he did not plan to go to the Capitol, but that Trump's speech "got everyone riled up"	42	24	34	n/a	66	90	73	38

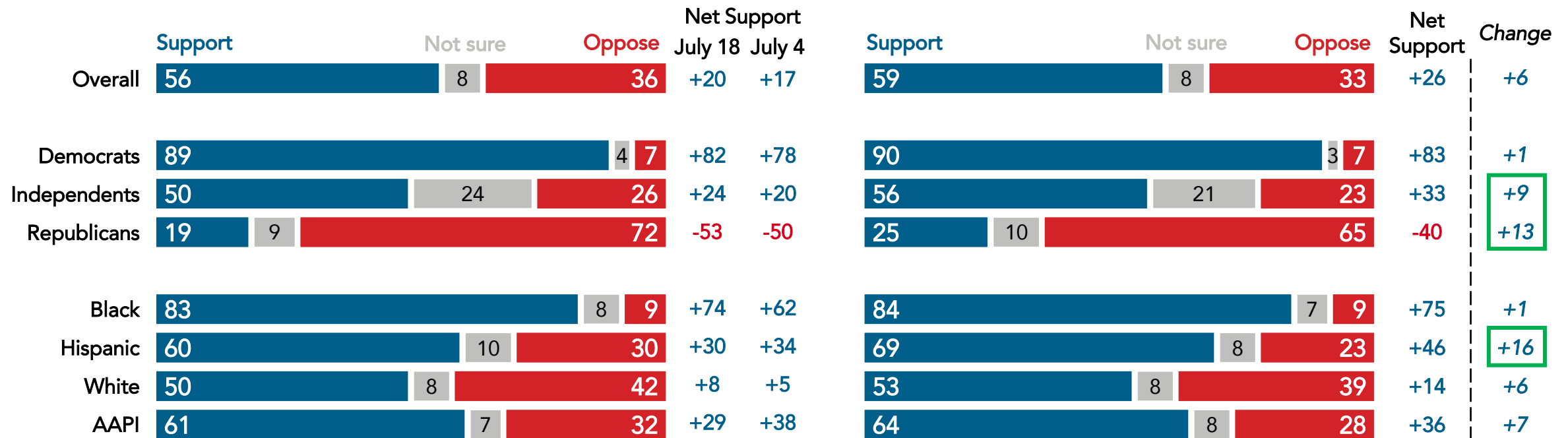
Nationwide surveys of registered voters; Each wave represents approximately 1,000 interviews taken over the prior three-five days. Latest wave conducted July 14-July 18, 2022. For more info, visit [navigatorresearch.org](http://navigatorresearch.org)

# Nearly Three in Five Support the DOJ Filing Criminal Charges Against Trump After Reading January 6<sup>th</sup> Revelations

After reading recent revelations from the January 6<sup>th</sup> hearings, Republicans shift by 13 points on net support for the Department of Justice filing criminal charges against Donald Trump (from net -53 to net -40) and independents shift by 9 (from +24 to +33).

**Before Messaging:** Do you support or oppose the Department of Justice filing criminal charges against Donald Trump for his involvement with the attack on January 6<sup>th</sup>?

**After Messaging:** One more time...do you support or oppose the Department of Justice filing criminal charges against Donald Trump for his involvement with the attack on the Capitol on January 6<sup>th</sup>?



Nationwide surveys of registered voters; Each wave represents approximately 1,000 interviews taken over the prior three-five days. Latest wave conducted July 14-July 18, 2022. For more info, visit [navigatorresearch.org](http://navigatorresearch.org)

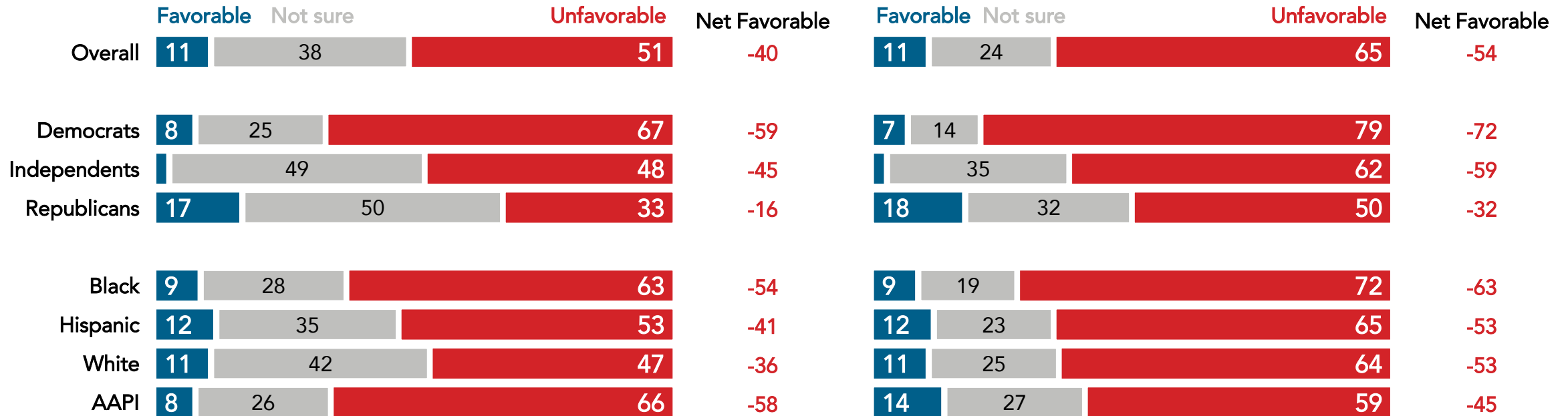


# Modest Awareness of the “Proud Boys” Leads to Greater Negativity Towards the Group Once It Is Described

When described as a “militant group of white supremacists,” the Proud Boys are viewed unfavorably by 65% of Americans, including majorities of Democrats (79%) and independents (62%), and half of Republicans (50%).

**(Split sample) Please indicate how favorable or unfavorable you are to:**  
The Proud Boys.

**(Split sample) Please indicate how favorable or unfavorable you are to:** The Proud Boys, a militant group of white supremacists.



Nationwide survey of 1,002 registered voters conducted July 14-July 18, 2022.  
For more info, visit [navigatorresearch.org](https://navigatorresearch.org).

# navigator\*

## About Navigator

In a world where the news cycle is the length of a tweet, our leaders often lack the real-time public-sentiment analysis to shape the best approaches to talking about the issues that matter the most. Navigator is designed to act as a consistent, flexible, responsive tool to inform policy debates by conducting research and reliable guidance to inform allies, elected leaders, and the press. Navigator is a project led by pollsters from Global Strategy Group and GBAO along with an advisory committee, including: Arkadi Gerney, The Hub Project; Joel Payne, The Hub Project; Christina Reynolds, EMILY's List; Mike Podhorzer, AFL-CIO; Jesse Ferguson, progressive strategist; Navin Nayak, Center for American Progress Action Fund; Stephanie Valencia, EquisLabs; and Melanie Newman, Planned Parenthood Action Fund.

## About the Study

Global Strategy Group conducted public opinion surveys among a sample of 1,002 registered voters from July 14-July 18, 2022. 108 additional interviews were conducted among Hispanic voters. 67 additional interviews were conducted among Asian American and Pacific Islander voters. 104 additional interviews were conducted among African American voters. 97 additional interviews were conducted among independent voters. The survey was conducted online, recruiting respondents from an opt-in online panel vendor. Respondents were verified against a voter file and special care was taken to ensure the demographic composition of our sample matched that of the national registered voter population across a variety of demographic variables.

For Press inquiries contact:

[press@navigatorresearch.org](mailto:press@navigatorresearch.org)

To learn more about Navigator:

<http://navigatorresearch.org>

@NavigatorSurvey on Twitter