

navigator*

December 1st, 2022

The Role of Abortion in the 2022 Midterms



What We Did: 2022 Midterm Voters Survey

The slides in this presentation are based on interviews with 5,013 registered voters who had already voted or planned to vote in the November election, with interviews conducted November 1st through November 14th.

Support for Democratic candidates and Republican candidates in elections for Governor, Senate, and the House of Representatives have been adjusted to reflect the actual expected results as of November 14th. The analysis aims to provide a new tool for Americans to understand what happened in the 2022 election, why it happened...and what's next.

Key Takeaways:

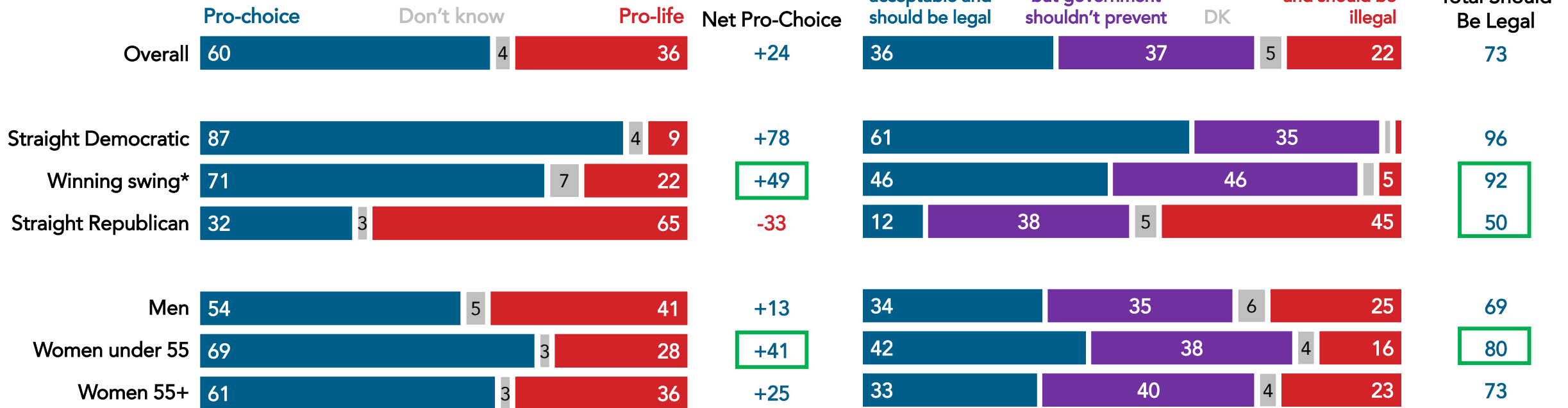
- Midterm voters were overwhelmingly pro-choice and believed abortion should be legal.
- Younger women and pro-choice Democrats prioritized abortion as their top issue in deciding their vote for Congress; for opponents of abortion, the issue was not a priority when casting their ballot.
- The Supreme Court's decision to overturn *Roe v. Wade* was broadly unpopular – including among independents and key swing voters – and this decision was overwhelmingly a reason to support Democrats over Republicans overall and for these critical persuadable groups.
- Nearly seven in ten midterm voters rejected abortion bans.

Midterm Voters Were Overwhelmingly Pro-Choice and Believed Abortion Should Be Legal

Seven in ten “winning swing” who clinched victories in tough races for Democrats said they were “pro-choice” (71%) and 92% said abortion should be legal (46% said it is morally acceptable/should be legal, and 46% say they were against it for themselves and their family but government shouldn’t have a say). Among straight ticket Republican voters, 50% also said abortion should be legal.

When it comes to the issue of abortion, which of the following best describes your position?

Which of the following statements comes closest to describing how you feel about the issue of abortion?

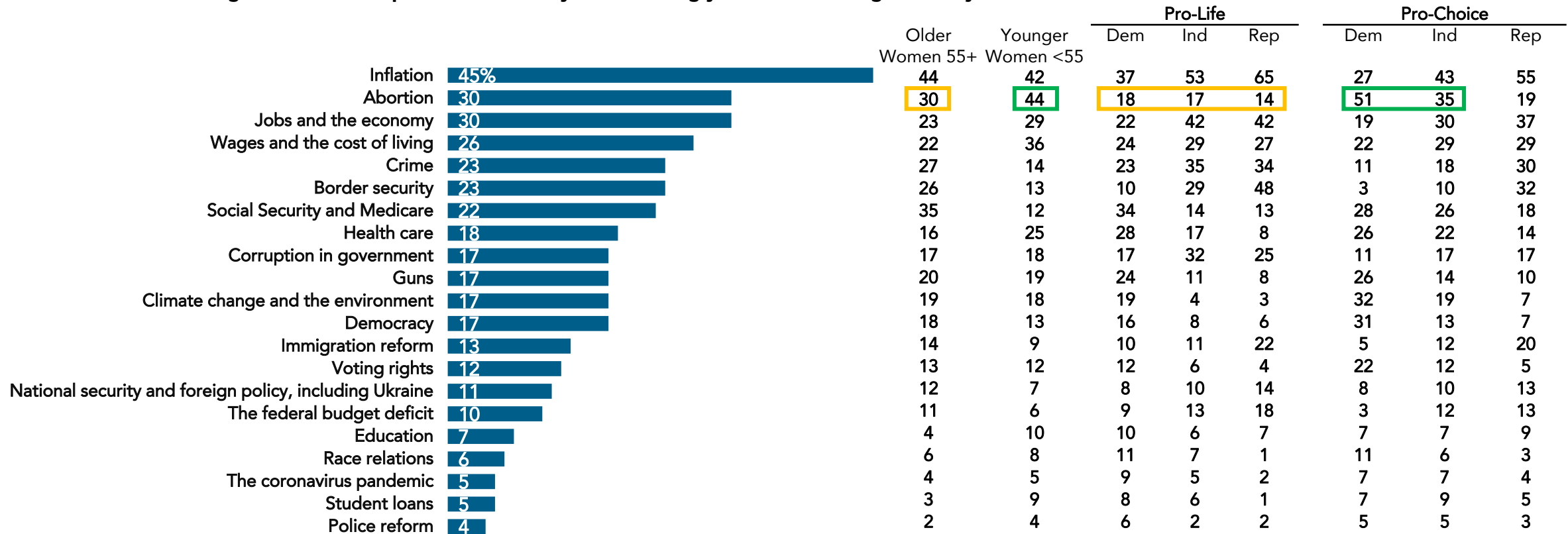


*“Winning swing” are 2022 voters who voted for winning Democratic candidates in key Senate, Governor, and House races but hold some historic non-Democratic behavior, including self-reported non-Biden voters in 2020 who often vote for Republicans. “Straight Democratic” and “straight Republican” voters are those who voted for either all Democrats or all Republicans in the elections available to them in 2022. Nationwide survey of 5,013 self-reported 2022 voters conducted November 1-November 14, 2022. Vote shares in House, Senate, and Governors' races are adjusted to reflect the estimates of the national popular vote as of November 14, 2022. For more info, visit navigatorresearch.org.

Younger Women & Pro-Choice Democrats Driven to Vote By Abortion; Was Not a Top Priority for Pro-Lifers

For women under 55 and pro-choice Democrats, abortion was their top issue (44% and 51%, respectively). One in three (35%) pro-choice independents said the same; just 14% of pro-life Republicans said it was a top priority in thinking about their vote for Congress this year.

Which of the following are the most important issues for you in deciding your vote for Congress this year? Select two to four.

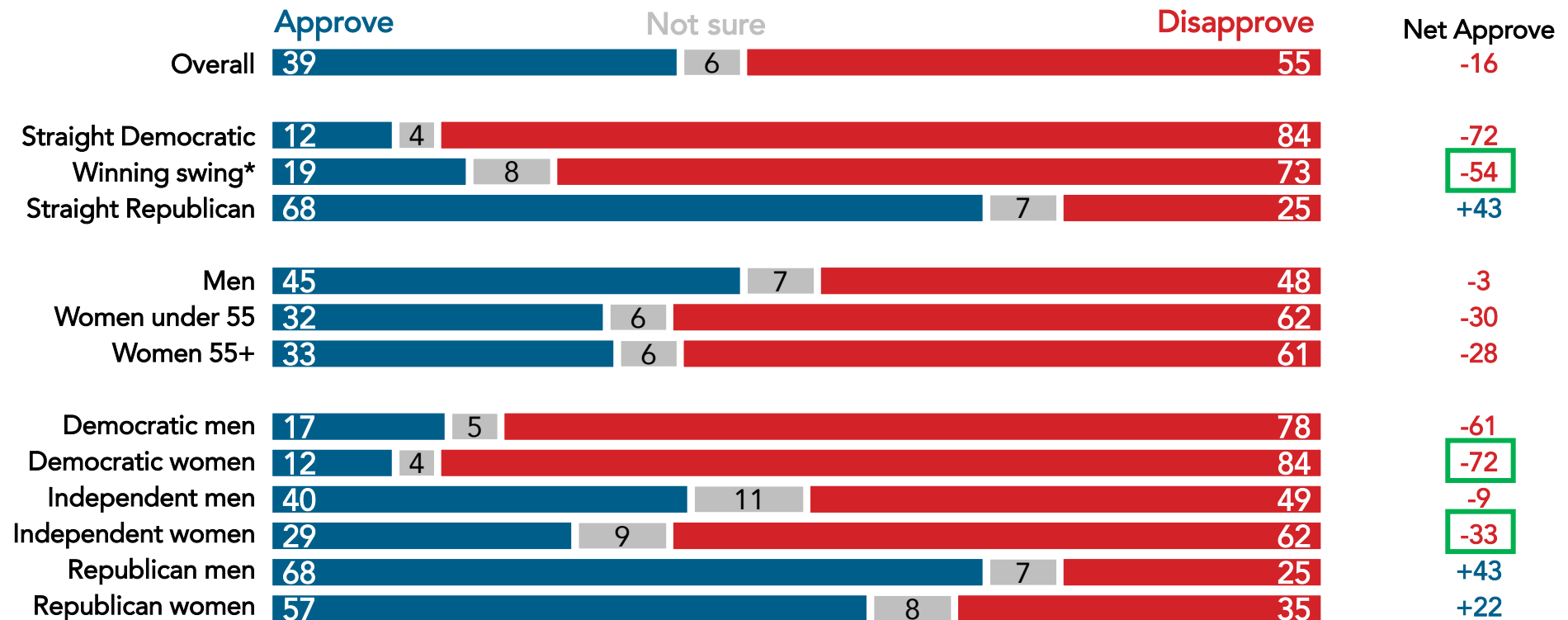


"Pro-life" voters identified as "pro-life" on a separate question, while "pro-choice" voters identified as "pro-choice" on a separate question. Nationwide survey of 5,013 self-reported 2022 voters conducted November 1-November 14, 2022. Vote shares in House, Senate, and Governors' races are adjusted to reflect the estimates of the national popular vote as of November 14, 2022. For more info, visit navigatorresearch.org.

Key Swing Voters in the Midterms Overwhelmingly Disagreed with SCOTUS Overturning *Roe v. Wade*

“Winning swing” voters who clinched races in key places for Democrats in 2022 disapproved of the Supreme Court’s decision by a 54-point margin. Democratic and independent women more deeply disapproved of the decision than their male counterparts.

As you may know, the Supreme Court recently decided to overturn *Roe v. Wade*, eliminating the federal right to an abortion as a result. Do you approve or disapprove the Supreme Court eliminating federal protections for abortion?



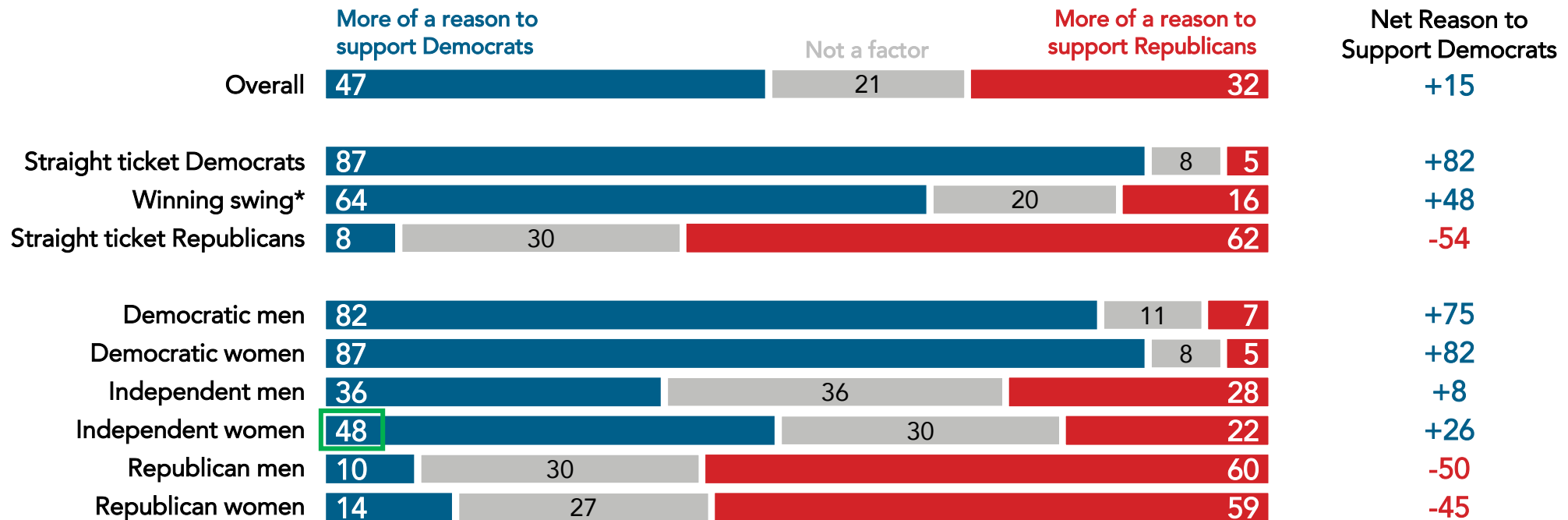
*“Winning swing” are 2022 voters who voted for winning Democratic candidates in key Senate, Governor, and House races but hold some historic non-Democratic behavior, including self-reported non-Biden voters in 2020 who often vote for Republicans. “Straight Democratic” and “straight Republican” voters are those who voted for either all Democrats or all Republicans in the elections available to them in 2022. Nationwide survey of 5,013 self-reported 2022 voters conducted November 1-November 14, 2022. Vote shares in House, Senate, and Governors’ races are adjusted to reflect the estimates of the national popular vote as of November 14, 2022. For more info, visit navigatorresearch.org.

The Supreme Court Overturning *Roe v. Wade* Seen as a Reason to Support Democrats Over Republicans by Double Digits

Nearly two in three “winning swing” voters who clinched victories for Democrats in tough races (64%) said the Supreme Court overturning *Roe v. Wade* was more of a reason to support Democrats.

- Both independent men (+8 reason to vote for Democrats) and even more so, independent women (+26), said it was more of a reason to vote for Democrats.

Please indicate whether this is more of a reason to support Democrats, more of a reason to support Republicans, or whether it is not a factor in your vote: *The Supreme Court overturning Roe v. Wade and eliminating the national right to an abortion.*



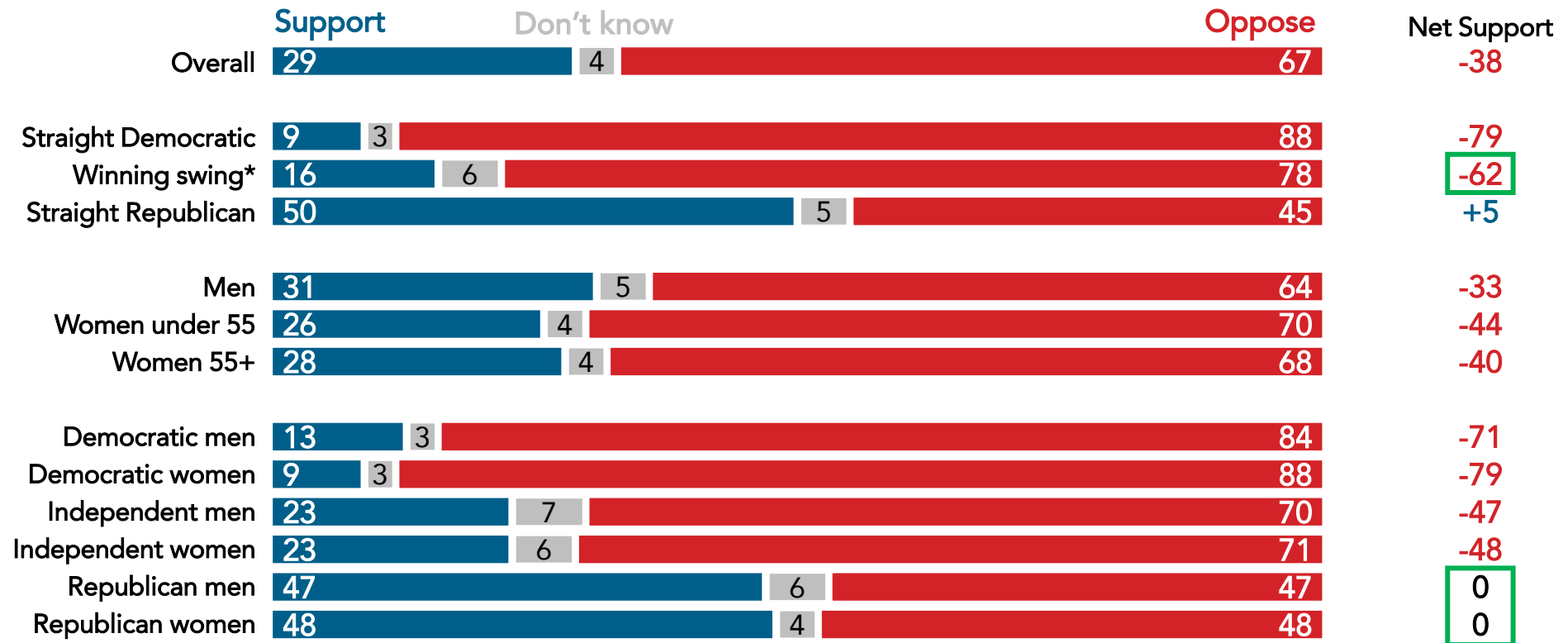
*“Winning swing” are 2022 voters who voted for winning Democratic candidates in key Senate, Governor, and House races but hold some historic non-Democratic behavior, including self-reported non-Biden voters in 2020 who often vote for Republicans. “Straight Democratic” and “straight Republican” voters are those who voted for either all Democrats or all Republicans in the elections available to them in 2022. Nationwide survey of 5,013 self-reported 2022 voters conducted November 1–November 14, 2022. Vote shares in House, Senate, and Governors’ races are adjusted to reflect the estimates of the national popular vote as of November 14, 2022. For more info, visit navigatorresearch.org.

Two in Three Voters Opposed a Nationwide Abortion Ban

Even straight-ticket Republican voters only supported a nationwide ban by a 5-point margin (50% support/45% oppose), while “winning swing” voters who clinched tough victories for Democrats opposed such a ban by a 62-point margin (16% support/78% oppose).

- Both Republican men and women are evenly divided on their support for nationwide abortion bans.

Do you support or oppose a nationwide ban on abortion?

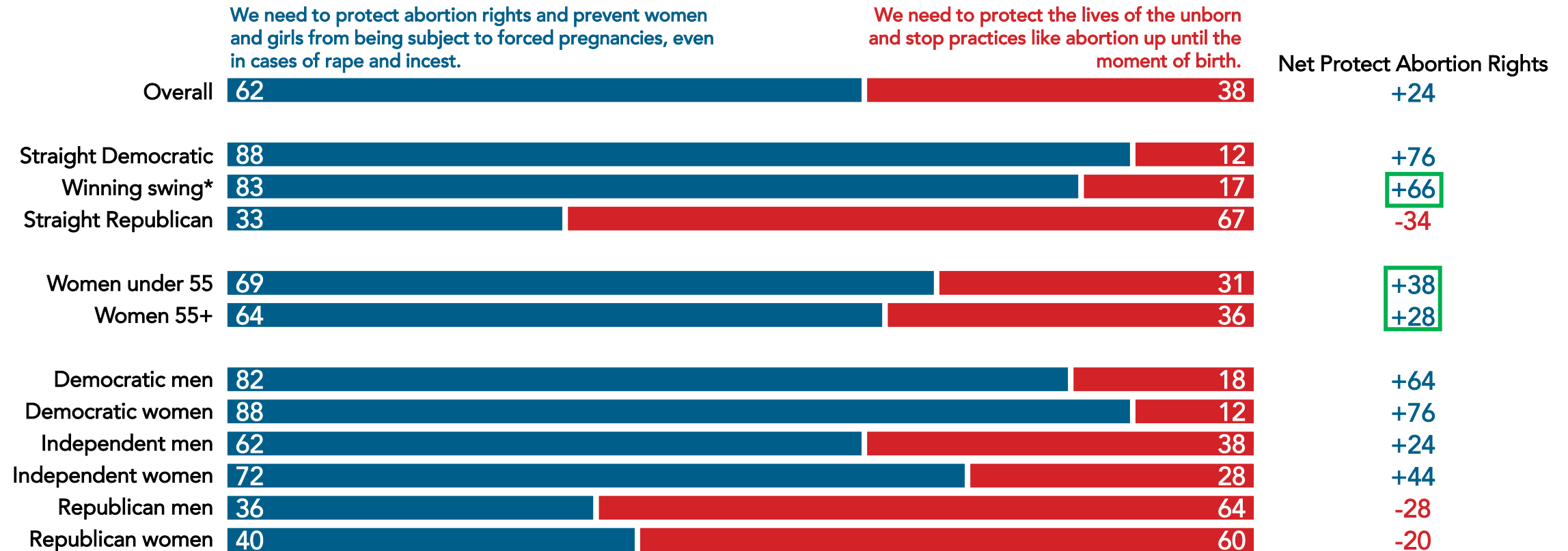


*“Winning swing” are 2022 voters who voted for winning Democratic candidates in key Senate, Governor, and House races but hold some historic non-Democratic behavior, including self-reported non-Biden voters in 2020 who often vote for Republicans. “Straight Democratic” and “straight Republican” voters are those who voted for either all Democrats or all Republicans in the elections available to them in 2022. Nationwide survey of 5,013 self-reported 2022 voters conducted November 1-November 14, 2022. Vote shares in House, Senate, and Governors’ races are adjusted to reflect the estimates of the national popular vote as of November 14, 2022. For more info, visit navigatorresearch.org.

Three in Five Voters Prioritized Protecting Abortion Rights Over Restrictions

Democratic, independent, and Republican women all agreed more with protecting abortion rights than their male counterparts, though majorities of Democratic and independent men also agreed.

Which statement do you agree with more, even if neither fully represents your view?

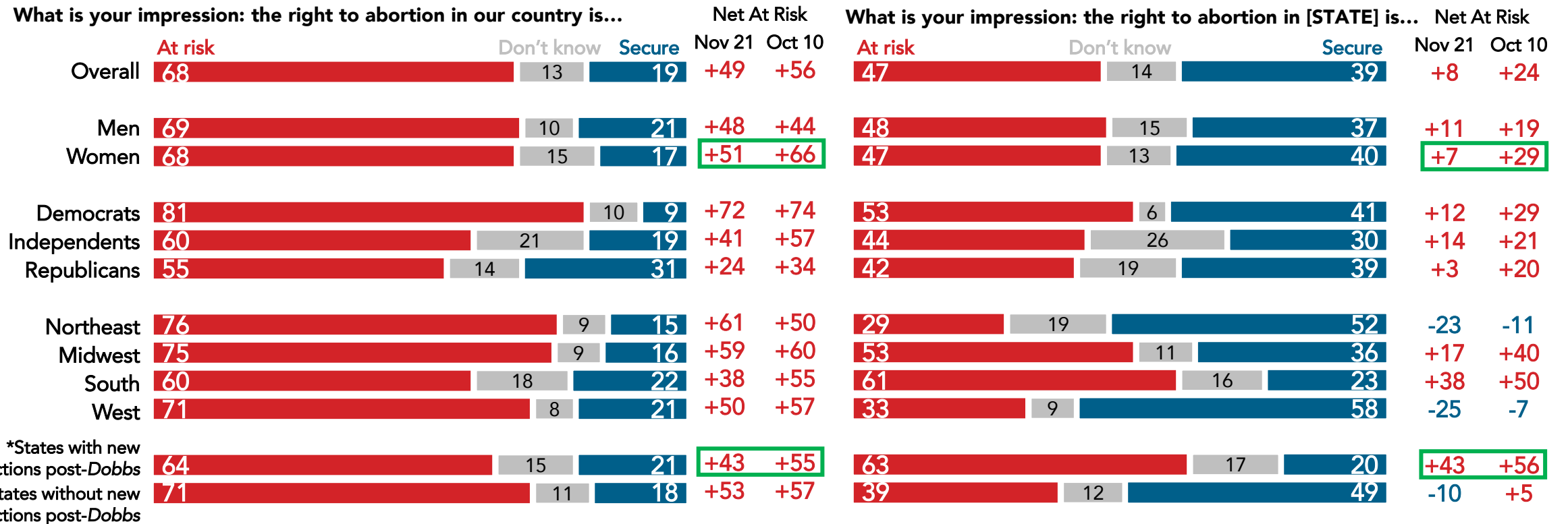


*"Winning swing" are 2022 voters who voted for winning Democratic candidates in key Senate, Governor, and House races but hold some historic non-Democratic behavior, including self-reported non-Biden voters in 2020 who often vote for Republicans. "Straight Democratic" and "straight Republican" voters are those who voted for either all Democrats or all Republicans in the elections available to them in 2022. Nationwide survey of 5,013 self-reported 2022 voters conducted November 1-November 14, 2022. Vote shares in House, Senate, and Governors' races are adjusted to reflect the estimates of the national popular vote as of November 14, 2022. For more info, visit navigatorresearch.org.

After Midterm Victories for Abortion Rights, Registered Voters See These Rights Less At-Risk Nationwide and at State Level

There has been a 7-point net decline in perceptions of nationwide risks and a 16-point decline in perceptions of state-level risks.

- Though the shares of each who say abortion rights are at risk in their state have declined since pre-election mid-October, Americans living in the South (61%) and Midwest (53%) are most likely to say the right to an abortion in their state is at risk – 63% of those in states with new restrictions following the overturning of *Roe v. Wade* also say the right to an abortion is at risk in their state.



Nationwide surveys of registered voters; Each wave represents approximately 1,000 interviews taken over the prior three-five days. Latest wave conducted November 17-November 21, 2022. For more info, visit navigatorresearch.org

navigator*

About Navigator

In a world where the news cycle is the length of a tweet, our leaders often lack the real-time public-sentiment analysis to shape the best approaches to talking about the issues that matter the most. Navigator is designed to act as a consistent, flexible, responsive tool to inform policy debates by conducting research and reliable guidance to inform allies, elected leaders, and the press. Navigator is a project led by pollsters from Global Strategy Group and GBAO along with an advisory committee, including: Arkadi Gerney, The Hub Project; Joel Payne, The Hub Project; Christina Reynolds, EMILY's List; Mike Podhorzer, AFL-CIO; Jesse Ferguson, progressive strategist; Navin Nayak, Center for American Progress Action Fund; Stephanie Valencia, EquisLabs; and Melanie Newman, Planned Parenthood Action Fund.

About the Study

Global Strategy Group conducted an online survey of 5,013 registered voters from November 1-November 14, 2022, with respondents recruited from opt-in online panel vendors. Respondents were verified against a voter file and special care was taken to ensure the demographic composition of the sample reflected that of the expected 2022 electorate in the House, Senate, and Governor's races. The vote shares for Democrats and Republicans among self-reported 2022 voters were also adjusted to reflect a preliminary estimate of the actual results of the 2022 elections.

For Press inquiries contact:

press@navigatorresearch.org

To learn more about Navigator:

<http://navigatorresearch.org>

@NavigatorSurvey on Twitter