

navigator*

Friday, December 9th

2022 Midterm Voters:
Asian Americans and
Pacific Islanders



What We Did: 2022 Midterm Voters Survey

The slides in this presentation are based on interviews with 5,013 registered voters who had already voted or planned to vote in the November election, with interviews conducted November 1st through November 14th.

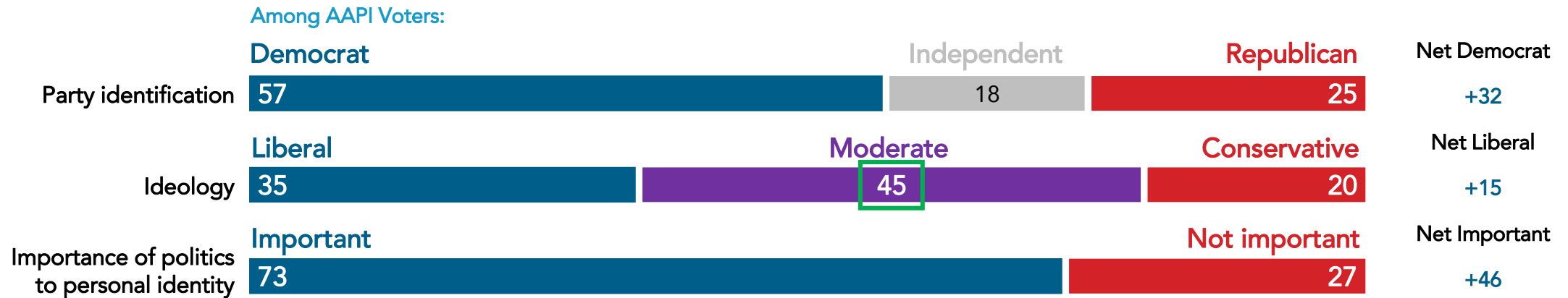
Support for Democratic candidates and Republican candidates in elections for Governor, Senate, and the House of Representatives have been adjusted to reflect the actual expected results as of November 14th. The analysis aims to provide a new tool for Americans to understand what happened in the 2022 election, why it happened...and what's next.

Key Takeaways:

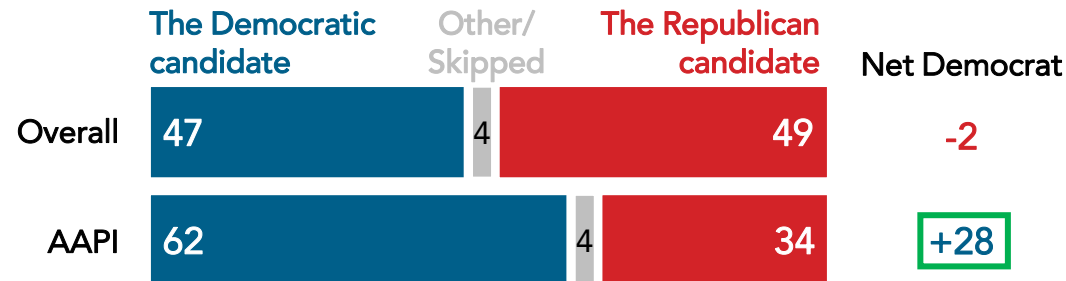
- AAPI voters prioritized inflation & jobs and the economy, abortion, and health care in thinking about their 2022 vote.
- AAPI voters were more likely than the overall electorate to prioritize health care by double digits: three in five AAPI voters both approved of Biden's handling of health care and said health care was more of a reason to vote for Democrats than Republicans in this election.
- AAPI voters who voted for a Democrat did so because of their stance on abortion, taxing the rich, looking out for the working class, and their commitment to tackling climate change.
- On both the Supreme Court's decision on *Roe v. Wade* and a potential nationwide abortion ban, AAPI voters overwhelmingly sided with pro-choice stances.
- While AAPI voters had similar levels of economic anxiety as the country overall, they overwhelmingly supported a range of policies passed in the last two years under Biden, including the Inflation Reduction Act and other economic policies.

AAPI Voters Leaned Democratic and Non-Conservative, and Supported Democratic Candidates for the House and Senate

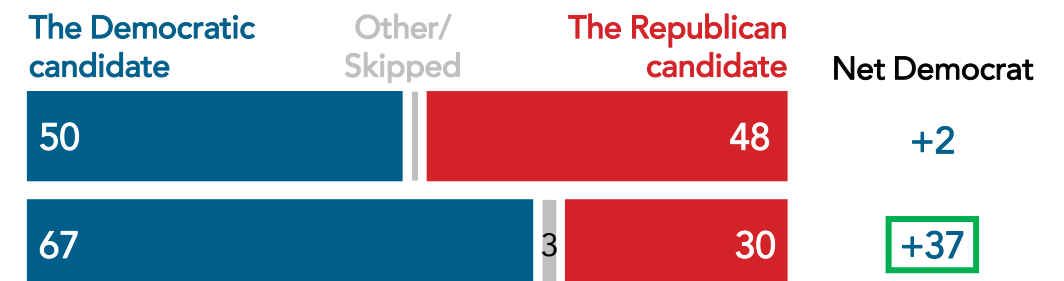
Democratic House candidates won AAPI voters by 28 points (62% to 34%) and Democratic Senate candidates overperformed among AAPI voters by an even larger margin (67% to 30%, a 37-point margin).



And in the election for your representative in the U.S. House of Representatives, who did you vote for?



In the election for U.S. Senator in [STATE], who did you vote for?



Nationwide survey of 5,013 self-reported 2022 voters conducted November 1-November 14, 2022. Vote shares in House, Senate, and Governors' races are adjusted to reflect the estimates of the national popular vote as of November 14, 2022. For more info, visit navigatorresearch.org.

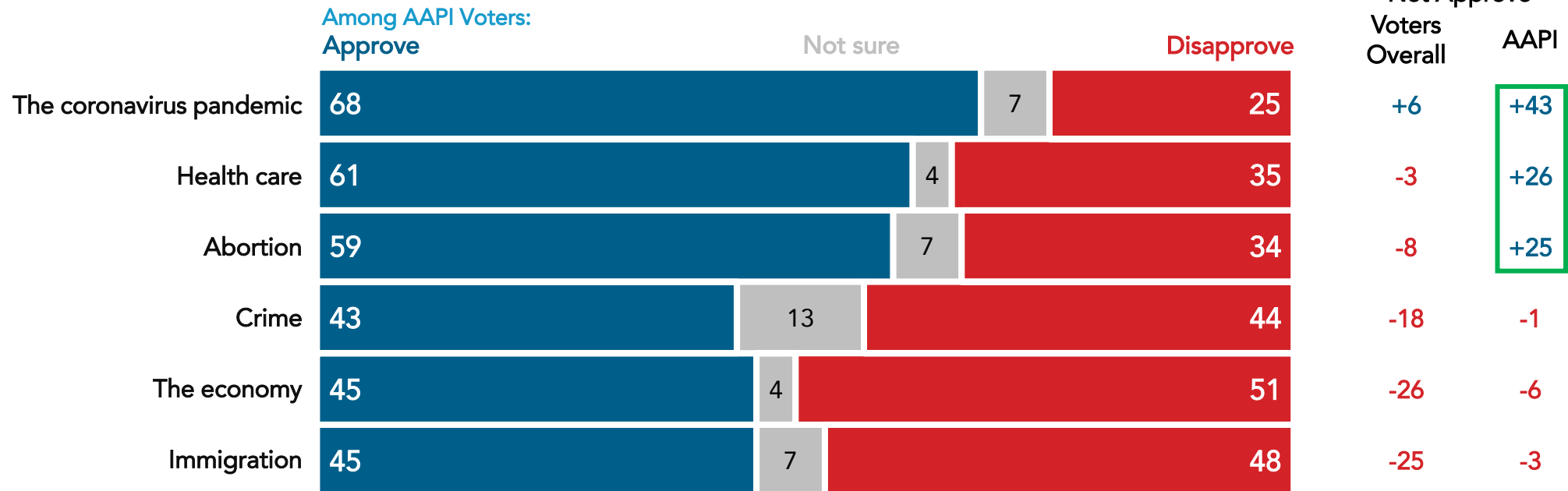
AAPI Voters Approved of Biden's Performance Overall and On the Pandemic, Health Care, and Abortion in Particular

AAPI voters only narrowly disapproved of Biden's handling of the economy (net -6 approve) and immigration (net -3).

Do you approve or disapprove of the way Joe Biden is handling his job as president?



Below is a list of issues. Please indicate whether you approve or disapprove of how Joe Biden is handling each one.



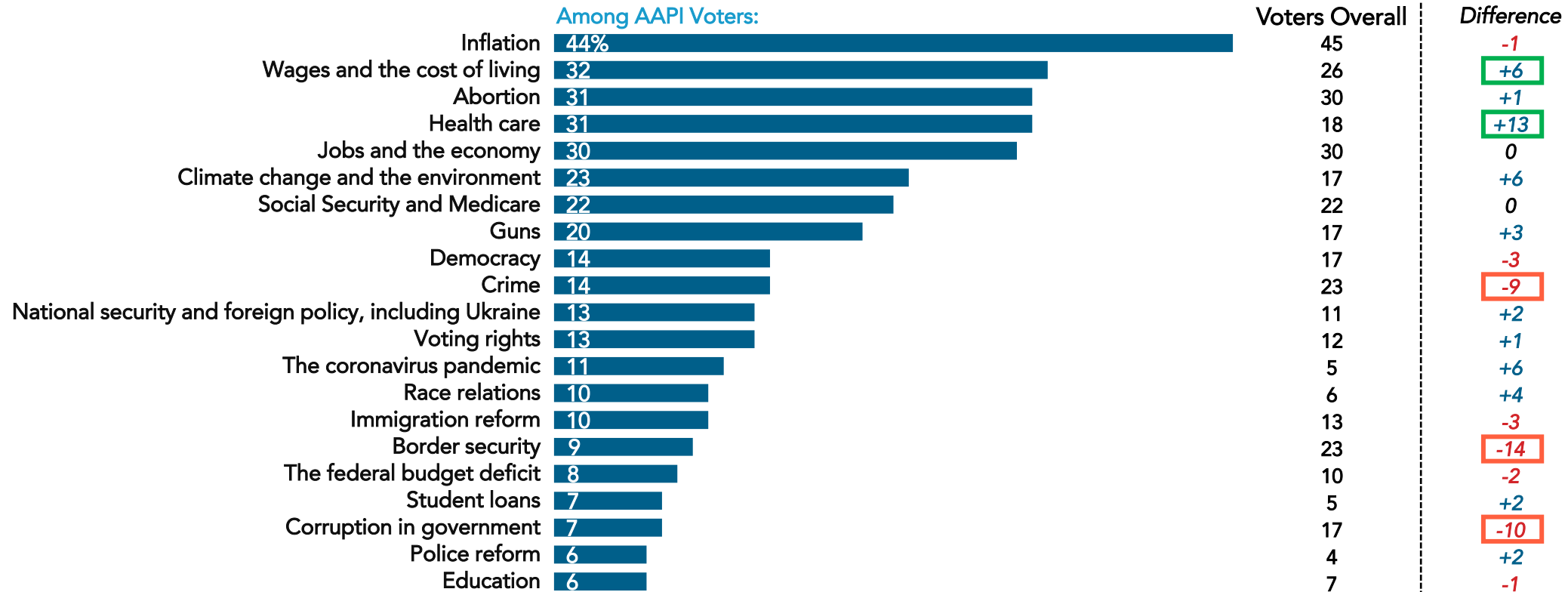
Nationwide survey of 5,013 self-reported 2022 voters conducted November 1-November 14, 2022. Vote shares in House, Senate, and Governors' races are adjusted to reflect the estimates of the national popular vote as of November 14, 2022. For more info, visit navigatorresearch.org.

Top Priorities for AAPI Voters Included Inflation & Economic Issues, Abortion, and Health Care

Compared to voters overall, AAPI voters were more likely to cite health care as one of the most important issues in deciding their vote for Congress (31% top four for AAPI voters vs. 18% overall).

- AAPI voters were less likely to mention border security (9% AAPI vs. 23% overall), corruption (7% vs. 17%), and crime (14% vs. 23%).

Which of the following are the most important issues for you in deciding your vote for Congress this year? Select two to four.

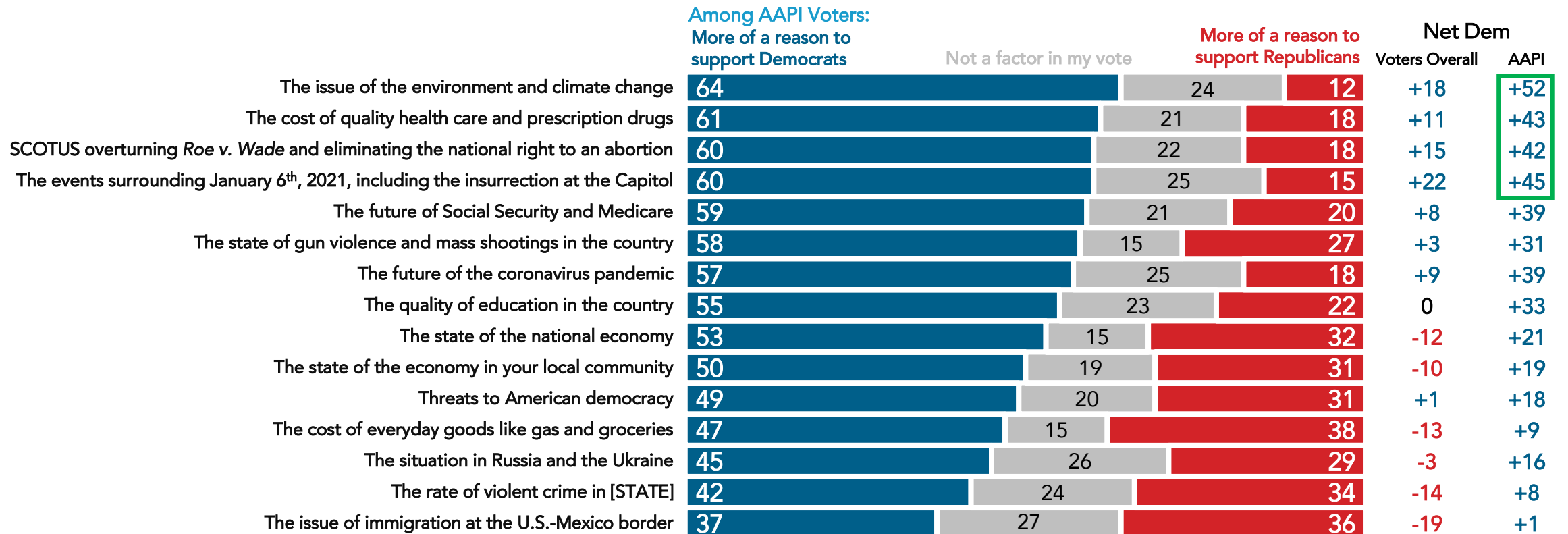


Nationwide survey of 5,013 self-reported 2022 voters conducted November 1-November 14, 2022. Vote shares in House, Senate, and Governors' races are adjusted to reflect the estimates of the national popular vote as of November 14, 2022. For more info, visit navigatorresearch.org.

AAPI Voters' Top Reasons to Support Democrats Were Climate, Health Care Costs, Abortion Rights, and January 6th

Other top reasons to support Democrats in this year's election included the future of Social Security and Medicare (+39), the future of the coronavirus pandemic (+39), and the state of gun violence and mass shootings in the country (+31).

Below is a list of things that could have an impact on voting for Congress, Governor, or other offices in this year's election. Regardless of how you voted or intend to vote, for each of the following, please indicate whether it is more of a reason to support Democrats, more of a reason to support Republicans, or whether it is not a factor in your vote.



Nationwide survey of 5,013 self-reported 2022 voters conducted November 1-November 14, 2022. Vote shares in House, Senate, and Governors' races are adjusted to reflect the estimates of the national popular vote as of November 14, 2022. For more info, visit navigatorresearch.org.



Reported AAPI Voter Outreach From Democratic Candidates Matches Overall, Far Lower Outreach From GOP Candidates

Nearly half (48%) of AAPI voters report that they were contacted by candidates from the Democratic Party at least once.

- By contrast, only one in three AAPI voters (33%) say they were contacted by candidates from the Republican Party at least once.

Below are some groups that have been involved in contacting potential voters during the recent election campaign. How many times have you been contacted by these groups (whether by mail, text, email, phone, or in person)?

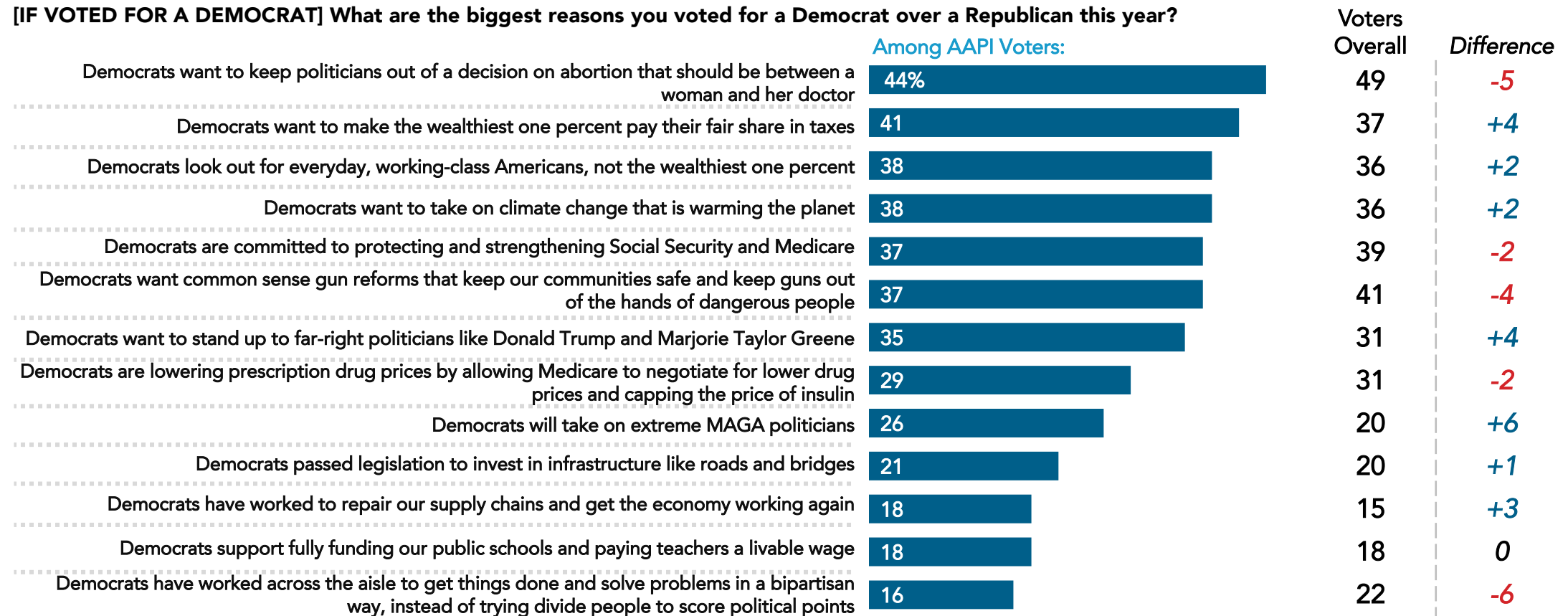


Nationwide survey of 5,013 self-reported 2022 voters conducted November 1-November 14, 2022. Vote shares in House, Senate, and Governors' races are adjusted to reflect the estimates of the national popular vote as of November 14, 2022. For more info, visit navigatorresearch.org.

AAPI Voters Cited Abortion, Taxing the Rich/Looking Out for Working Class, Climate as Top Reasons to Vote for Democrats

AAPI midterm voters who voted for a Democrat were very similar to all Democratic voters in prioritizing abortion, tax fairness, climate, and Social Security as top reasons for their vote.

[IF VOTED FOR A DEMOCRAT] What are the biggest reasons you voted for a Democrat over a Republican this year?



Nationwide survey of 5,013 self-reported 2022 voters conducted November 1-November 14, 2022. Vote shares in House, Senate, and Governors' races are adjusted to reflect the estimates of the national popular vote as of November 14, 2022. For more info, visit navigatorresearch.org.

AAPI Voters Strongly Disapproved of SCOTUS Overturning *Roe v. Wade* and Opposed a Nationwide Ban on Abortion

Nearly three in four AAPI midterm voters disapproved of the Supreme Court's decision to overturn *Roe v. Wade* (72%) and almost four in five opposed a nationwide abortion ban (79%).

As you may know, the Supreme Court recently decided to overturn *Roe v. Wade*, eliminating the federal right to an abortion as a result. Do you approve or disapprove the Supreme Court eliminating federal protections for abortion?



Do you support or oppose a nationwide ban on abortion?



Nationwide survey of 5,013 self-reported 2022 voters conducted November 1-November 14, 2022. Vote shares in House, Senate, and Governors' races are adjusted to reflect the estimates of the national popular vote as of November 14, 2022. For more info, visit navigatorresearch.org.

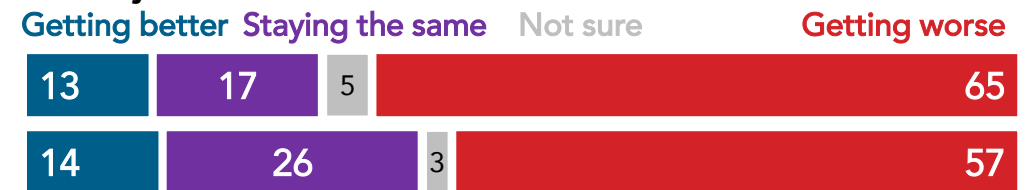
AAPI Voters Slightly Less Pessimistic on the Economy Overall and Job Creation in Particular; Inflation Concerns Were High

AAPI voters were slightly less pessimistic than voters overall on the state of the national economy, and in particular, more than half said the U.S. either created more jobs than it lost (44%) or job creation and losses evened out (18%). Their concerns on inflation were just as high.

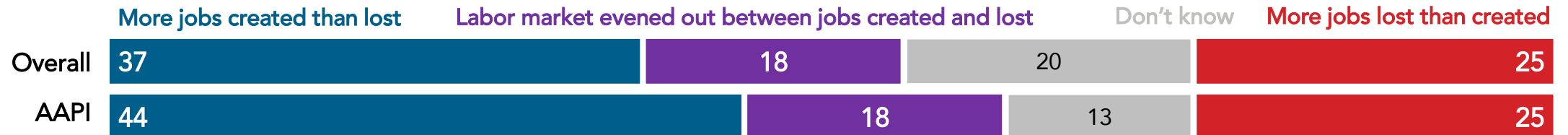
How would you rate the state of the U.S. economy today?



And, which of the following best describes the current state of the U.S. economy:



When it comes to the U.S. economy over the last 12 months, which of the following statements do you think is the most accurate?



When it comes to the cost of everyday goods like groceries, do you think costs are:



Do you feel the price of gas is going up?



Thinking more about gas prices in your community...compared to a few weeks ago, would you say you're....

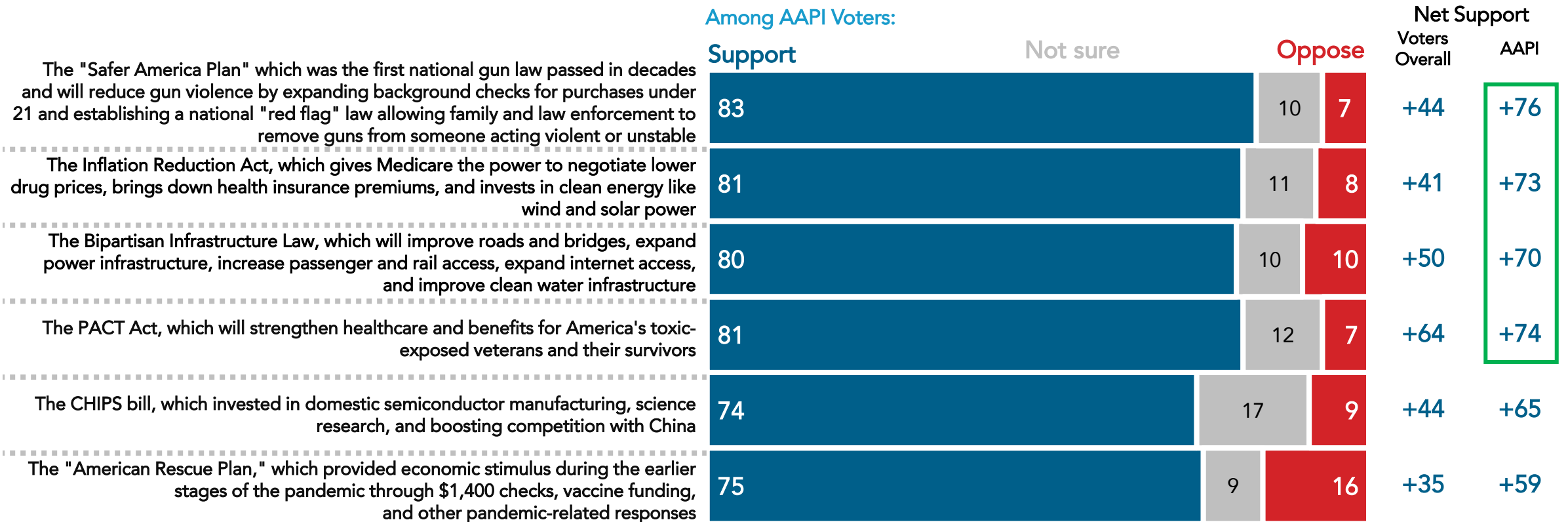


Nationwide survey of 5,013 self-reported 2022 voters conducted November 1-November 14, 2022. Vote shares in House, Senate, and Governors' races are adjusted to reflect the estimates of the national popular vote as of November 14, 2022. For more info, visit navigatorresearch.org.

AAPI Voters Overwhelmingly Supported Major Democratic Policies, Including Gun Control and the Inflation Reduction Act

AAPI voters supported Democratic policies at higher rates than voters overall for every policy tested.

Below is a list of policies that Biden and Democrats in Congress have passed in the last two years. For each one, please indicate how much you support or oppose each one.



Nationwide survey of 5,013 self-reported 2022 voters conducted November 1-November 14, 2022. Vote shares in House, Senate, and Governors' races are adjusted to reflect the estimates of the national popular vote as of November 14, 2022. For more info, visit navigatorresearch.org.

navigator*

About Navigator

In a world where the news cycle is the length of a tweet, our leaders often lack the real-time public-sentiment analysis to shape the best approaches to talking about the issues that matter the most. Navigator is designed to act as a consistent, flexible, responsive tool to inform policy debates by conducting research and reliable guidance to inform allies, elected leaders, and the press. Navigator is a project led by pollsters from Global Strategy Group and GBAO along with an advisory committee, including: Arkadi Gerney, The Hub Project; Joel Payne, The Hub Project; Christina Reynolds, EMILY's List; Mike Podhorzer, AFL-CIO; Jesse Ferguson, progressive strategist; Navin Nayak, Center for American Progress Action Fund; Stephanie Valencia, EquisLabs; and Melanie Newman, Planned Parenthood Action Fund.

About the Study

Global Strategy Group conducted an online survey of 5,013 registered voters from November 1-November 14, 2022, with respondents recruited from opt-in online panel vendors. Respondents were verified against a voter file and special care was taken to ensure the demographic composition of the sample reflected that of the expected 2022 electorate in the House, Senate, and Governor's races. The vote shares for Democrats and Republicans among self-reported 2022 voters were also adjusted to reflect a preliminary estimate of the actual results of the 2022 elections.

For Press inquiries contact:

press@navigatorresearch.org

To learn more about Navigator:

<http://navigatorresearch.org>

@NavigatorSurvey on Twitter