

# navigator\*

Friday, January 20<sup>th</sup>

Trump and the  
Republican Party: A  
Guide for Advocates



## Key Takeaways:

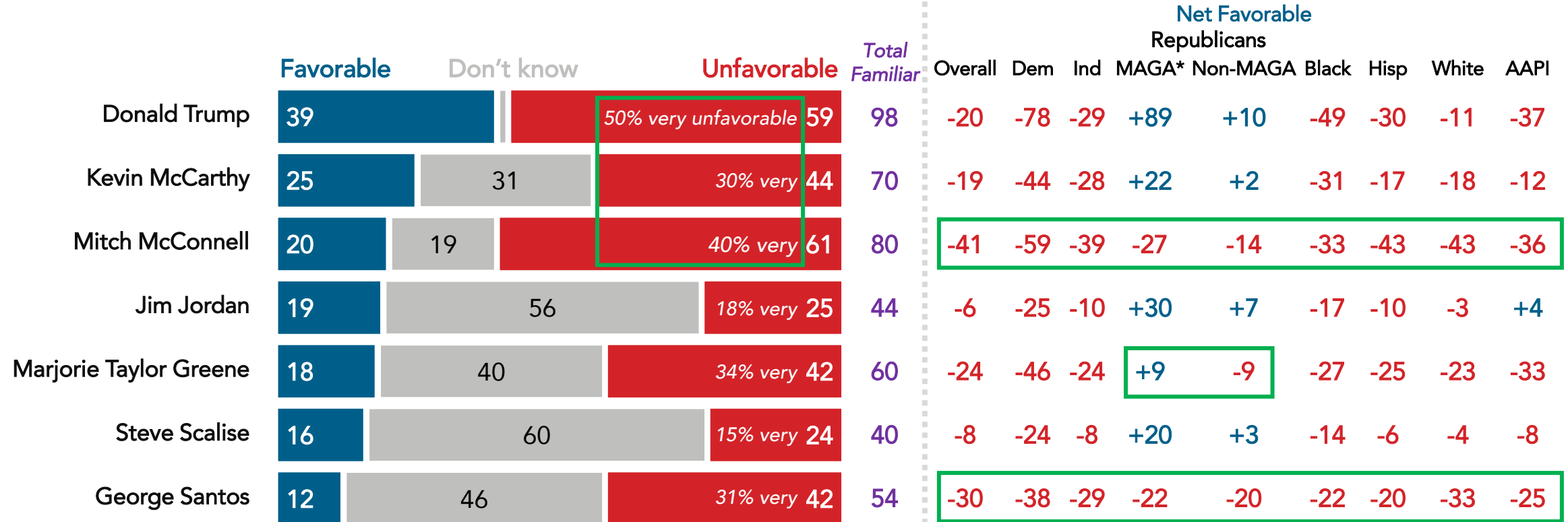
- A range of Republican figures are viewed unfavorably, and both the Republican Party and “MAGA Republicans” specifically are viewed less favorably than the Democratic Party.
- Democrats are more likely to say their side has been winning in recent years and are more satisfied with the outcome of last year’s midterm elections.
- Majorities supported the January 6<sup>th</sup> investigation, believe Trump committed a crime as president, and support the Department of Justice filing criminal charges against him.

# A Range of Key Republican Figures Are Viewed Unfavorably

Republican leaders across the board are underwater. Those identifying as MAGA Republicans\* are more likely to rate all but Mitch McConnell more favorably than non-MAGA Republicans, though both place the Senate Minority Leader underwater.

- Those identifying as MAGA Republicans\* have net favorable views of Marjorie Taylor Greene (+9) while non-MAGA Republicans rate her more unfavorably (net -9).

Below are the names of some people and groups. Please indicate how favorable or unfavorable you are to each one.



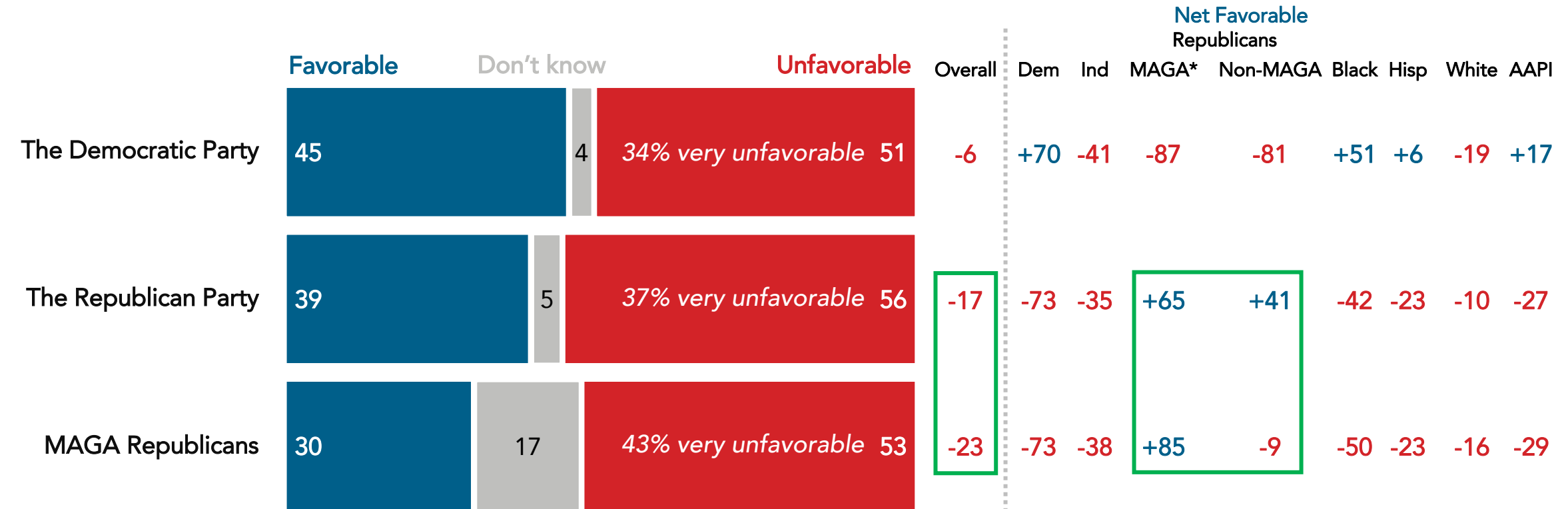
\*"MAGA Republicans" are those who self-identify as Republicans and with the MAGA movement. Nationwide survey of 1,000 registered voters conducted January 5-January 9, 2023. For more info, visit [navigatorresearch.org](http://navigatorresearch.org).

# The Republican Party Is Viewed More Negatively than the Democratic Party, with MAGA Republicans Further Underwater

Overall, MAGA Republicans (net -23 favorable) are viewed more negatively than the Republican Party (-17).

- Those identifying as MAGA Republicans\* are significantly more likely to be favorable toward the Republican Party (net +65) than non-MAGA Republicans (net +41); non-MAGA Republicans also have net negative attitudes toward "MAGA Republicans" (net -9).

Below are the names of some people and groups. Please indicate how favorable or unfavorable you are to each one.



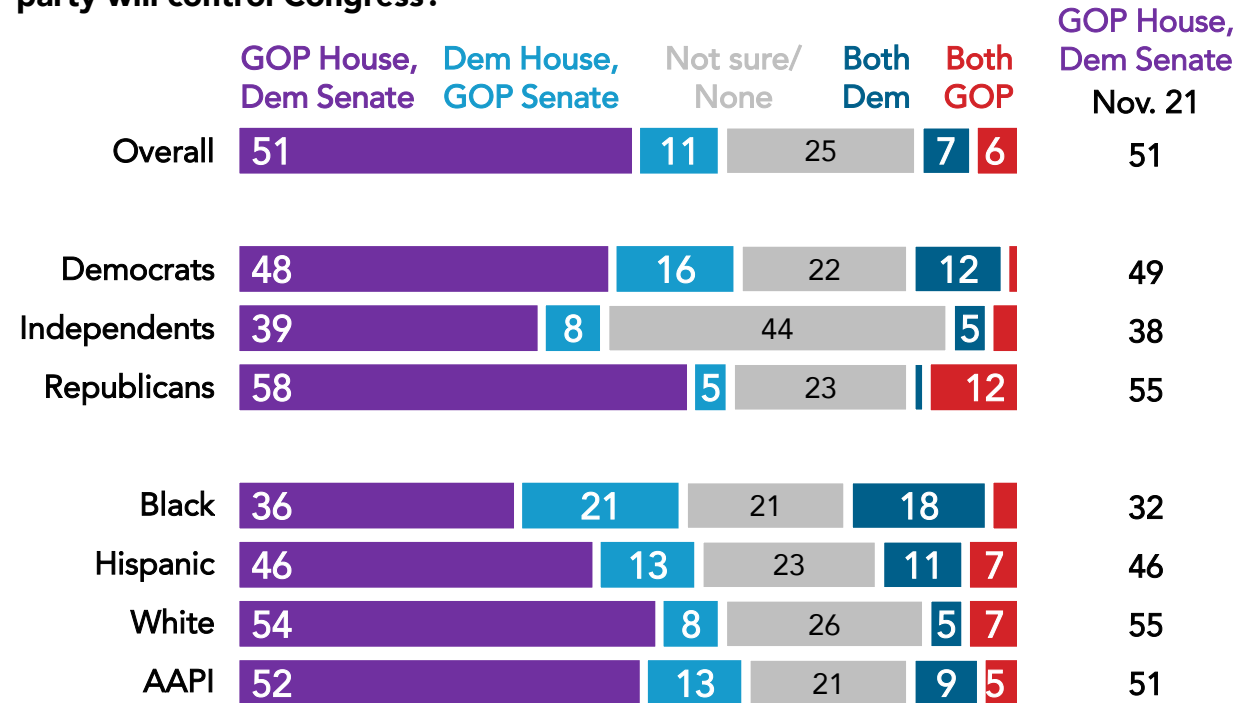
\*"MAGA Republicans" are those who self-identify as Republicans and with the MAGA movement. Nationwide survey of 1,000 registered voters conducted January 5-January 9, 2023. For more info, visit [navigatorresearch.org](http://navigatorresearch.org).

# Only Half Can Accurately Report House and Senate Control, Democrats Much More Satisfied with Midterm Results

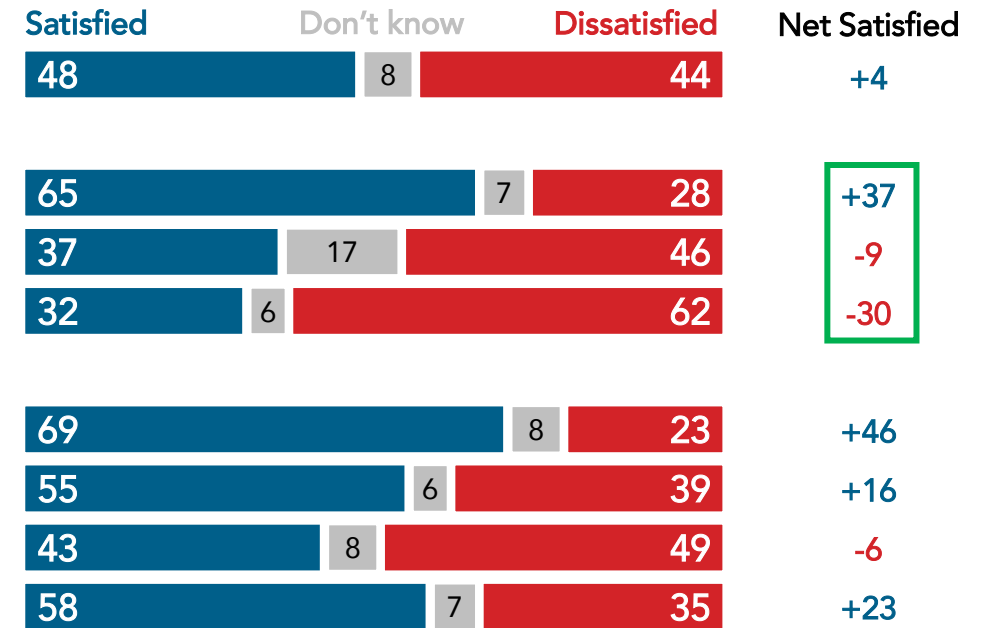
Republicans are more likely to accurately report the midterm outcomes (58%) than Democrats (48%) or independents (39%).

- By a 37-point margin, Democrats are satisfied with the outcome of the midterms, while Republicans are dissatisfied by 30 points.

And as far as you know, which of the following best describes which party will control Congress?



Put another way, how satisfied or dissatisfied are you about the outcome of the election on November 8<sup>th</sup>, 2022?

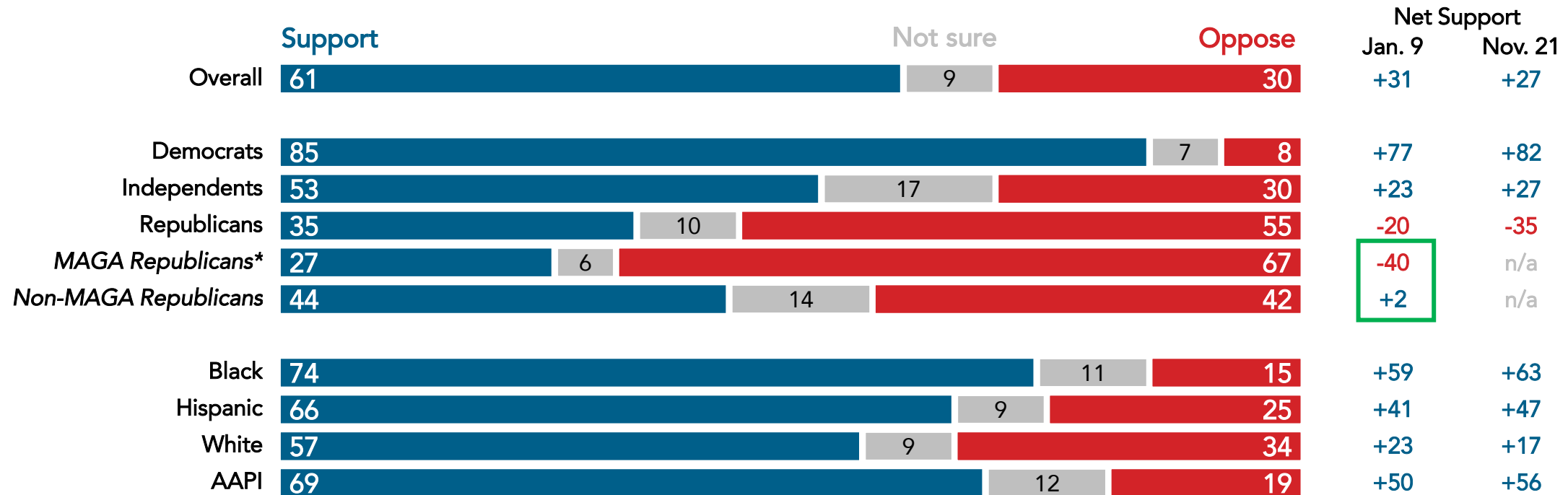


Nationwide surveys of registered voters; Each wave represents approximately 1,000 interviews taken over the prior three-five days. Latest wave conducted January 5-January 9, 2023. For more info, visit [navigatorresearch.org](https://navigatorresearch.org)

# Three in Five Supported the House January 6<sup>th</sup> Investigation, Including a Plurality of Non-MAGA Republicans

Majorities of Democrats, independents, and every racial group continue to express support for the investigation; a plurality of non-MAGA Republicans (44%) supported the investigation, compared to just 27% of MAGA-identifying Republicans\*.

As you may know, there was an investigation by the U.S. House of Representatives into what happened on January 6<sup>th</sup> at the Capitol and the events leading up to it. Did you support or oppose this investigation?



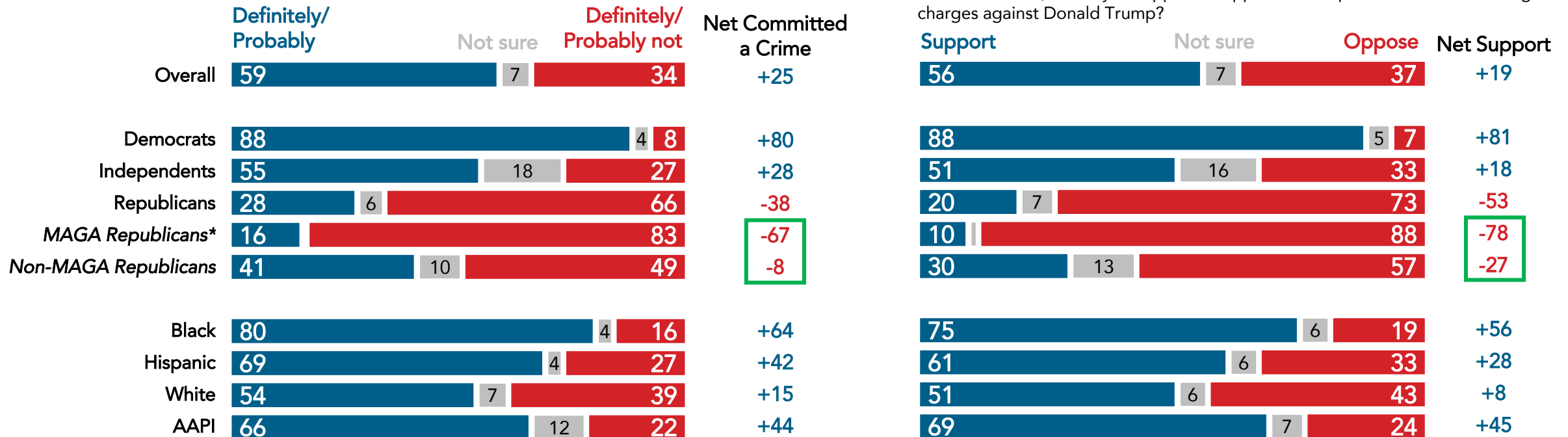
\*"MAGA Republicans" are those who self-identify as Republicans and with the MAGA movement. Nationwide surveys of registered voters; Each wave represents approximately 1,000 interviews taken over the prior three-five days. Latest wave conducted January 5-January 9, 2023. For more info, visit [navigatorresearch.org](https://navigatorresearch.org)

# Majorities Think Trump Committed a Crime As President and Support the DOJ Filing Criminal Charges Against Him

A majority of independents believe that Trump committed a crime as president (net +28 "definitely" or "probably") and support the Department of Justice filing criminal charges against the former president (net +18 support).

Do you think Donald Trump committed a crime at any point as president?

\*\*Last month, the House Committee investigating what happened on January 6<sup>th</sup>, 2021, at the Capitol recommended the Department of Justice consider prosecuting Donald Trump under four different laws: obstructing an official proceeding... Thinking more about this, would you support or oppose the Department of Justice filing criminal charges against Donald Trump?

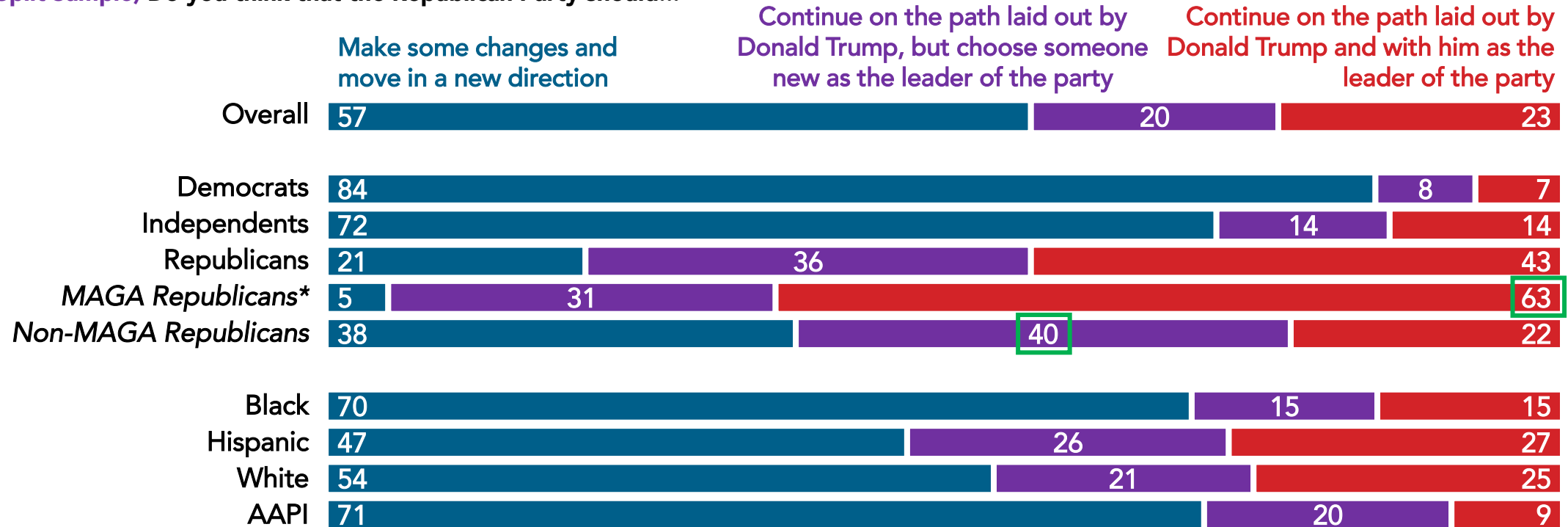


\*"MAGA Republicans" are those who self-identify as Republicans and with the MAGA movement. \*\*Full question text read: "Last month, the House Committee investigating what happened on January 6<sup>th</sup>, 2021 at the Capitol recommended the Department of Justice consider prosecuting Donald Trump under four different laws: obstructing an official proceeding, conspiracy to defraud the government, making knowingly and willfully false statements to the federal government, and inciting or assisting an insurrection. Thinking more about this, would you support or oppose the Department of Justice filing criminal charges against Donald Trump?" Nationwide survey of 1,000 registered voters conducted January 5-January 9, 2023. For more info, visit [navigatorresearch.org](https://navigatorresearch.org).

# MAGA Republicans Are Consolidated Behind Trump While Non-MAGA Republicans Are Not

Majorities of Americans want the Republican Party to make some changes and move in a new direction, though Republicans want their party to continue the path laid out by Trump: however, they are divided on who should lead the charge. Those identifying as MAGA Republicans\* are more inclined to prefer Trump remain leader of the party (63%) while a plurality of non-MAGA Republicans want a new leader instead (40%).

**(Split Sample)** Do you think that the Republican Party should...



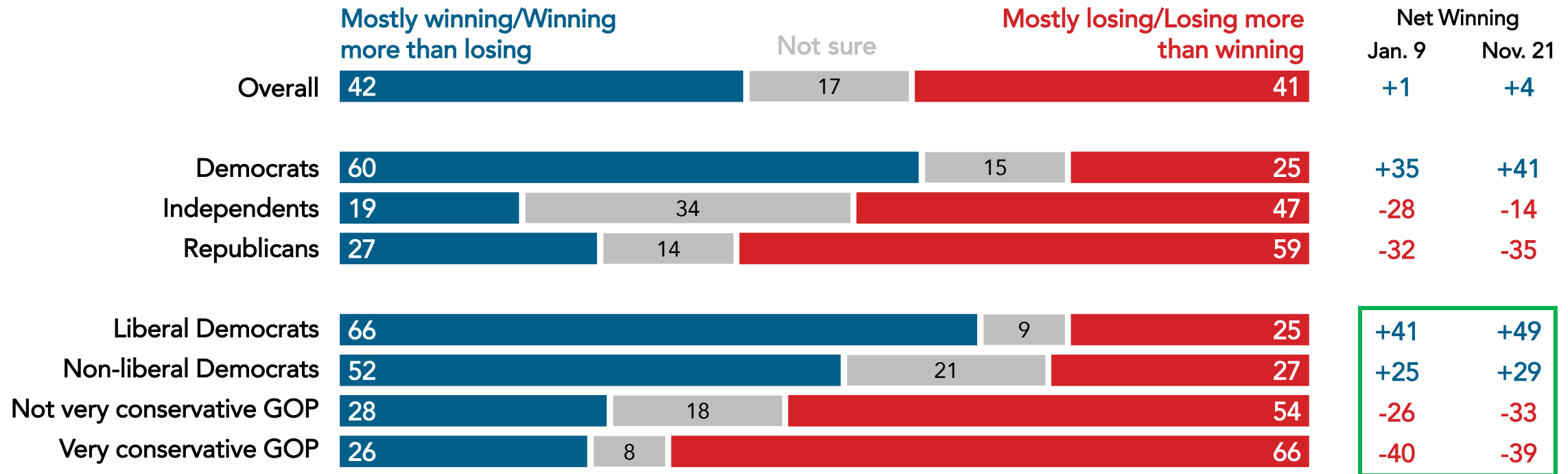
\*"MAGA Republicans" are those who self-identify as Republicans and with the MAGA movement. Nationwide survey of 1,000 registered voters conducted January 5-January 9, 2023. For more info, visit [navigatorresearch.org](https://navigatorresearch.org).



# Liberal Democrats Most Likely to Report Side Winning Recently, Very Conservative GOP Most Likely to Report Losing Recently

While two in three liberal Democrats report mostly winning/winning more than losing (66%), 66% of very conservative Republicans report mostly losing/losing more than winning recently.

Thinking about the way things have been going in politics over the last few years on the issues that matter to you, would you say your side has been...



Nationwide surveys of registered voters; Each wave represents approximately 1,000 interviews taken over the prior three-five days. Latest wave conducted January 5-January 9, 2023. For more info, visit [navigatorresearch.org](http://navigatorresearch.org)

# navigator\*

## About Navigator

In a world where the news cycle is the length of a tweet, our leaders often lack the real-time public-sentiment analysis to shape the best approaches to talking about the issues that matter the most. Navigator is designed to act as a consistent, flexible, responsive tool to inform policy debates by conducting research and reliable guidance to inform allies, elected leaders, and the press. Navigator is a project led by pollsters from Global Strategy Group and GBAO along with an advisory committee, including: Jessica Floyd, The Hub Project; Christina Reynolds, EMILY's List; Mike Podhorzer, AFL-CIO; Jesse Ferguson, progressive strategist; Navin Nayak, Center for American Progress Action Fund; Stephanie Valencia, EquisLabs; and Melanie Newman, Planned Parenthood Action Fund.

## About the Study

Global Strategy Group conducted public opinion surveys among a sample of 1,000 registered voters from January 5-January 9, 2023. 100 additional interviews were conducted among Hispanic voters. 74 additional interviews were conducted among Asian American and Pacific Islander voters. 100 additional interviews were conducted among African American voters. 101 additional interviews were conducted among independent voters. The survey was conducted online, recruiting respondents from an opt-in online panel vendor. Respondents were verified against a voter file and special care was taken to ensure the demographic composition of our sample matched that of the national registered voter population across a variety of demographic variables.

For Press inquiries contact:

[press@navigatorresearch.org](mailto:press@navigatorresearch.org)

To learn more about Navigator:

<http://navigatorresearch.org>

@NavigatorSurvey on Twitter