

navigator*

Thursday, April 27th

Medicaid and Default: A Guide for Advocates



Key Takeaways:

- Half of Americans support raising the debt ceiling, while nearly four in five prefer raising taxes on the rich and corporations rather than cutting programs like Social Security and Medicare to reduce the deficit.
- Detailing that the Republicans' debt ceiling plan would cut 22% of funding for non-military programs drives up opposition to the plan, as Americans oppose a range of changes to Medicaid, including adding work requirements and cutting Medicaid.
- Highlighting that Republicans' plan would cut Medicaid for millions of sick kids and seniors is stronger than rebutting the lie that recipients of Medicaid are lazy or are taking advantage of the system.

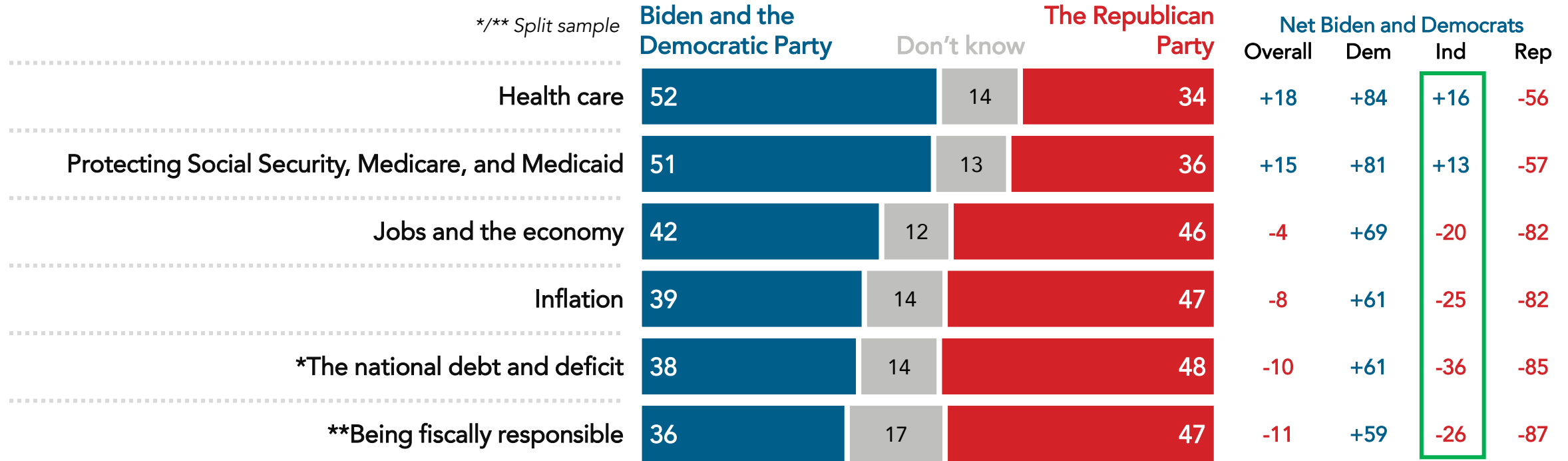
Democrats Are on Firmer Ground When Talking About Health Care and Retirement Security Versus Debt and Deficits

Independents trust Biden and the Democratic Party much more than the Republican Party on health care (net +16 Biden and Democrats) and “protecting Social Security, Medicare, and Medicaid” (net +13).

- Republicans hold an advantage on inflation (net -8 Democrats overall, net -25 among independents), “the national debt and deficit” (net -10 and net -36), and “being fiscally responsible” (net -11 and net -26).

Below is a list of issues. Please indicate who you trust more to handle each one.

/ Split sample*

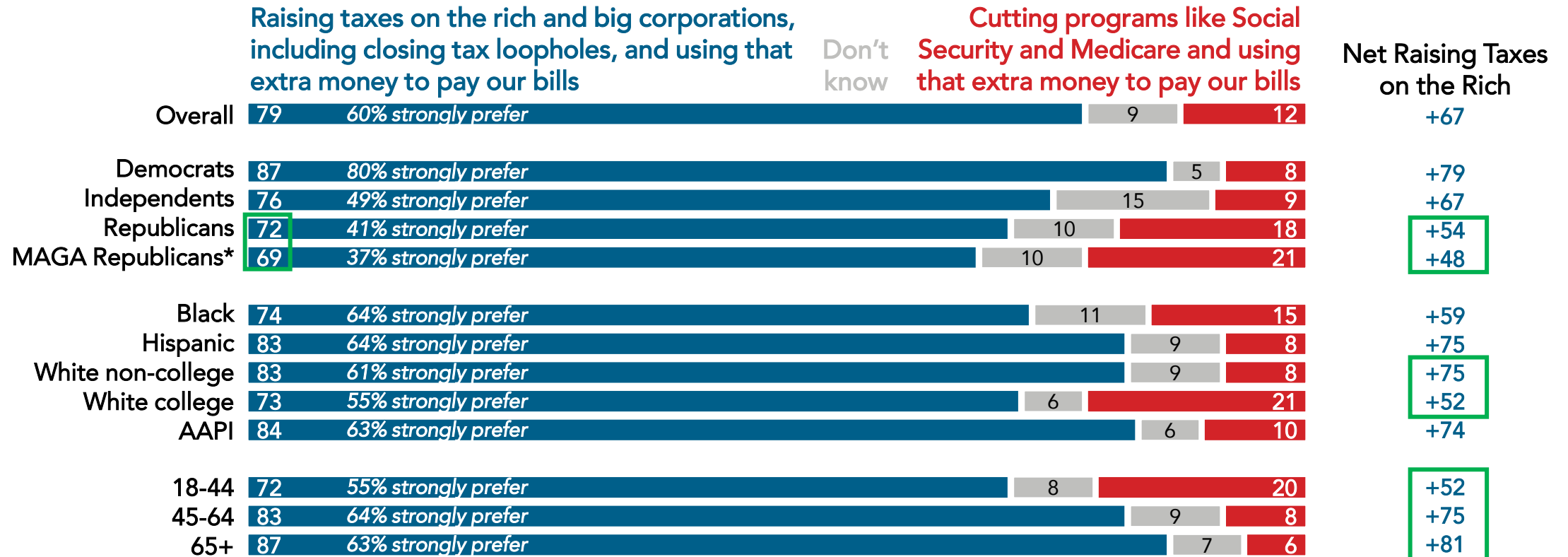


Nationwide survey of 1,002 registered voters conducted April 20-April 24, 2023. For more info, visit navigatorresearch.org.

Four in Five Americans Prefer Raising Taxes on Rich Over Cutting Programs Like Social Security & Medicare to Reduce the Deficit

More than seven in ten Republicans (72%) and nearly as many MAGA Republicans* (69%) prefer “raising taxes on the rich and big corporations” over “cutting programs like Social Security and Medicare” in order to reduce the deficit.

Below are two potential approaches to reducing the deficit. Which approach do you prefer?



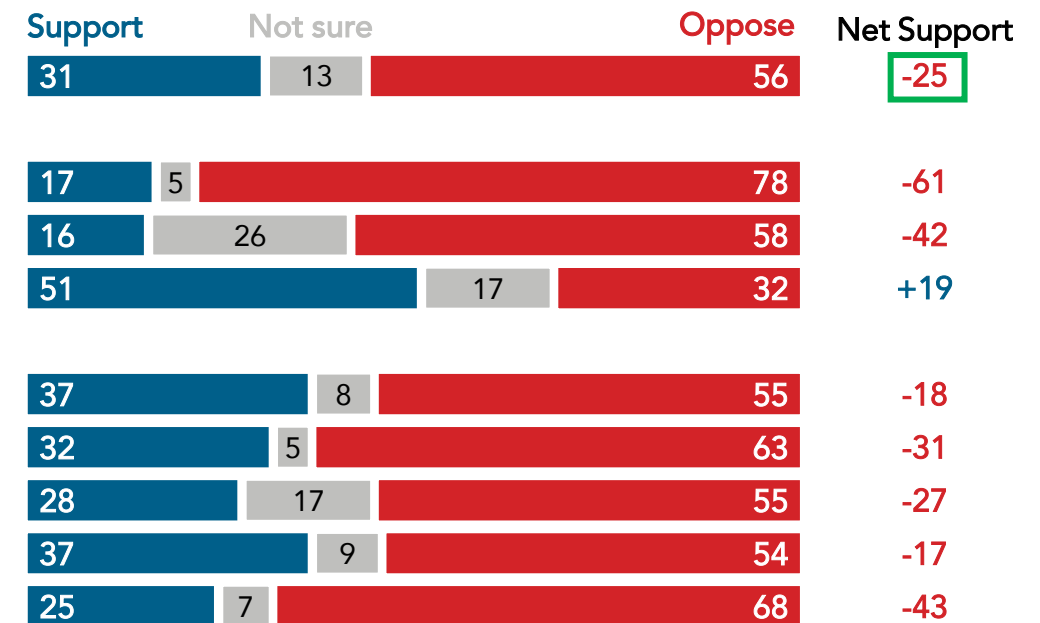
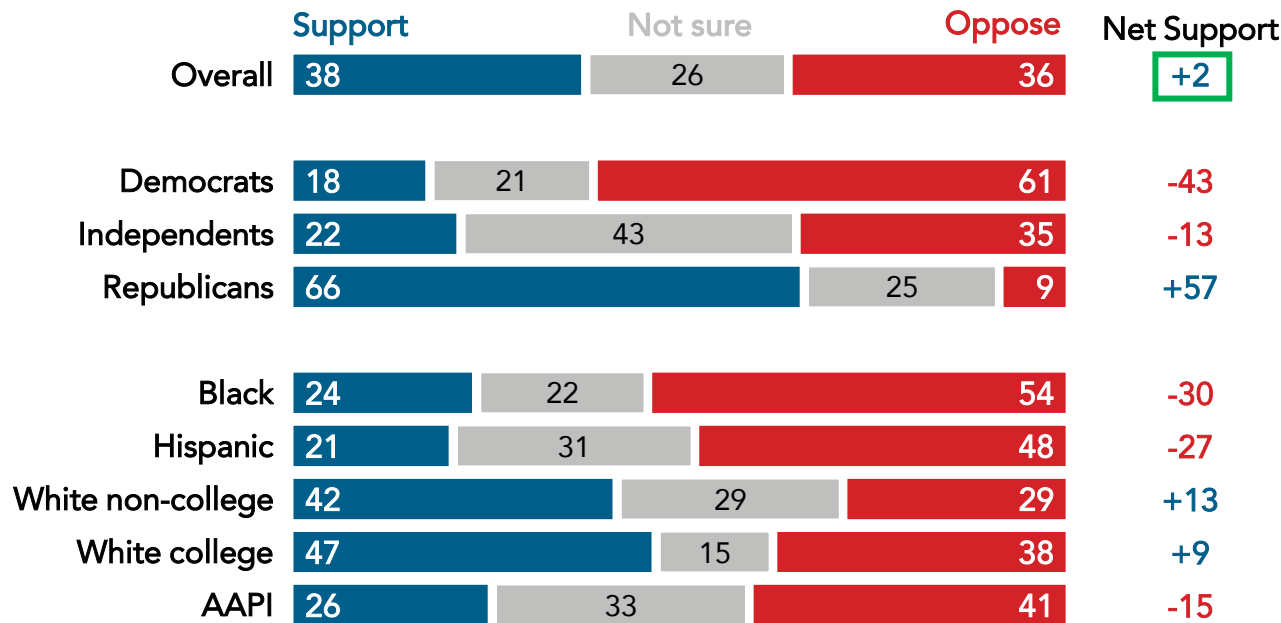
*"MAGA Republicans" identify as supporters of the MAGA movement on a separate question. Nationwide survey of 1,002 registered voters conducted April 20-April 24, 2023. For more info, visit navigatorresearch.org.

Providing Details on Republicans' Planned Spending Cuts Significantly Increases Opposition to Their Plan

Explaining that the plan "would cut 22% of funding for government programs that are non-military" erodes support from net +2 among Americans overall to net -25 overall.

(Split sample) Republicans in Congress refused to work with President Biden and Democrats on a solution to the debt ceiling, so they released their own budget plan. Do you support or oppose Republicans in Congress' plan?

(Split sample) Republicans in Congress refused to work with President Biden and Democrats on a solution to the debt ceiling, so they released their own budget plan. The plan would cut 22% of funding for government programs that are non-military, including cuts to education, veterans' health care, child care, and opioid treatment. Do you support or oppose Republicans in Congress' plan?

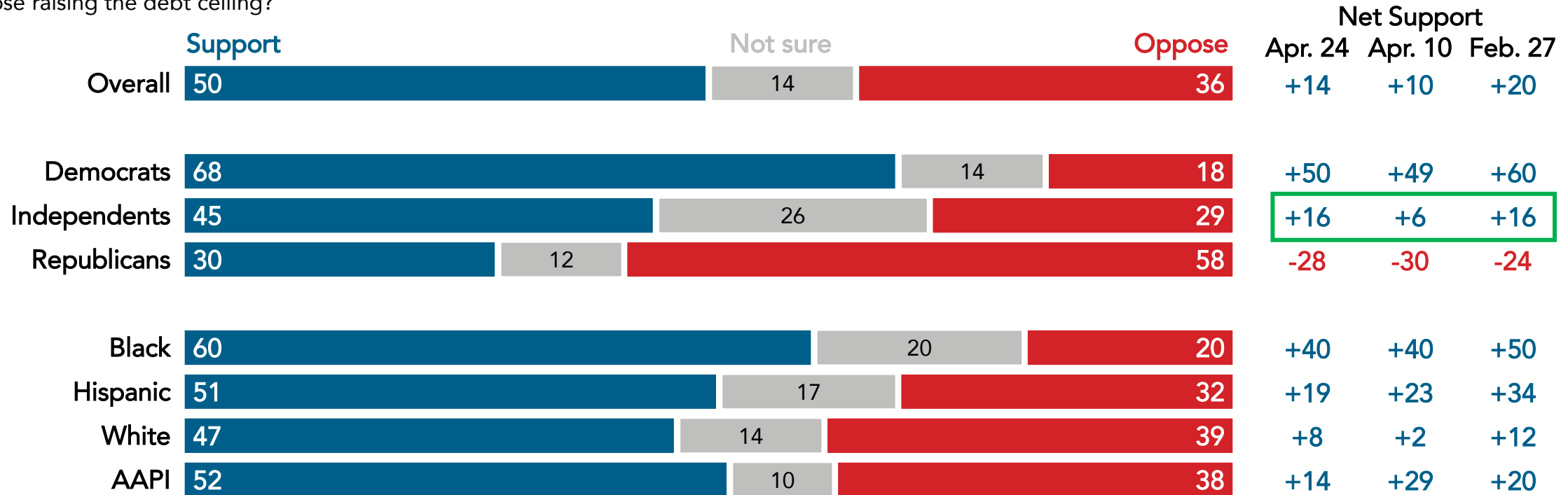


Nationwide survey of 1,002 registered voters conducted April 20-April 24, 2023. For more info, visit navigatorresearch.org.

Americans Continue to Support Raising the Debt Ceiling By Double Digits, Including Independents

A plurality of independents (45%) support raising the debt ceiling (net +16 support now, in line with net +16 in late February), as majorities or pluralities of every racial group also support the move.

As you may know, the debt ceiling is a limit to the amount of money the U.S. government can borrow to pay its bills. The government has already reached the limit, which means the debt ceiling needs to be raised in order to avoid defaulting on the government's bills. Knowing this, do you support or oppose raising the debt ceiling?



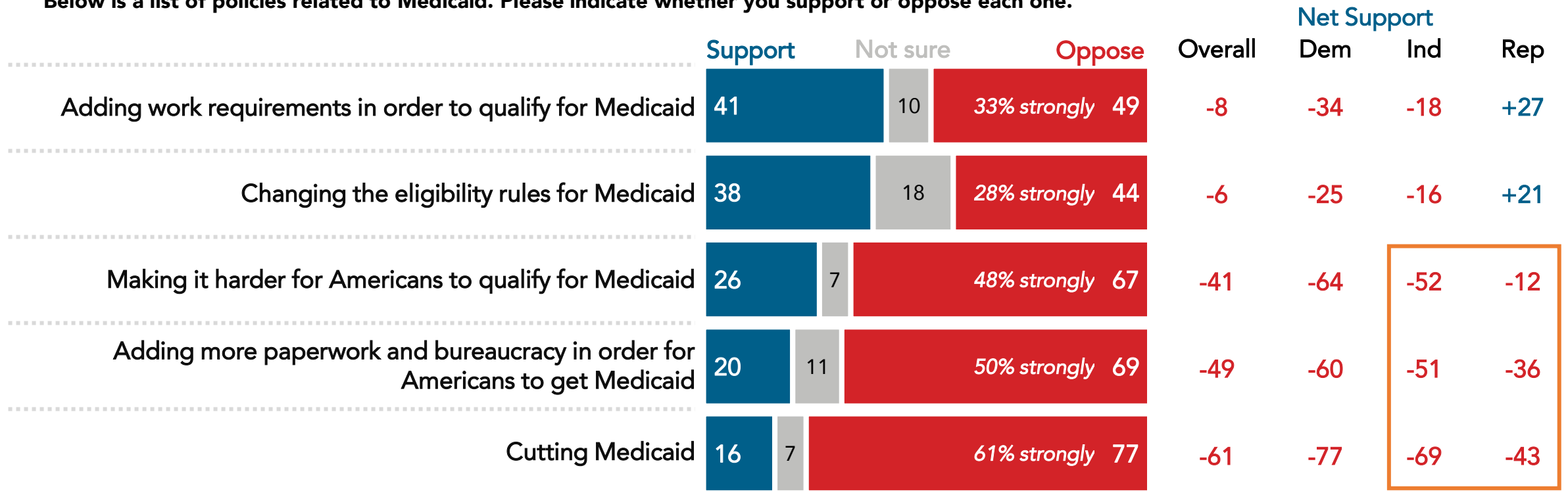
Nationwide surveys of registered voters; Each wave represents approximately 1,000 interviews taken over the prior three-five days. Latest wave conducted April 20-April 24, 2023. For more info, visit navigatorresearch.org

Opposition is Far Greater to Cutting Medicaid and Making It Harder to Qualify Compared to Adding Work Requirements

Independents oppose a range of measures related to Medicaid, particularly “making it harder for Americans to qualify” (net -52 support) and “cutting Medicaid” (net -69).

- Majorities of Republicans also oppose “cutting Medicaid” (net -43 support) and “adding more paperwork and bureaucracy” (net -36).

Below is a list of policies related to Medicaid. Please indicate whether you support or oppose each one.



Nationwide survey of 1,002 registered voters conducted April 20-April 24, 2023. For more info, visit navigatorresearch.org.

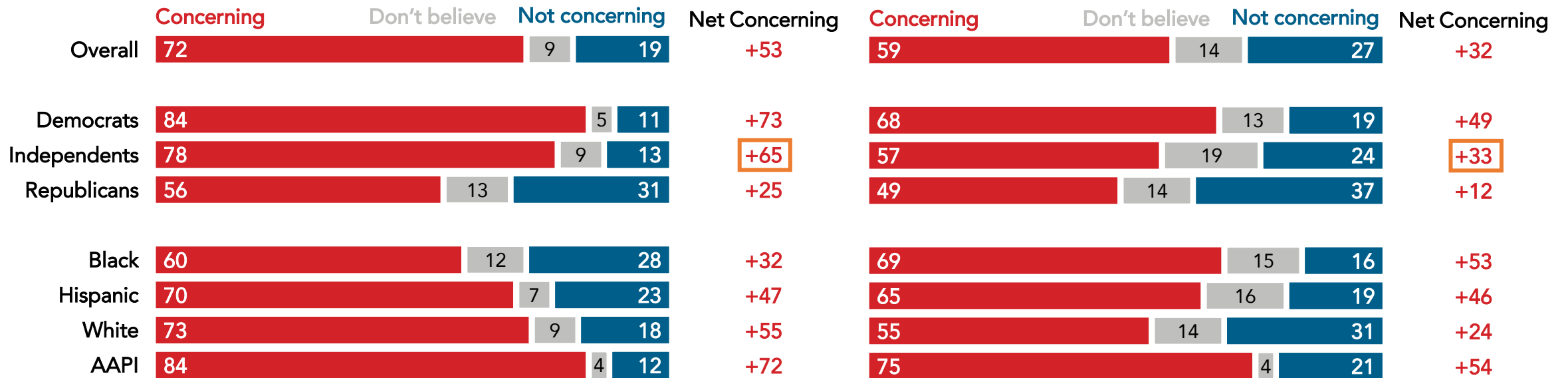
Stronger Medicaid Arguments Focus on Impact of Cuts, Not Litigation of Work Status

Independents are more concerned that the GOP plan “would cut Medicaid that millions of Americans rely on” (net +65 concerning) than that the “proposed Medicaid work requirements are built on the lie that recipients of Medicaid are lazy” (net +33).

How concerning do you find the following statement about Republicans’ proposed changes to Medicaid?

(Split sample) The Republicans' plan would cut Medicaid that millions of Americans rely on, especially sick kids and seniors. Up to 60% of children with disabilities and 30% of adults with disabilities get their coverage from Medicaid and rely on that coverage to get the care that they need. Without this coverage, millions of sick children and seniors – including as many as 60% of nursing home residents – would not be able to afford the care that they need.

(Split sample) Republicans’ proposed Medicaid work requirements are built on the lie that recipients of Medicaid are lazy or taking advantage of the system: but most working-age adults enrolled in Medicaid already work, are taking care of children or other family, are attending school, or have health problems that prevent them from working. Studies also show work requirements do nothing to increase employment rates and are just a backdoor way to kick people off Medicaid.

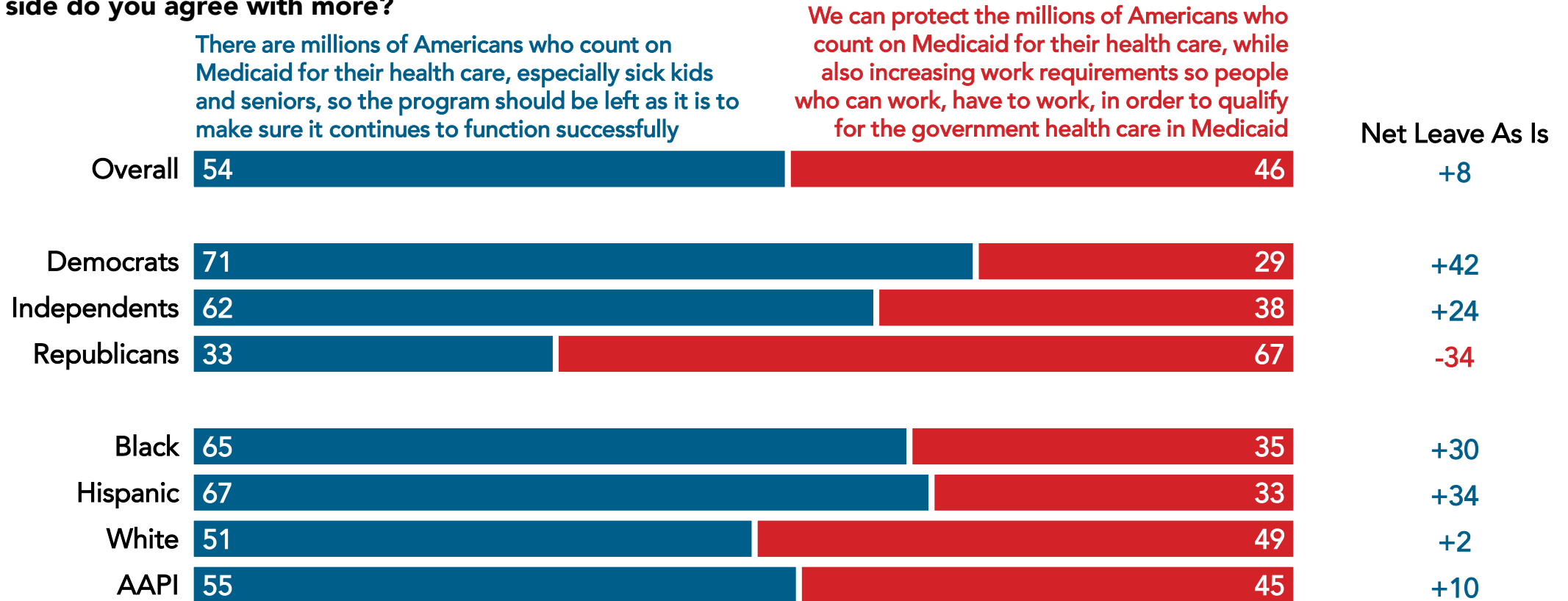


Nationwide survey of 1,002 registered voters conducted April 20-April 24, 2023. For more info, visit navigatorresearch.org.

When Reminded That Millions Count on Medicaid, Americans Disagree with Arguments for Work Requirements

Republicans are the only partisan or racial group in which a majority support increasing work requirements instead of leaving the program as it is (net -34 leave as is).

Which side do you agree with more?



Nationwide survey of 1,002 registered voters conducted April 20-April 24, 2023. For more info, visit navigatorresearch.org.

navigator*

About Navigator

In a world where the news cycle is the length of a tweet, our leaders often lack the real-time public-sentiment analysis to shape the best approaches to talking about the issues that matter the most. Navigator is designed to act as a consistent, flexible, responsive tool to inform policy debates by conducting research and reliable guidance to inform allies, elected leaders, and the press. Navigator is a project led by pollsters from Global Strategy Group and GBAO along with an advisory committee, including: Jessica Floyd, The Hub Project; Christina Reynolds, EMILY's List; Mike Podhorzer, AFL-CIO; Jesse Ferguson, progressive strategist; Navin Nayak, Center for American Progress Action Fund; Stephanie Valencia, EquisLabs; and Melanie Newman, Planned Parenthood Action Fund.

About the Study

Global Strategy Group conducted public opinion surveys among a sample of 1,002 registered voters from April 20-April 24, 2023. 102 additional interviews were conducted among Hispanic voters. 79 additional interviews were conducted among Asian American and Pacific Islander voters. 105 additional interviews were conducted among African American voters. 98 additional interviews were conducted among independent voters. The survey was conducted online, recruiting respondents from an opt-in online panel vendor. Respondents were verified against a voter file and special care was taken to ensure the demographic composition of our sample matched that of the national registered voter population across a variety of demographic variables.

For Press inquiries contact:

press@navigatorresearch.org

To learn more about Navigator:

<http://navigatorresearch.org>

@NavigatorSurvey on Twitter