

navigating *the* * **battleground**

Wednesday, May 31st, 2023

Perceptions of
Incumbents and Default
by District Type



Methodology



Impact Research conducted a survey of N=1500 likely 2024 general election voters in 61 battleground congressional districts.



74% of interviews were conducted by text-to-web and 26% were via online panel.



Interviews were conducted between April 20-27, 2023.



The margin of error for a sample of this size is +/- 2.5 percentage points at the 95% level of confidence. The margin of error for subgroups varies and is higher.

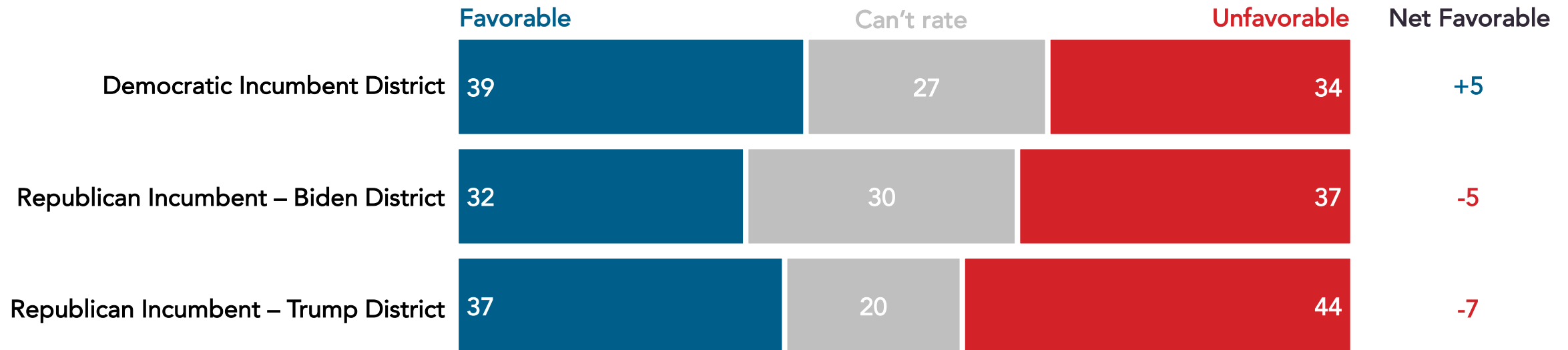
Key Takeaways

- **Democratic incumbents are viewed favorably both personally and for the job they're doing, while Republican incumbents are underwater on both metrics.** Battleground constituents in all district types are sour on the job their member of Congress is doing on the economy.
- **Across the battleground, voters think Republicans are prioritizing the wrong things and focusing on non-economic issues.** This sentiment is highest in Republican-held districts that Trump won in 2020.
- **Republican incumbents are not associated with positive economic traits or values statements.** They are viewed as prioritizing other issues over the economy and standing with big corporations over regular people, and not seen as fighting to lower costs.
- **Across the battleground, there is a strong preference for Congress to address the deficit by raising taxes on the wealthy and corporations.** This approach is favored significantly more than cutting programs like Social Security, Medicare, or national defense.

Democratic Incumbents Have Net Positive Favorability Ratings, While Republican Incumbents Are Underwater

Democratic incumbents are narrowly net favorable (+5), while Republican incumbents in both Biden-won districts (-5) and Trump-won districts (-7) have net negative favorability ratings.

On the following screens are some names of people and groups. Please indicate whether you have a very favorable view, somewhat favorable view, somewhat unfavorable view, or very unfavorable view. If you have never heard of them, or cannot rate them, please indicate that.

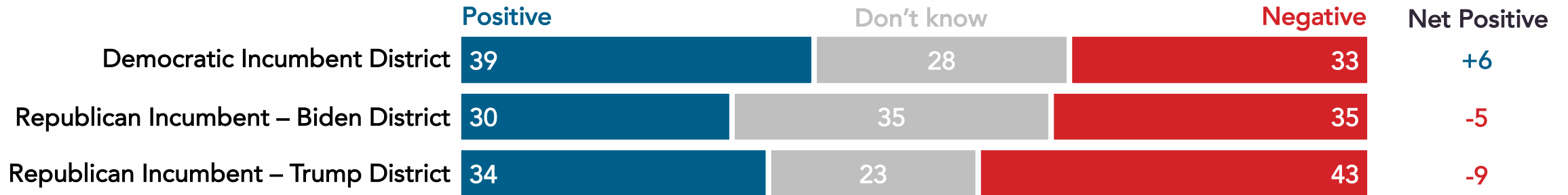


Nationwide survey of 1,500 likely 2024 general election voters across 61 battleground districts conducted April 20-April 27, 2023. For more info, visit navigatorresearch.org/battleground.

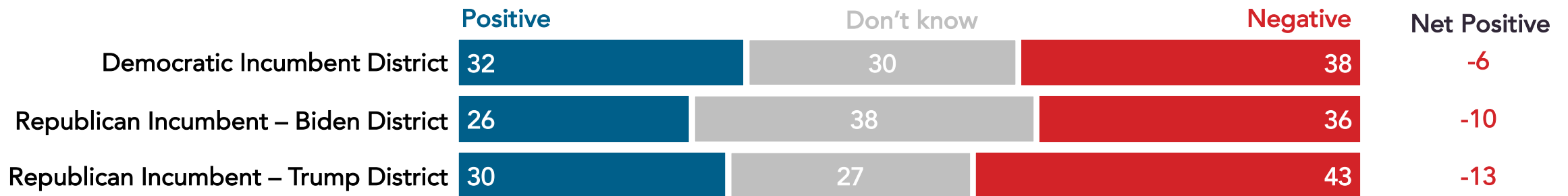
Democrats Have Positive Approval Ratings in Their Districts, While Republican Members are Underwater in Their Districts

Both Democratic and Republican members of Congress get a negative approval rating on the economy.

How would you rate the job [NAMED INCUMBENT] is doing as a member of Congress?



How would you rate the job [NAMED INCUMBENT] is doing on the economy?

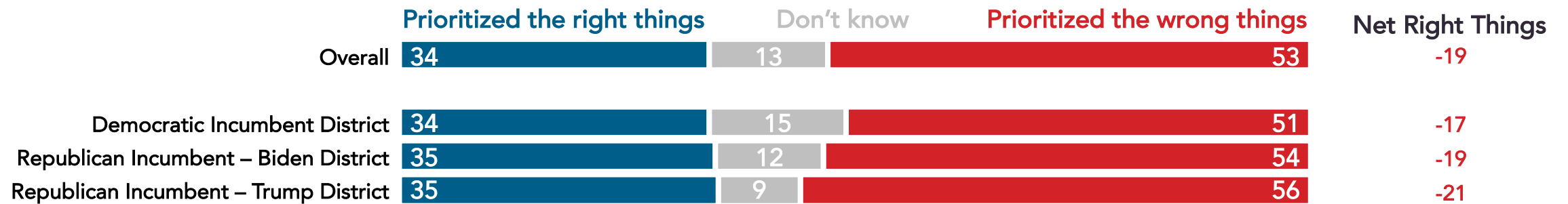


Nationwide survey of 1,500 likely 2024 general election voters across 61 battleground districts conducted April 20-April 27, 2023. For more info, visit navigatortresearch.org/battleground.

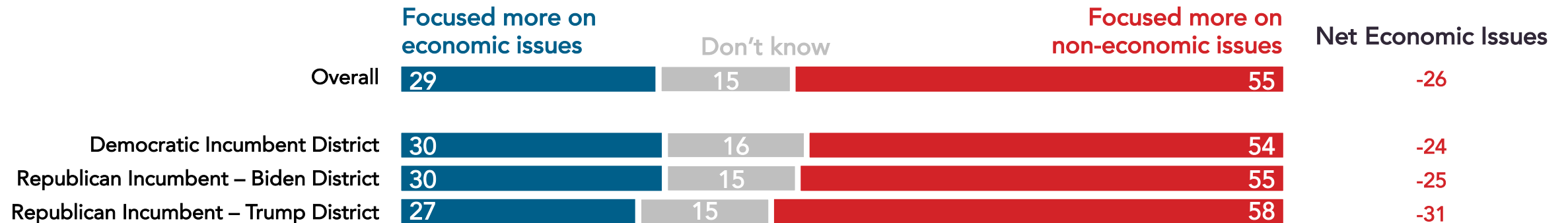
Across Battleground Districts, Most Think Republicans are Prioritizing the Wrong Things & Focused on Non-Economic Issues

Constituents in Trump-won Republican districts are marginally more likely to say those things about Republicans.

As you may know, Republicans took control of the U.S. House of Representatives in January 2023. Since taking control, have Republicans in Congress:



Which of the following comes closer to your view? Since taking control, Republicans in Congress have:

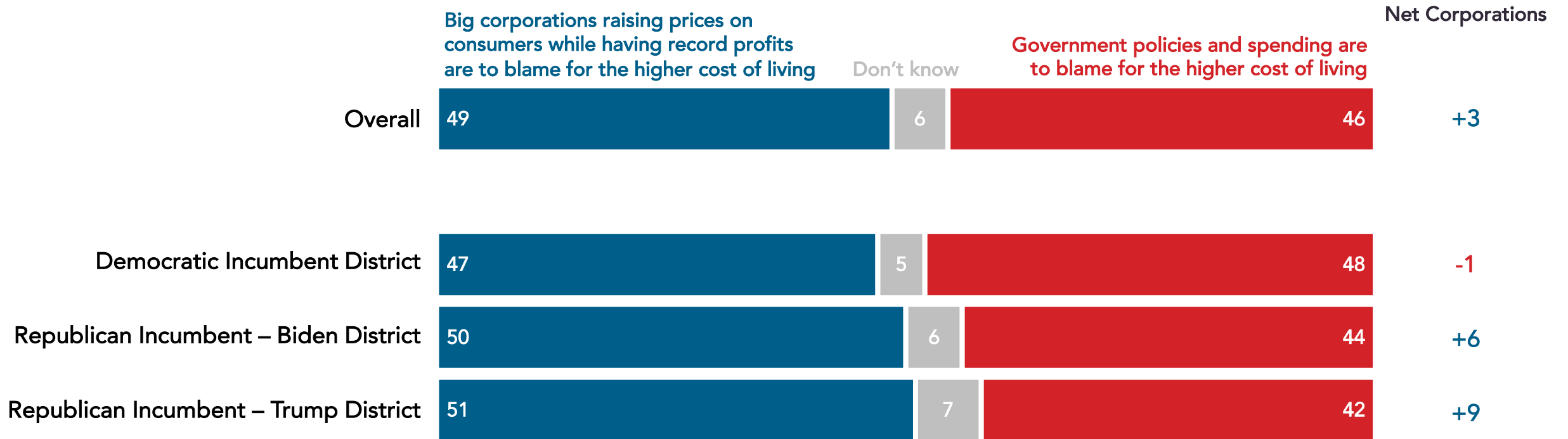


Nationwide survey of 1,500 likely 2024 general election voters across 61 battleground districts conducted April 20-April 27, 2023. For more info, visit navigatorresearch.org/battleground.

Constituents in Republican-Held Districts Blame Corporations More Than Government Spending for Higher Cost of Living

Democratic-held battleground districts are more evenly split between blaming government spending or big corporations.

Which of the following comes closer to your view?

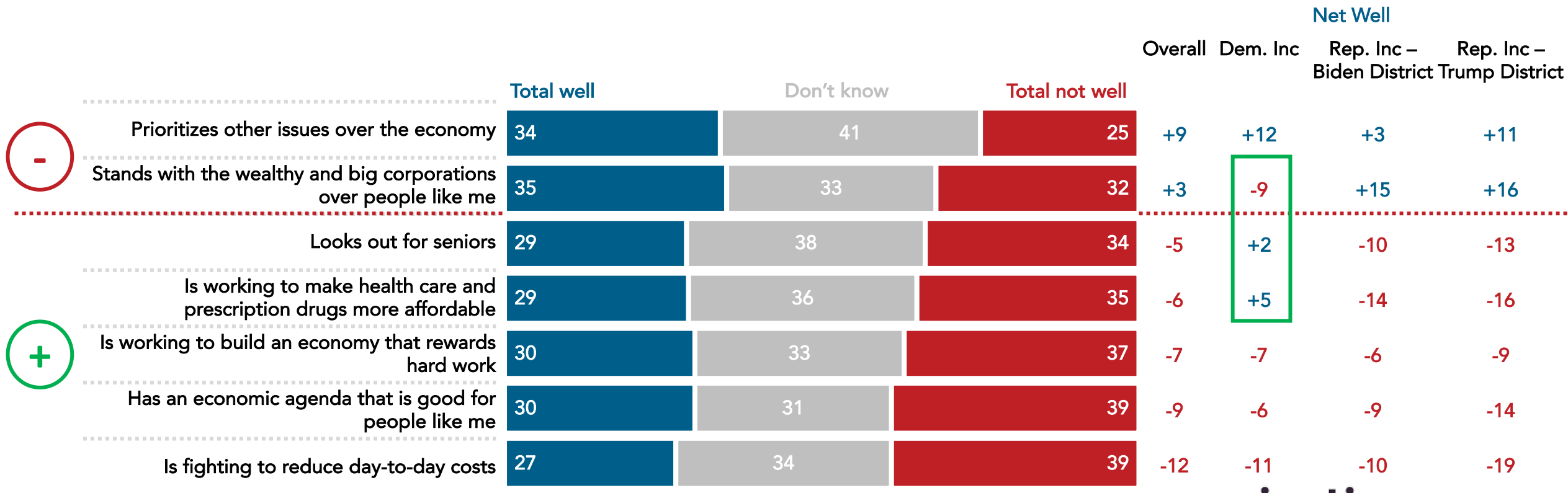


Nationwide survey of 1,500 likely 2024 general election voters across 61 battleground districts conducted April 20-April 27, 2023. For more info, visit navigatortresearch.org/battleground.

Constituents are More Critical of Republican Incumbents on Economic Values and Priorities Than Democratic Incumbents

Democratic incumbents are described as looking out for seniors and working to make health care and prescription drugs more affordable; they are not associated with standing with the wealthy and big corporations over regular people.

Please indicate whether that word or phrase describes [NAMED INCUMBENT] very well, pretty well, not too well, or not well at all.

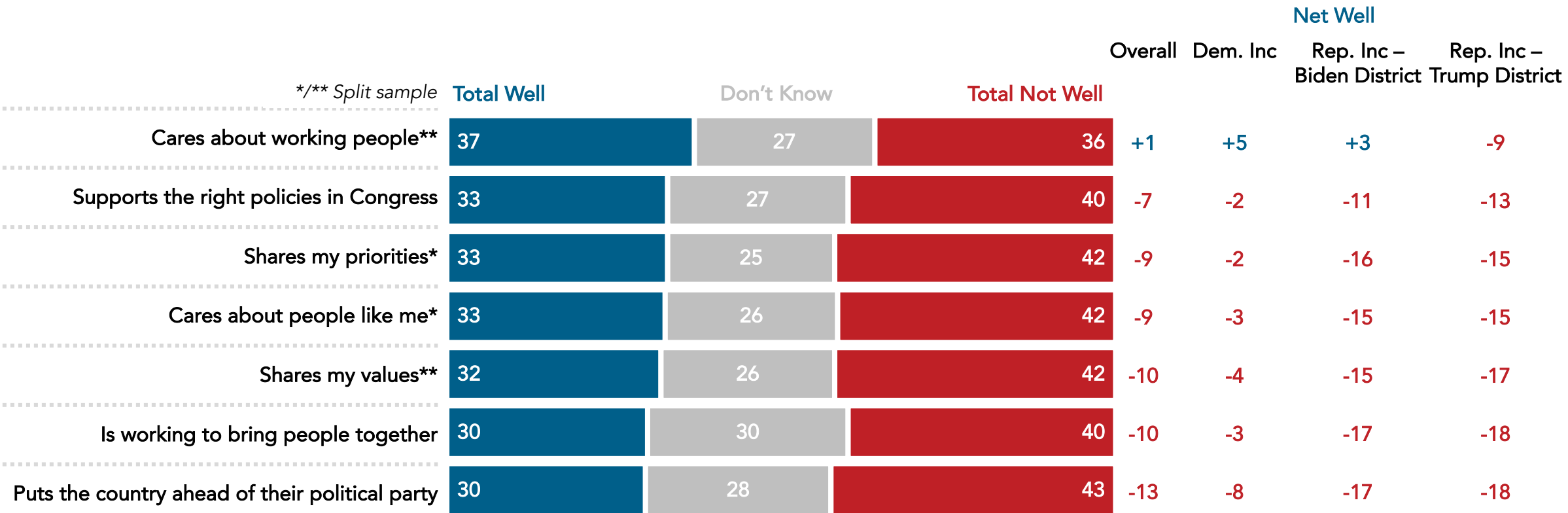


Nationwide survey of 1,500 likely 2024 general election voters across 61 battleground districts conducted April 20-April 27, 2023. For more info, visit navigatorresearch.org/battleground.

Constituents Reject That Republican Incumbents Care About People Like Them, Share Their Values, or Put the Country First

Voters are split on whether values statement describe Democratic incumbents, while Republican incumbents are much more underwater.

Please indicate whether that word or phrase describes [NAMED INCUMBENT] very well, pretty well, not too well, or not well at all.

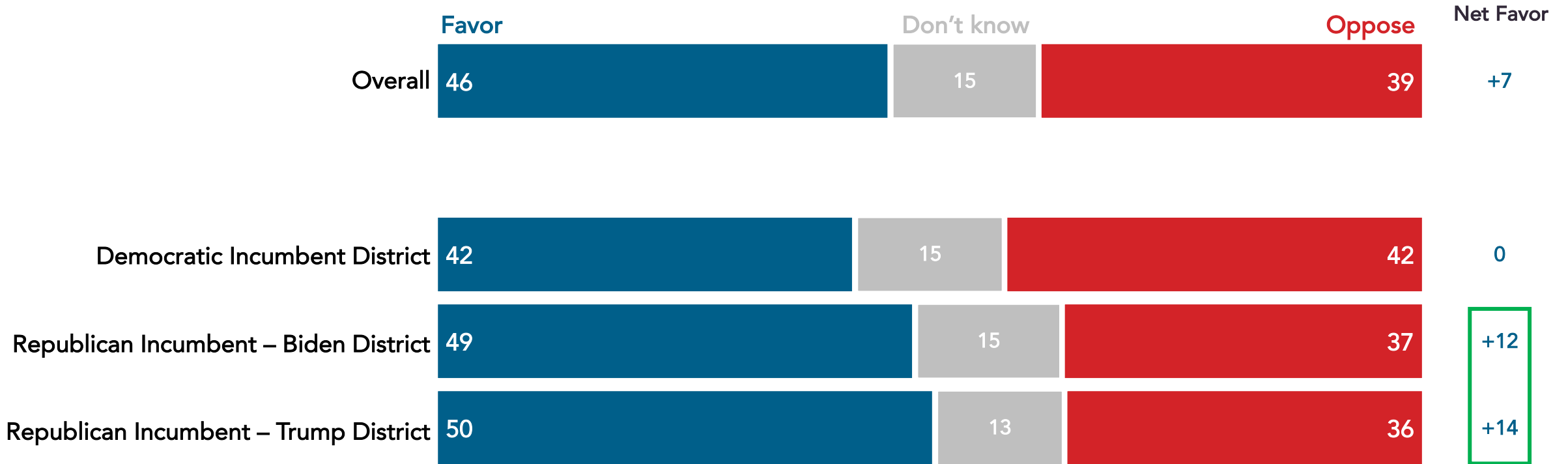


Nationwide survey of 1,500 likely 2024 general election voters across 61 battleground districts conducted April 20-April 27, 2023. For more info, visit navigatorresearch.org/battleground.

Battleground Constituents Support Raising the Debt Limit to Avoid the U.S. Defaulting on its Debts

Framing the debt limit debate around avoiding default increases support, especially in districts held by Republicans.

From what you know, do you favor or oppose raising the federal debt limit to avoid the U.S. defaulting on its debts?

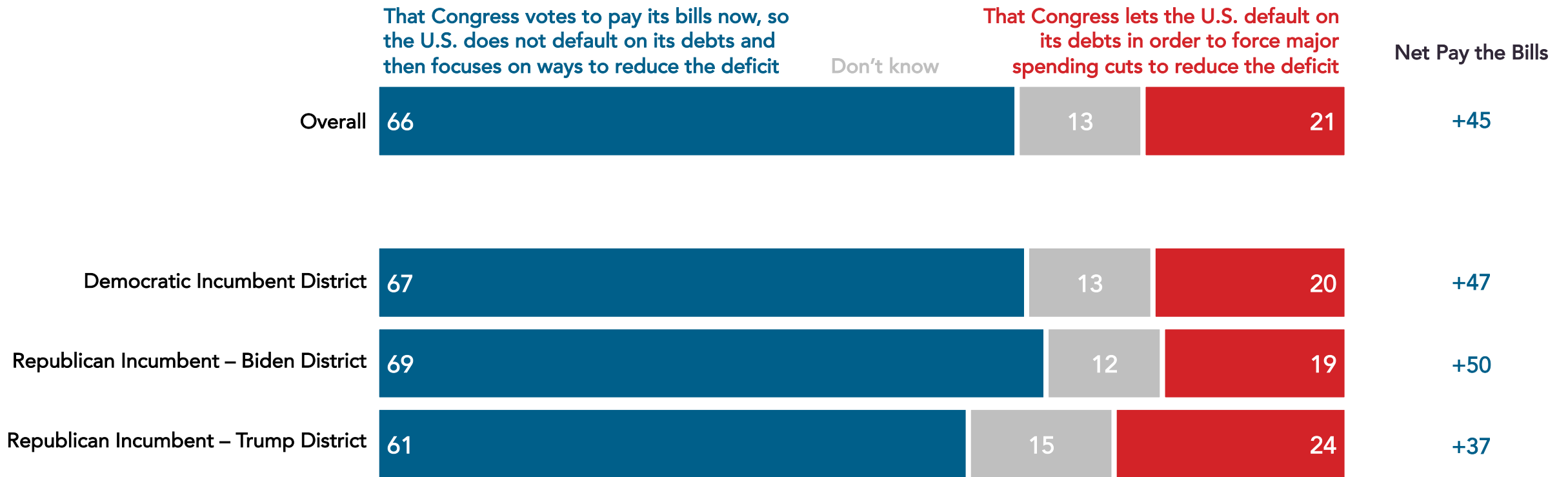


Nationwide survey of 1,500 likely 2024 general election voters across 61 battleground districts conducted April 20-April 27, 2023.
For more info, visit navigatorresearch.org/battleground.

In Both Democratic- and Republican-Held Districts, Voters Prefer Congress to Pay its Bills and Not Let the U.S. Default

Majorities across district types prefer Congress votes to pay its bills now to avoid default.

Which of the following do you prefer:

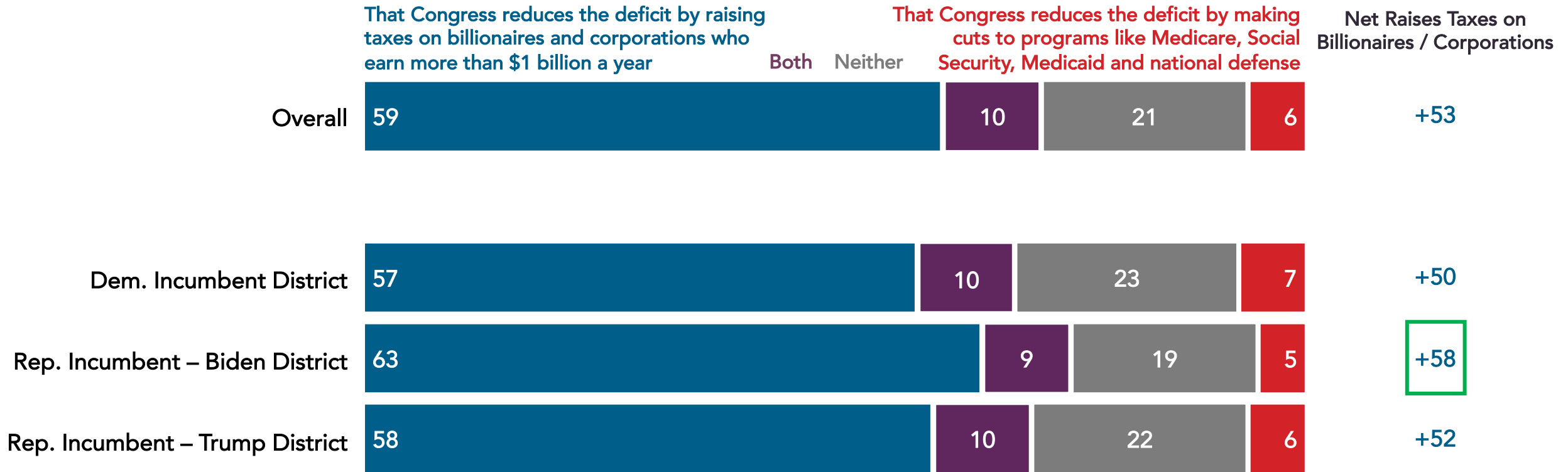


Nationwide survey of 1,500 likely 2024 general election voters across 61 battleground districts conducted April 20-April 27, 2023. For more info, visit navigatorresearch.org/battleground.

Battleground Constituents Want Congress to Reduce the Deficit by Raising Taxes on the Wealthy Over Cutting Programs

Constituents in Biden-won Republican districts are most likely to prefer Congress raising taxes on billionaires and corporations.

Which of the following do you prefer:

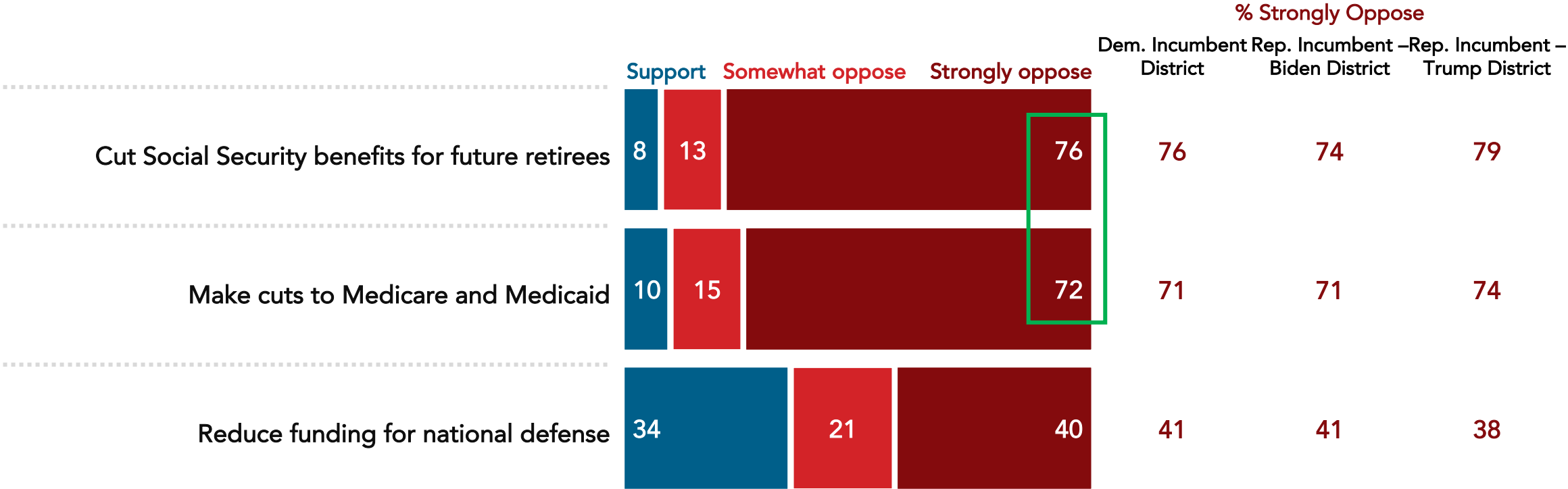


Nationwide survey of 1,500 likely 2024 general election voters across 61 battleground districts conducted April 20-April 27, 2023. For more info, visit navigatortresearch.org/battleground.

Across Battleground Districts, Three in Four “Strongly Oppose” Cuts to Social Security, Medicare, and Medicaid

Majorities in all the districts oppose cuts to national defense as well, but with less intensity.

Here are some proposals in Congress to reduce the federal debt. Please indicate whether you strongly support, somewhat support, somewhat oppose, or strongly oppose each of these.



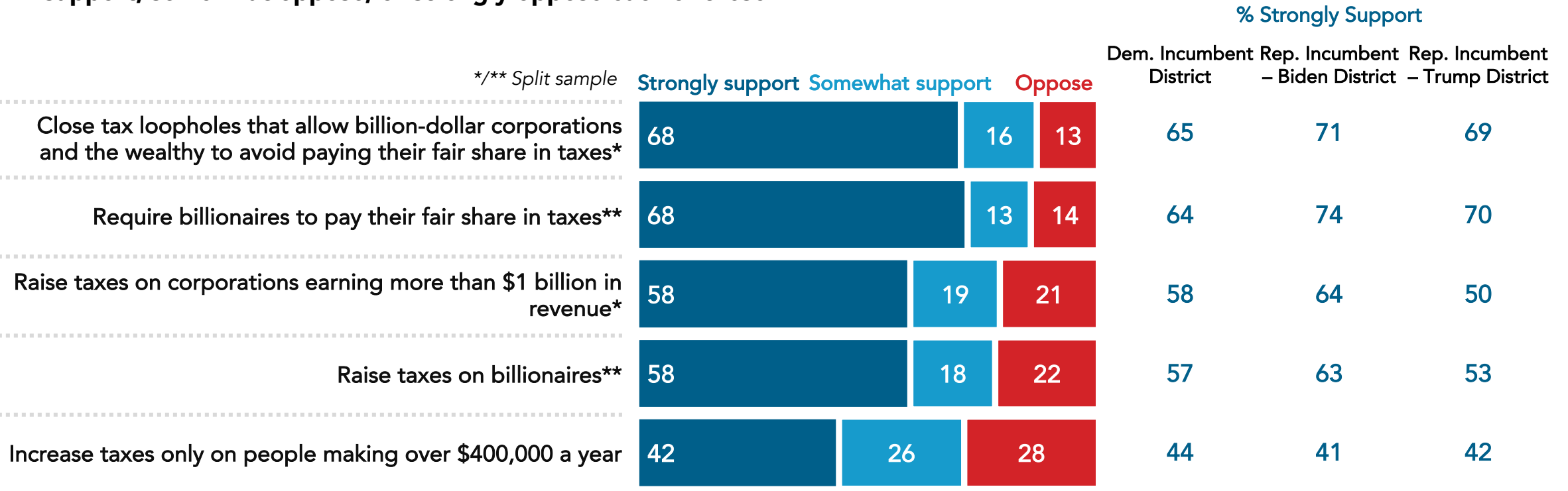
Nationwide survey of 1,500 likely 2024 general election voters across 61 battleground districts conducted April 20-April 27, 2023. For more info, visit navigatortresearch.org/battleground.

Corporations and the Wealthy Paying Their Fair Share is Most Effective When Framing Revenue Increases to Reduce the Deficit

Majorities in all the districts oppose cuts to national defense as well, but with less intensity.

Here are some proposals in Congress to reduce the federal debt. Please indicate whether you strongly support, somewhat support, somewhat oppose, or strongly oppose each of these.

/ Split sample*



Nationwide survey of 1,500 likely 2024 general election voters across 61 battleground districts conducted April 20-April 27, 2023. For more info, visit navigatorresearch.org/battleground.

Appendix: Congressional Districts Included In Sample

Dem Incumbent			Rep Incumbent - Biden		Rep Incumbent - Trump	
AK-01	MN-02	OR-06	AZ-01	NY-04	CA-41	TX-15
CA-49	NC-01	PA-07	AZ-06	NY-17	CO-03	WI-01
CO-08	NC-13	PA-08	CA-13	NY-19	FL-07	WI-03
CT-05	NH-01	PA-17	CA-22	NY-22	FL-13	
IL-13	NM-02	VA-07	CA-27	OR-05	FL-27	
IL-17	NV-03	WA-03	CA-40	PA-01	IA-01	
IN-01	NV-04	WA-08	CA-45	VA-02	IA-02	
KS-03	NY-18		NE-02		IA-03	
ME-02	OH-01		NJ-07		MI-10	
MI-03	OH-09		NY-01		MT-01	
MI-08	OH-13		NY-03		NY-02	

navigating *the* * **battleground**

a product of **navigator***

About Navigator and Navigating the Battleground

In a world where the news cycle is the length of a tweet, our leaders often lack the real-time public-sentiment analysis to shape the best approaches to talking about the issues that matter the most. Navigator is designed to act as a consistent, flexible, responsive tool to inform policy debates by conducting research and reliable guidance to inform allies, elected leaders, and the press. Navigating the Battleground is a project designed to understand messaging nuances in different types of battleground geographies, led by pollsters from Impact Research along with an advisory committee, including: Jessica Floyd, The Hub Project; Christina Reynolds, EMILY's List; Mike Podhorzer, AFL-CIO; Jesse Ferguson, progressive strategist; Navin Nayak, Center for American Progress Action Fund; Stephanie Valencia, EquisLabs; and Melanie Newman, Planned Parenthood Action Fund.

About the Study

Impact Research conducted public opinion surveys among a sample of 1,500 likely 2024 general election voters from April 20-April 27, 2023. The survey was conducted by a mix of text-to-web (74 percent) and an opt-in, online panel (26 percent). Respondents were verified against a voter file and special care was taken to ensure the demographic composition of our sample matched that of the 61 congressional districts included in the sample across a variety of demographic variables. The margin of error for the full sample at the 95 percent level of confidence is +/- 2.5 percentage points. The margin for error for subgroups varies and is higher.

For Press inquiries contact:

press@navigatorresearch.org

To learn more about Navigator
or Navigating the Battleground:

<http://navigatorresearch.org>

@NavigatorSurvey on Twitter