

navigator*



Thursday, May 25th

Default: A Guide for
Advocates

Key Takeaways:

- A growing majority support raising the debt ceiling to avoid default.
- Most Americans support President Biden bypassing Congress if no deal is reached to continue paying the country's bills or forcing Congress to vote on a discharge petition to avoid default without any strings attached.
- Nearly three in five oppose Republicans in Congress' budget plan, and three in four say the plan, which would take away Medicaid from 20 million Americans, is concerning (similar shares feel Congress and the Biden administration should not cut spending on the program or Medicare/Social Security).

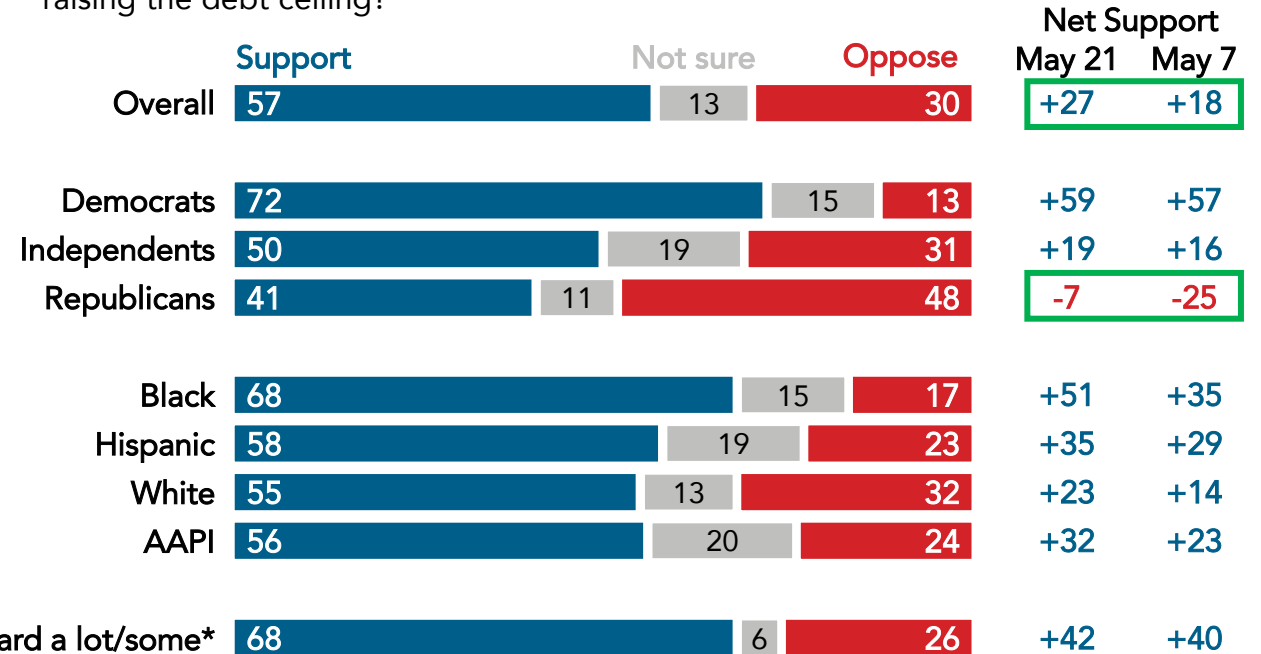
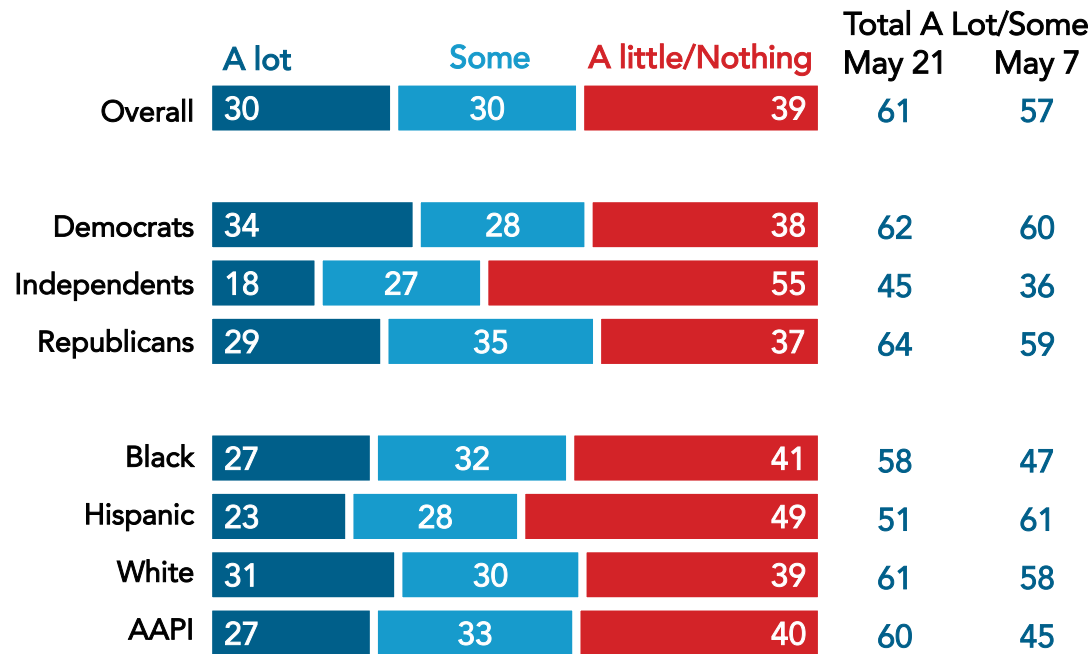
A Growing Majority Support Raising the Debt Ceiling to Avoid Default As More Americans Are Hearing About It

Since early April, Republicans have grown increasingly supportive of raising the debt ceiling (net -7 support now, compared to net -30 then).

- Americans who report hearing “a lot” or “some” about a default support raising the debt ceiling by a 42-point margin.

How much have you seen, read, or heard about projections that if Congress does not raise or suspend what is commonly referred to as the debt ceiling or the debt limit, the government will default on its bills by around June 1st?

As you may know, the debt ceiling is the maximum amount of money the U.S. government can borrow to pay its bills. The government has already reached this amount, which means the debt ceiling needs to be raised in order to avoid defaulting on the government’s bills. Knowing this, do you support or oppose raising the debt ceiling?

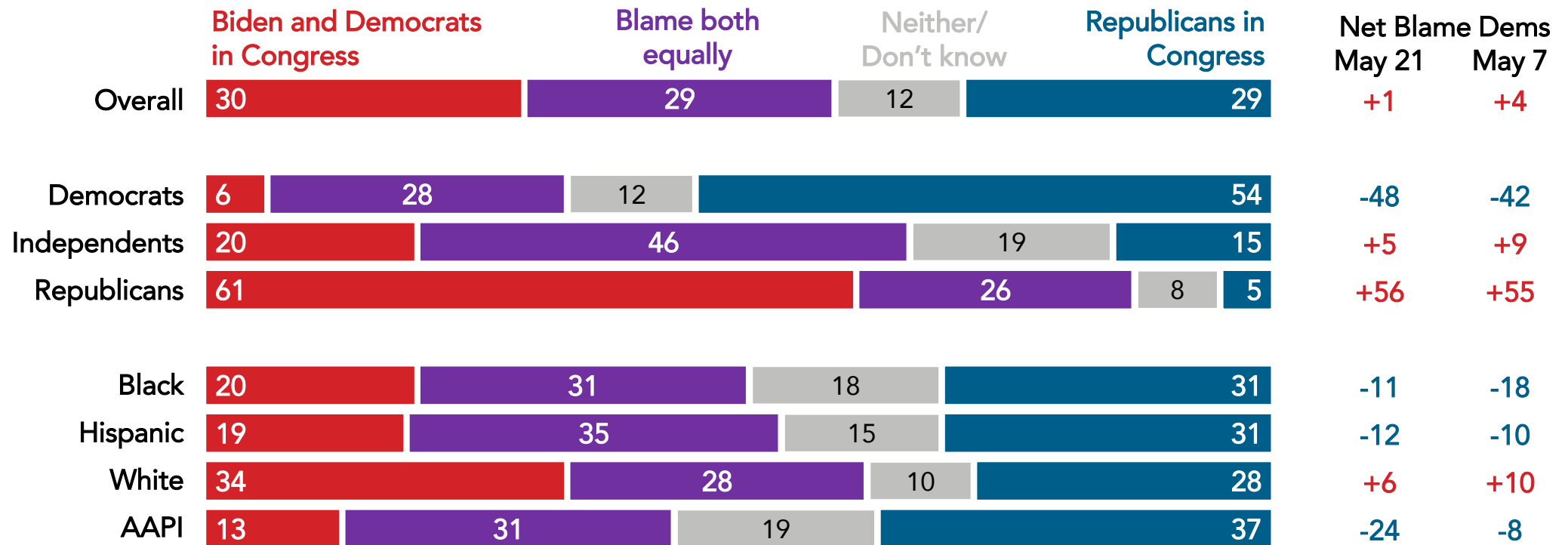


*“Heard a lot/some” indicates that respondents have heard “a lot” or “some” about a potential default. Nationwide surveys of registered voters; Each wave represents approximately 1,000 interviews taken over the prior three-five days. Latest wave conducted May 18-May 21, 2023. For more info, visit navigatorresearch.org

Americans Remain Divided on Who They Would Blame More for a Default

Roughly equal shares of Americans would blame Biden and Democrats (30%), Republicans in Congress (29%), or both equally (29%).

If Congress fails to pass a bill to deal with the debt ceiling to avoid a default, who would you blame more?



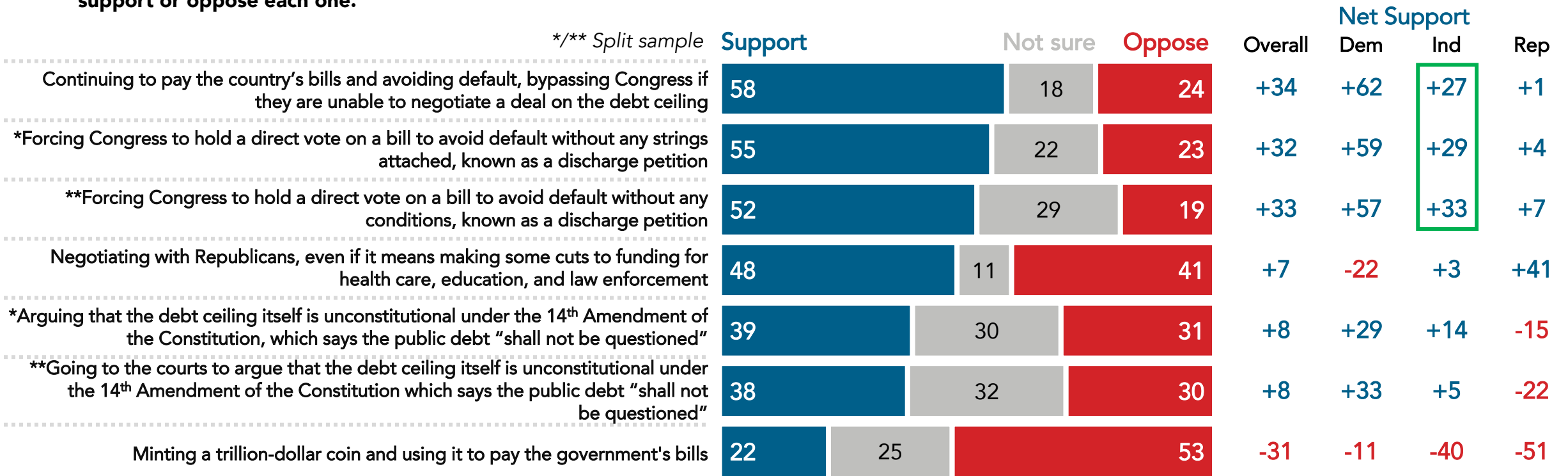
Nationwide surveys of registered voters; Each wave represents approximately 1,000 interviews taken over the prior three-five days. Latest wave conducted May 18-May 21, 2023. For more info, visit navigatorresearch.org

Biden Continuing to Pay the Country's Bills and Forcing a Direct Vote on a Default Discharge Petition Are Most Popular Actions

Majorities support "bypassing Congress if they are unable to negotiate a deal" (58% support), as well as "forcing Congress to hold a direct vote...without any strings attached" (55%) and "without any conditions" (52%).

- Less popular are minting a trillion-dollar coin (just 22% support) and relying on the 14th Amendment (about two in five support).

Below is a list of some potential actions that President Biden and his administration could take as it relates to the debt ceiling. Please indicate whether you support or oppose each one.

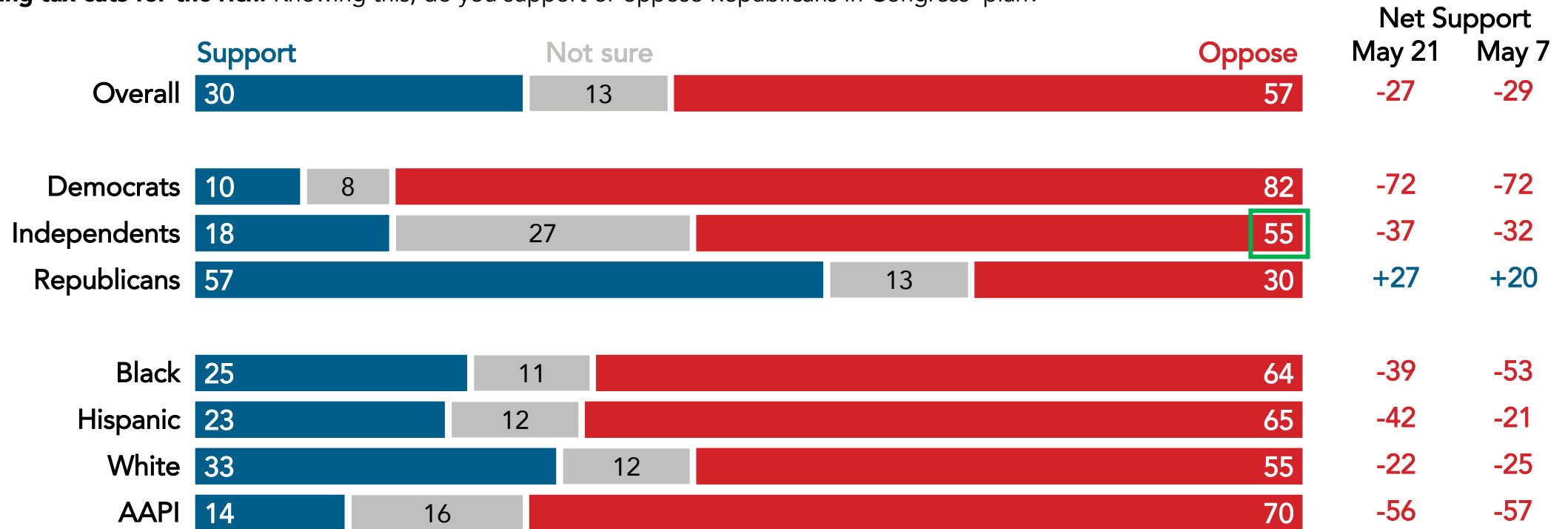


Nationwide survey of 1,000 registered voters conducted May 18-May 21, 2023.
For more info, visit navigatorresearch.org.

Republicans in Congress' Plan on the Debt Ceiling Remains Deeply Unpopular

A majority of Americans oppose the Republicans' budget plan (57% oppose), including majorities of independents (55%).

Republicans in Congress refused to work with President Biden and Democrats on a solution to the debt ceiling, so they released their own budget plan. The plan would cut 22% of funding for almost everything aside from military spending, including health care, schools, and law enforcement, while also protecting tax cuts for the rich. Knowing this, do you support or oppose Republicans in Congress' plan?

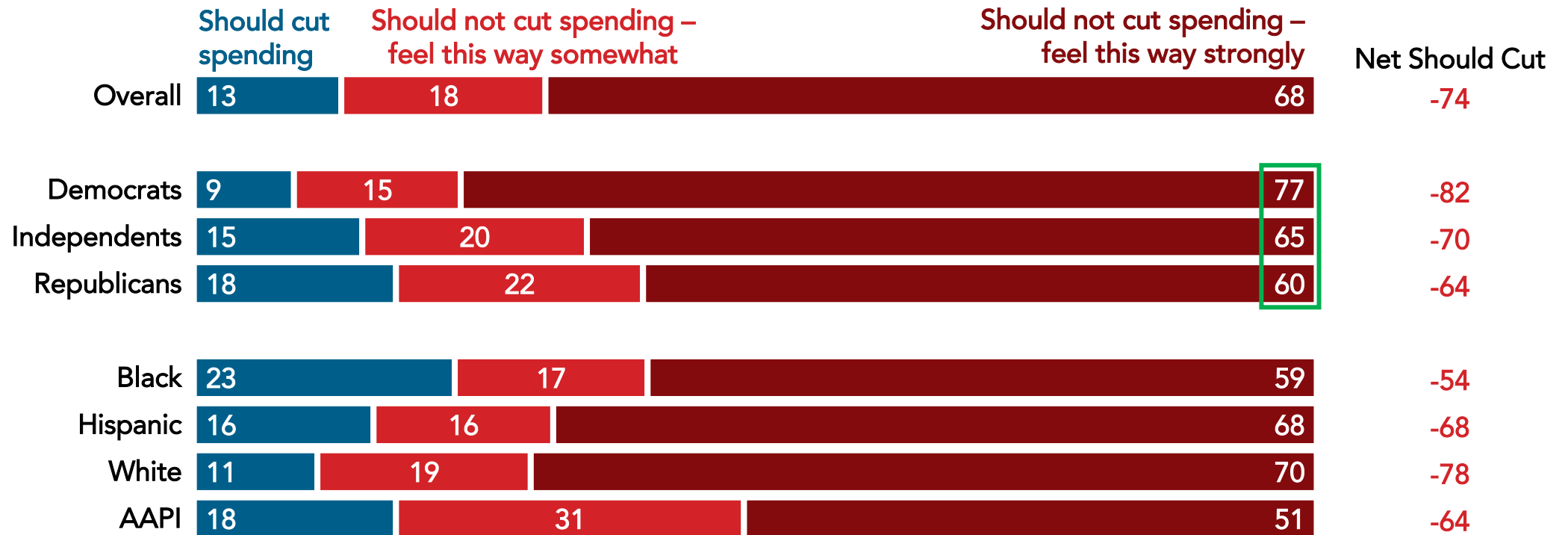


Nationwide surveys of registered voters; Each wave represents approximately 1,000 interviews taken over the prior three-five days. Latest wave conducted May 18-May 21, 2023. For more info, visit navigatorresearch.org

Tagging Proposed Budget Cuts As Specific to Medicaid, Medicare, and Social Security Increases Opposition

Three in five Republicans (60%) feel strongly that Congress and the Biden administration should not cut spending “on things like Medicaid, Medicare, and Social Security,” along with two in three independents (65%) and nearly four in five Democrats (77%).

When you think about the American government’s budget, do you think Congress and the Biden administration should be cutting spending on things like Medicaid, Medicare, and Social Security?

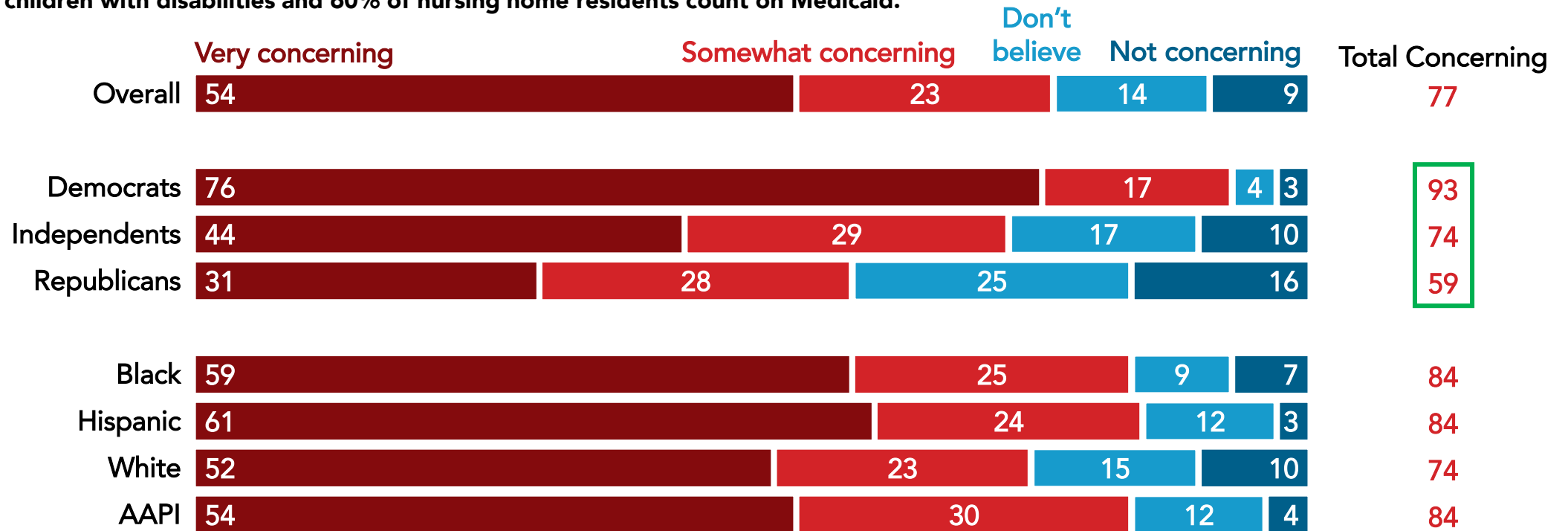


Nationwide survey of 1,000 registered voters conducted May 18-May 21, 2023. For more info, visit navigatorresearch.org.

Three in Four Americans Are Concerned by Consequences to People on Medicaid From Republicans' Debt Ceiling Plan

Majorities – including 59% of Republicans – say it is concerning that Congressional Republicans' plan “would take away Medicaid from 20 million Americans,” including the 60% of children with disabilities and 60% of nursing home residents who rely on it.

Below is some information about Republicans in Congress' plan on the debt ceiling. Please indicate whether you find the statement concerning... **Republicans in Congress' plan would take away Medicaid from 20 million Americans by adding new bureaucratic red tape in order for them to get their benefits. Up to 60% of children with disabilities and 60% of nursing home residents count on Medicaid.**



Nationwide survey of 1,000 registered voters conducted May 18-May 21, 2023. For more info, visit navigatorresearch.org.

navigator*

About Navigator

In a world where the news cycle is the length of a tweet, our leaders often lack the real-time public-sentiment analysis to shape the best approaches to talking about the issues that matter the most. Navigator is designed to act as a consistent, flexible, responsive tool to inform policy debates by conducting research and reliable guidance to inform allies, elected leaders, and the press. Navigator is a project led by pollsters from Global Strategy Group and GBAO along with an advisory committee, including: Jessica Floyd, The Hub Project; Christina Reynolds, EMILY's List; Mike Podhorzer, AFL-CIO; Jesse Ferguson, progressive strategist; Navin Nayak, Center for American Progress Action Fund; Stephanie Valencia, EquisLabs; and Melanie Newman, Planned Parenthood Action Fund.

About the Study

Global Strategy Group conducted public opinion surveys among a sample of 1,000 registered voters from May 18-May 21, 2023. 100 additional interviews were conducted among Hispanic voters. 76 additional interviews were conducted among Asian American and Pacific Islander voters. 100 additional interviews were conducted among African American voters. 100 additional interviews were conducted among independent voters. The survey was conducted online, recruiting respondents from an opt-in online panel vendor. Respondents were verified against a voter file and special care was taken to ensure the demographic composition of our sample matched that of the national registered voter population across a variety of demographic variables.

For Press inquiries contact:

press@navigatorresearch.org

To learn more about Navigator:

<http://navigatorresearch.org>

@NavigatorSurvey on Twitter

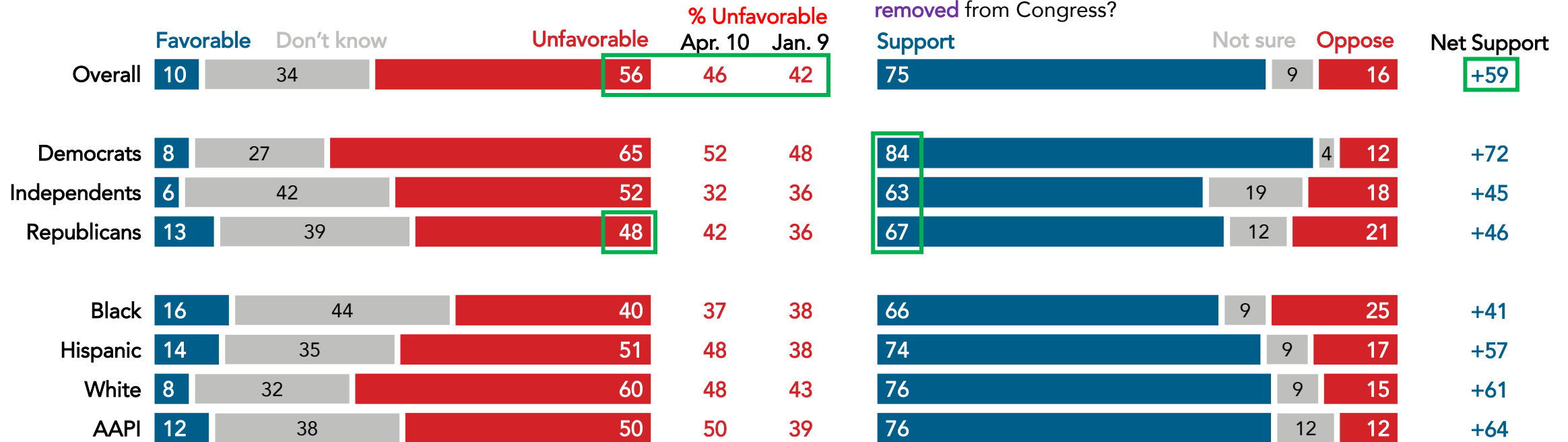
Americans Support the Removal of Increasingly Disliked George Santos from Congress, in Contrast to GOP Vote Against It

A majority of Americans (56%) now hold an unfavorable view of George Santos (up from 42% in early January) including majorities of Democrats and independents; 48% of Republicans also view him unfavorably.

- Large majorities of Democrats (84%), Republicans (67%), and independents (63%) support him being removed from Congress.

Please indicate how favorable or unfavorable you are to:
George Santos.

As you may know, Republican Congressman George Santos has been indicted on 13 criminal charges including embezzling money from his campaign and lying to Congress about his finances. Knowing this, do you support or oppose Republican Congressman George Santos being removed from Congress?



Nationwide surveys of registered voters; Each wave represents approximately 1,000 interviews taken over the prior three-five days. Latest wave conducted May 18-May 21, 2023. For more info, visit navigatorresearch.org