

# navigator\*

Friday, June 2<sup>nd</sup>

Paid Family and Medical  
Leave: A Guide for  
Advocates



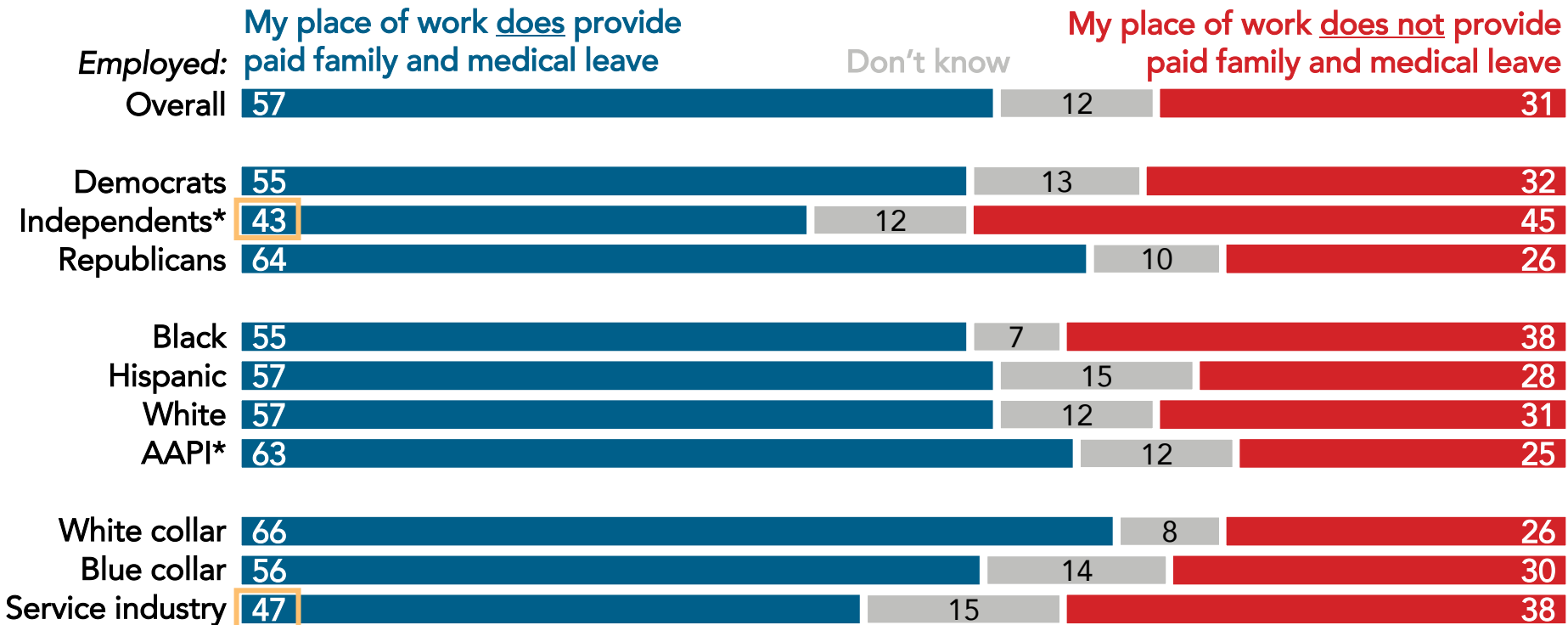
## Key Takeaways:

- While most workers say their workplace provides paid leave, service industry employees are much less likely to report having access to paid leave than white collar or blue collar workers.
- Four in five Americans support the Family And Medical Insurance Leave Act, including majorities across party lines, gender, and race.
- Three in four say it is important that Congress creates a national paid family and medical leave program.
- Nearly half of Americans say Congress passing the Family And Medical Insurance Leave Act would make them more motivated to vote.

# A Majority of Employed Americans Report Their Workplace Provides Paid Family and Medical Leave

Independents are less likely to report their place of work provides paid family and medical leave (43% say theirs does) than Republicans (64%) or Democrats (55%), and fewer than half of those with service sector jobs (47%) say their workplace does.

[IF EMPLOYED] To the best of your knowledge, does your place of work provide paid family and medical leave that would allow you to continue to earn a portion of your pay while taking time away for serious medical issues, including procedures like surgery or cancer treatment?



\*Small sample size; results are directional.  
 Nationwide survey of 1,000 registered voters conducted May 18-May 21, 2023.  
 For more info, visit [navigatorresearch.org](http://navigatorresearch.org).

# Americans Across the Aisle Deeply Support the FAMILY Act

Large majorities across party and race support Congress passing the Family And Medical Insurance Leave Act. Among the most supportive are Democrats (90%), moms (87%), Black Americans (86%), and Hispanic Americans (85%).

As you may know, Congress has introduced the Family And Medical Insurance Leave Act which would provide workers with up to 12 weeks of partial income when they take time for serious health conditions, including pregnancy and childbirth recovery; the serious health condition of a family member; the birth or adoption of a child; to address the effects of domestic violence, sexual assault, or stalking; and/or to make certain arrangements arising from the military deployment of a spouse, child or parent. Knowing this, would you support or oppose Congress passing the Family And Medical Insurance Leave Act?



\*"States with paid leave" include CA, CO, CT, DE, DC, MA, MD, NJ, NY, OR, RI, and WA.

\*\*"Americans who are employed" includes respondents who indicate that they are employed on a separate question.

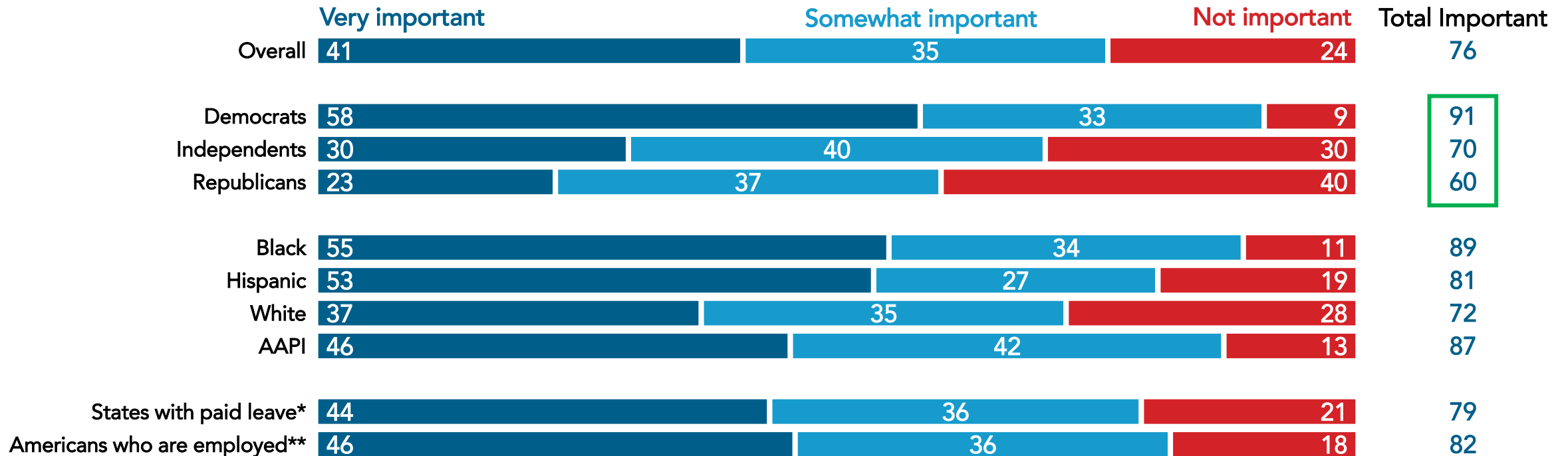
Nationwide survey of 1,000 registered voters conducted May 18-May 21, 2023.

For more info, visit [navigatorresearch.org](http://navigatorresearch.org).

# Majorities of Americans Say Congress Creating a National Paid Family and Medical Leave Program Is Important

Majorities of Democrats (91% important), independents (70%), and Republicans (60%) all say it is “very” or “somewhat important” that Congress creates a national paid family and medical leave program.

How important is it to you that Congress creates a national paid family and medical leave program?



\*“States with paid leave” include CA, CO, CT, DE, DC, MA, MD, NJ, NY, OR, RI, and WA.

\*\*“Americans who are employed” includes respondents who indicate that they are employed on a separate question.

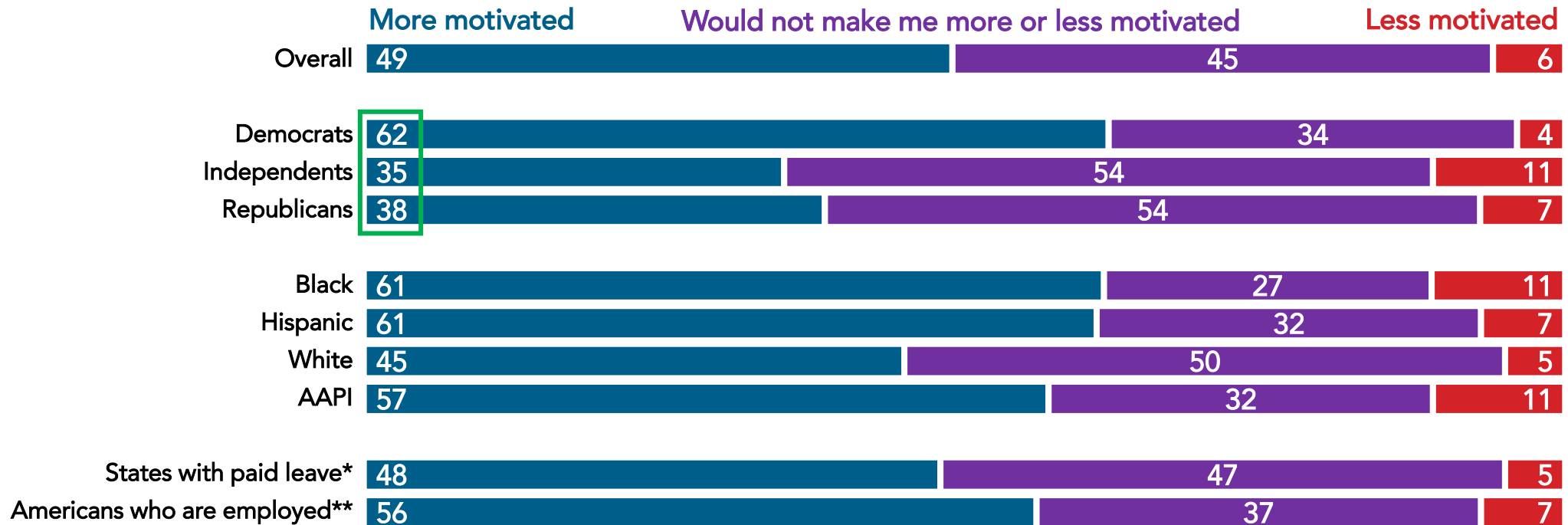
Nationwide survey of 1,000 registered voters conducted May 18-May 21, 2023.

For more info, visit [navigatorresearch.org](https://navigatorresearch.org).

# Nearly Half Say They Would Be More Motivated to Vote If Congress Passed the Family And Medical Insurance Leave Act

Most Democrats (62%) say Congress passing the Family And Medical Insurance Leave Act would make them more motivated to vote, while about one in three independents (35%) and two in five Republicans (38%) say the same.

Last year, Congress nearly passed a national paid leave bill and Congress has now reintroduced the Family And Medical Insurance Leave Act, which would provide workers with up to 12 weeks of partial income when they take time for things like serious health conditions. Please indicate whether Congress passing the Family And Medical Insurance Leave Act would make you more or less motivated to vote.



\*"States with paid leave" include CA, CO, CT, DE, DC, MA, MD, NJ, NY, OR, RI, and WA.  
 \*\*"Americans who are employed" includes respondents who indicate that they are employed on a separate question.  
 Nationwide survey of 1,000 registered voters conducted May 18-May 21, 2023.  
 For more info, visit [navigatorresearch.org](https://navigatorresearch.org).

# navigator\*

## About Navigator

In a world where the news cycle is the length of a tweet, our leaders often lack the real-time public-sentiment analysis to shape the best approaches to talking about the issues that matter the most. Navigator is designed to act as a consistent, flexible, responsive tool to inform policy debates by conducting research and reliable guidance to inform allies, elected leaders, and the press. Navigator is a project led by pollsters from Global Strategy Group and GBAO along with an advisory committee, including: Jessica Floyd, The Hub Project; Christina Reynolds, EMILY's List; Mike Podhorzer, AFL-CIO; Jesse Ferguson, progressive strategist; Navin Nayak, Center for American Progress Action Fund; Stephanie Valencia, EquisLabs; and Melanie Newman, Planned Parenthood Action Fund.

## About the Study

Global Strategy Group conducted public opinion surveys among a sample of 1,000 registered voters from May 18-May 21, 2023. 100 additional interviews were conducted among Hispanic voters. 76 additional interviews were conducted among Asian American and Pacific Islander voters. 100 additional interviews were conducted among African American voters. 100 additional interviews were conducted among independent voters. The survey was conducted online, recruiting respondents from an opt-in online panel vendor. Respondents were verified against a voter file and special care was taken to ensure the demographic composition of our sample matched that of the national registered voter population across a variety of demographic variables.

For Press inquiries contact:

[press@navigatorresearch.org](mailto:press@navigatorresearch.org)

To learn more about Navigator:

<http://navigatorresearch.org>

@NavigatorSurvey on Twitter