

# navigator\*



Tuesday, August 1<sup>st</sup>

Democracy Proposals:  
A Guide for Advocates

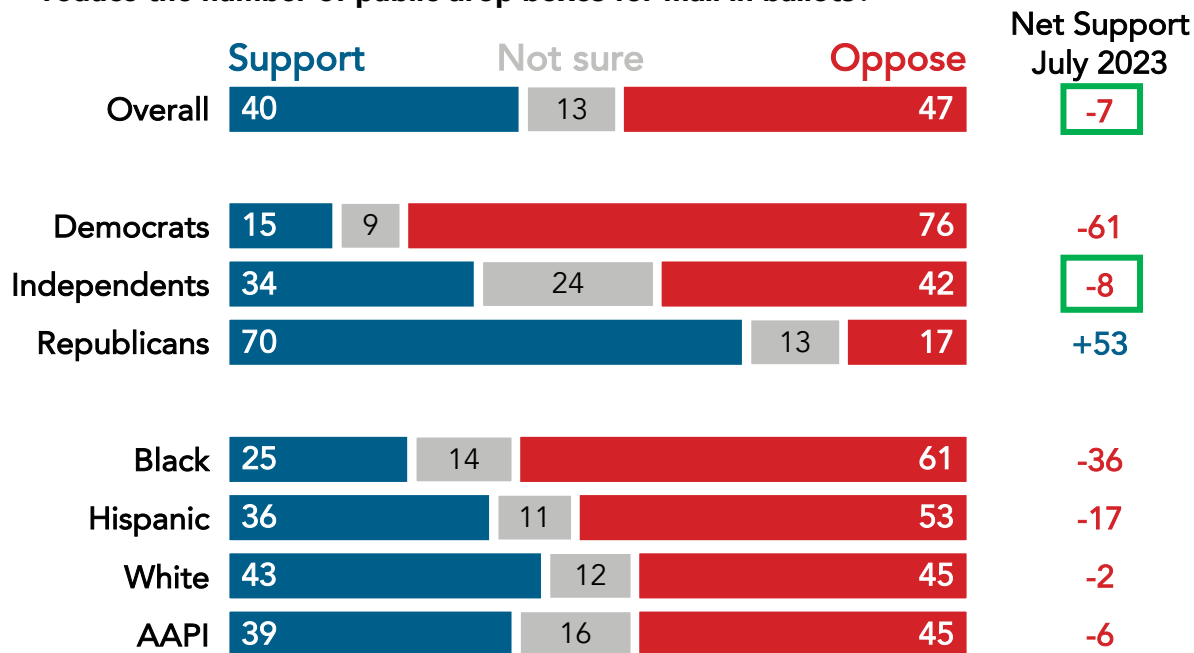
## Key Takeaways:

- Democrats' Freedom to Vote Act is more popular than the Republican counter proposal on elections and voting: Americans reject Republican policies like banning mail-in voting, banning same-day voter registration, and reducing the number of public drop boxes for mail-in ballots.
- Americans who support Freedom to Vote Act policies and reject multiple Republican policies that would make it harder for Americans to vote tend to be women, younger, liberal, and people of color.
- A range of criticisms of the Republican proposal are concerning to three in five Americans, as well as roughly four in five Democrats and nearly the same share of Black Americans.

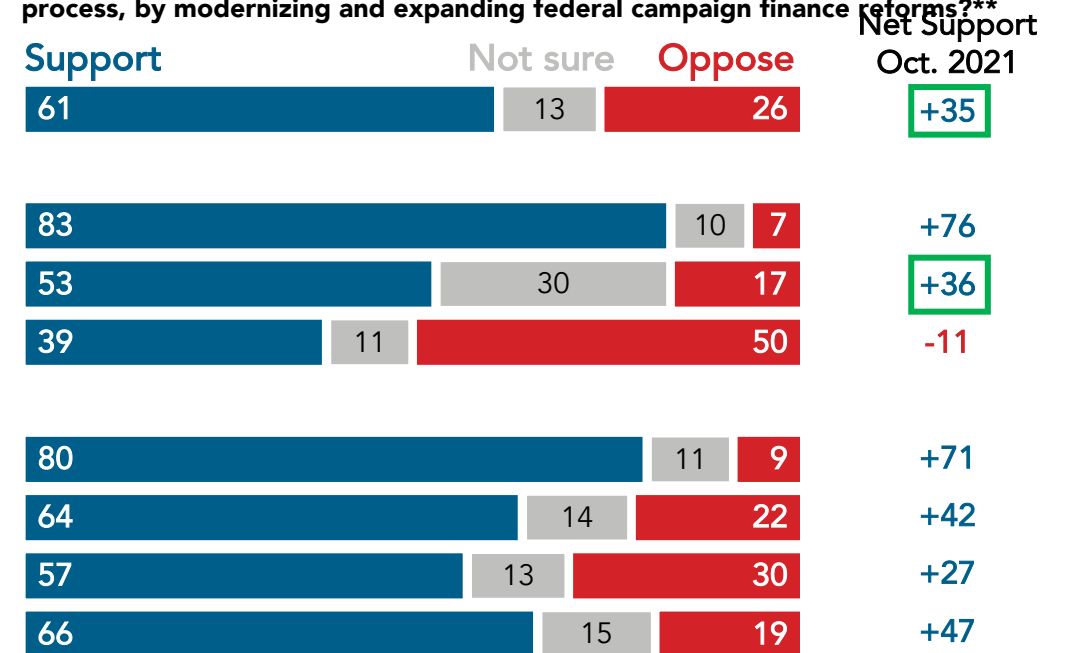
# Democrats' Freedom to Vote Act Is Much More Popular Than Republicans' Counter Proposal

The Republican proposal is unpopular (net -7 support overall), while the Freedom to Vote Act is more popular by a margin of 42 points (net +35 support). Among independents, the Freedom to Vote Act is a net 44 points more popular (net -8 support compared to net +36).

**July 24, 2023:** Regardless of how much you have heard about **Republicans in Congress' American Confidence in Elections (ACE) Act**, do you support or oppose their proposed legislation that would ban same-day voter registration, ban universal mail-in voting, institute stricter voter ID laws for both mail and in-person voting, and reduce the number of public drop boxes for mail-in ballots?\*



**October 25, 2021:** Regardless of how much you have heard about the **Freedom to Vote Act**, do you support or oppose new legislation that would establish national standards to protect Americans' freedom to vote, require every state to have automatic voter registration, make Election Day a holiday, restore federal voting rights to formerly incarcerated Americans, and address "dark money" in the electoral process, by modernizing and expanding federal campaign finance reforms?\*



\*Results shown are from Navigator's most recent survey, fielded July 20-July 24, 2023.

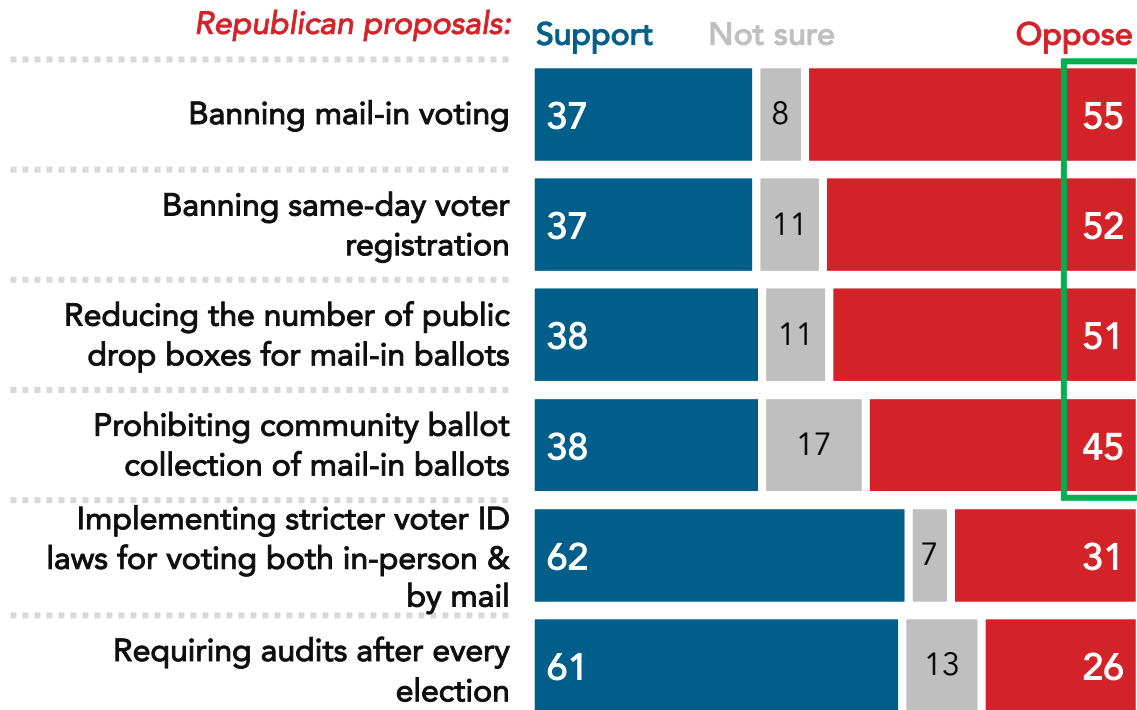
\*\*Results shown are from a Navigator survey fielded October 21-October 25, 2021.

Nationwide surveys of registered voters; Each wave represents approximately 1,000 interviews taken over the prior three-five days. Latest wave conducted July 20-July 24, 2023. For more info, visit [navigatorresearch.org](https://navigatorresearch.org).

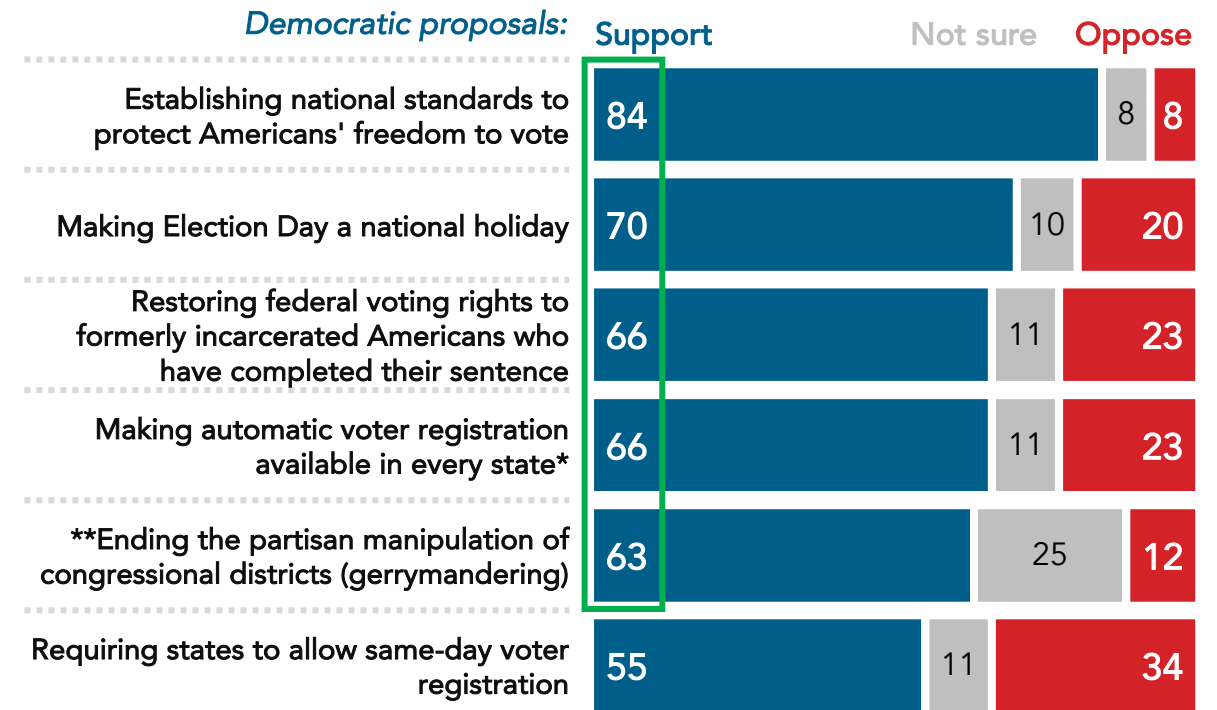
# Freedom to Vote Act Policies Are More Popular Than Range of Republican Proposals to Make It Harder for Americans to Vote

Nearly every Democratic proposal tested is more popular than any Republican proposal tested.

Below is a list of policies around voting. Please indicate whether you support or oppose each one.



Below is a list of other policies some have proposed related to voting and elections. Please indicate whether you support or oppose each one.



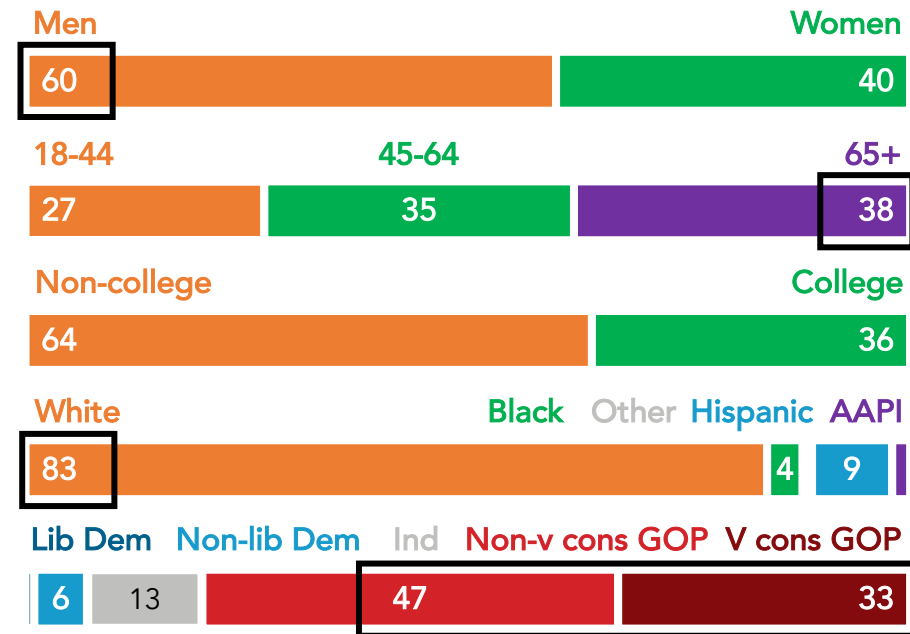
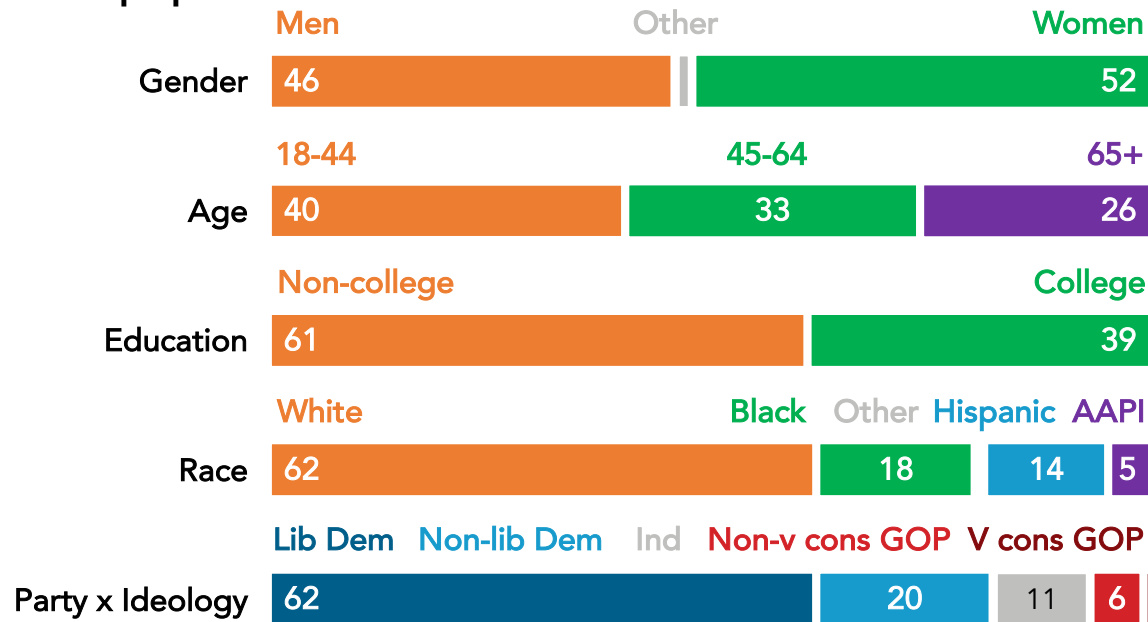
\*Survey text included: "meaning eligible voters are automatically registered to vote whenever they interact with government agencies (e.g., departments of motor vehicles)." \*\*Survey text read: "Ending the partisan manipulation of congressional districts – known as gerrymandering – by establishing criteria for nonpartisan congressional redistricting." Nationwide survey of 1,000 registered voters conducted July 20-July 24, 2023. For more info, visit [navigatorresearch.org](https://navigatorresearch.org).

# Those Who Favor Pro-Democracy Policies Tend to Be Women, Liberal, People of Color; Opponents Are Older, Conservative

Americans who support most of the Freedom to Vote Act and oppose most policies in the Republican proposal tend to be Democrats (82%, including 62% liberal Democrats and 20% non-liberal Democrats) and are more diverse (38% people of color), while those in the opposite category are mostly men (60%), Republicans (80%, including 33% very conservative Republicans), and overwhelmingly white (83%).

**Pro-Democracy (35% of Americans):** support 4+ policies from the Freedom to Vote Act and oppose 4+ policies from the Republican proposal.

**Anti-Democracy (14% of Americans):** support 4+ policies in the Republican proposal and oppose 3+ policies in the Freedom to Vote Act.



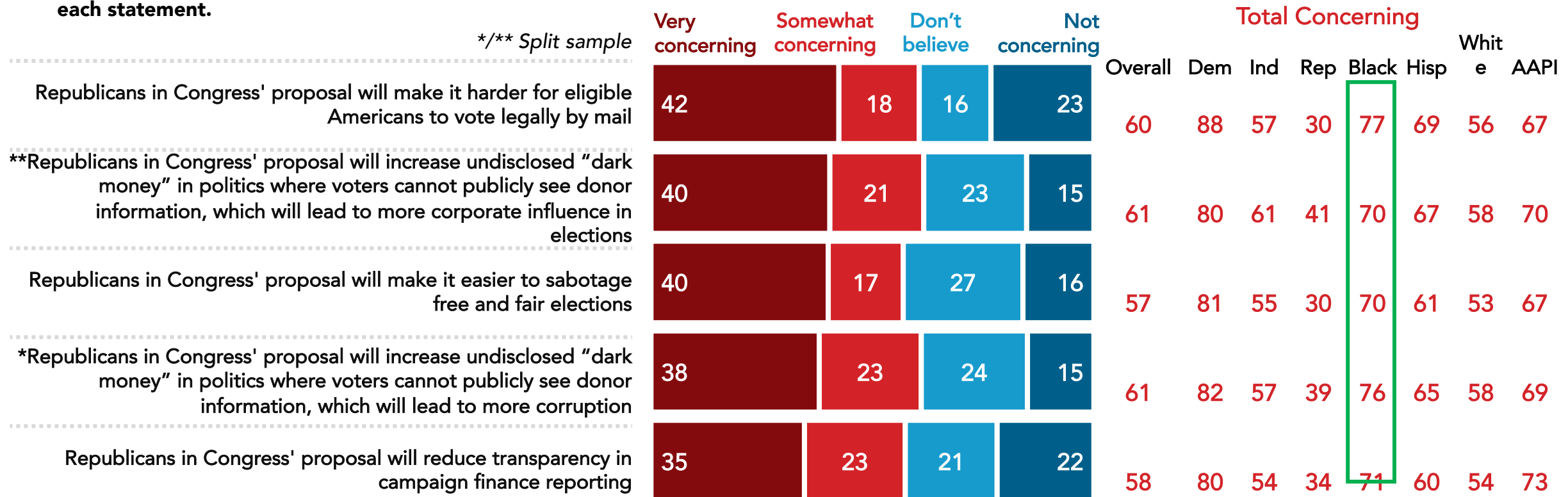
Nationwide survey of 1,000 registered voters conducted July 20-July 24, 2023. For more info, visit [navigatorresearch.org](https://navigatorresearch.org).

# A Range of Criticisms of the Republican Proposal Are Concerning to Roughly Three in Five Americans

At least four in five Democrats and seven in ten Black Americans find each statement about Republicans in Congress' proposal concerning.

Below is a list of statements about Republicans in Congress' proposed legislation around voting and elections. Please indicate how concerning you find each statement.

*\*/\*\* Split sample*

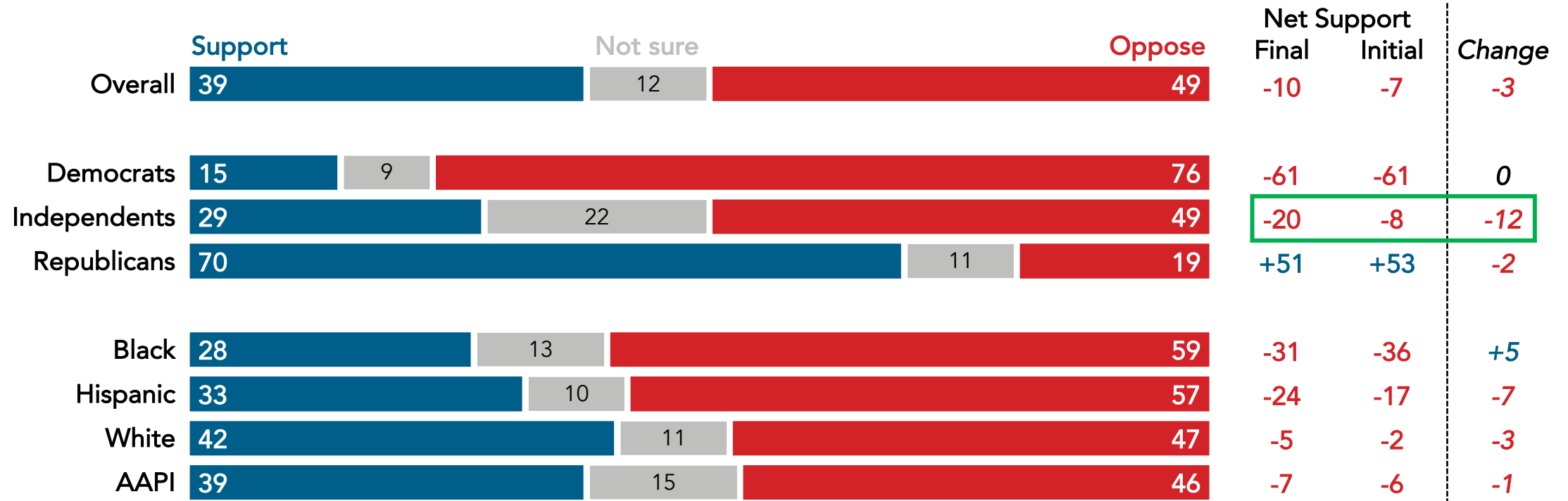


Nationwide survey of 1,000 registered voters conducted July 20-July 24, 2023. For more info, visit [navigatorresearch.org](https://navigatorresearch.org).

# Independents Sour on the Republican Proposal After Reading More About It

Independents move the most after learning more about the proposal, shifting by a margin of 12 points (from net -8 support initially to net -20 after messaging).

Again...regardless of how much you have heard about Republicans in Congress' American Confidence in Elections (ACE) Act, **do you support or oppose their proposed legislation that would ban same-day voter registration, ban universal mail-in voting, institute stricter voter ID laws for both mail and in-person voting, and reduce the number of public drop boxes for mail-in ballots?**



Nationwide survey of 1,000 registered voters conducted July 20-July 24, 2023. For more info, visit [navigatorresearch.org](https://navigatorresearch.org).

# navigator\*

## About Navigator

In a world where the news cycle is the length of a tweet, our leaders often lack the real-time public-sentiment analysis to shape the best approaches to talking about the issues that matter the most. Navigator is designed to act as a consistent, flexible, responsive tool to inform policy debates by conducting research and reliable guidance to inform allies, elected leaders, and the press. Navigator is a project led by pollsters from Global Strategy Group and GBAO along with an advisory committee, including: Jessica Floyd, The Hub Project; Christina Reynolds, EMILY's List; Mike Podhorzer, AFL-CIO; Jesse Ferguson, progressive strategist; Navin Nayak, Center for American Progress Action Fund; Stephanie Valencia, EquisLabs; and Melanie Newman, Planned Parenthood Action Fund.

## About the Study

Global Strategy Group conducted public opinion surveys among a sample of 1,000 registered voters from July 20-July 24, 2023. 99 additional interviews were conducted among Hispanic voters. 67 additional interviews were conducted among Asian American and Pacific Islander voters. 104 additional interviews were conducted among African American voters. 107 additional interviews were conducted among independent voters. The survey was conducted online, recruiting respondents from an opt-in online panel vendor. Respondents were verified against a voter file and special care was taken to ensure the demographic composition of our sample matched that of the national registered voter population across a variety of demographic variables.

**For Press inquiries contact:**

[press@navigatorresearch.org](mailto:press@navigatorresearch.org)

**To learn more about  
Navigator:**

<http://navigatorresearch.org>

@NavigatorSurvey on Twitter