

navigator*

Thursday, August 10th

The COVID Pandemic: A Guide for Advocates

After more than 3 years, nearly 100 surveys, and more than 120,000 interviews on the COVID pandemic, this report is a look at where the public's attitudes have landed now that a growing share of the public believes the pandemic is over.



Key Takeaways:

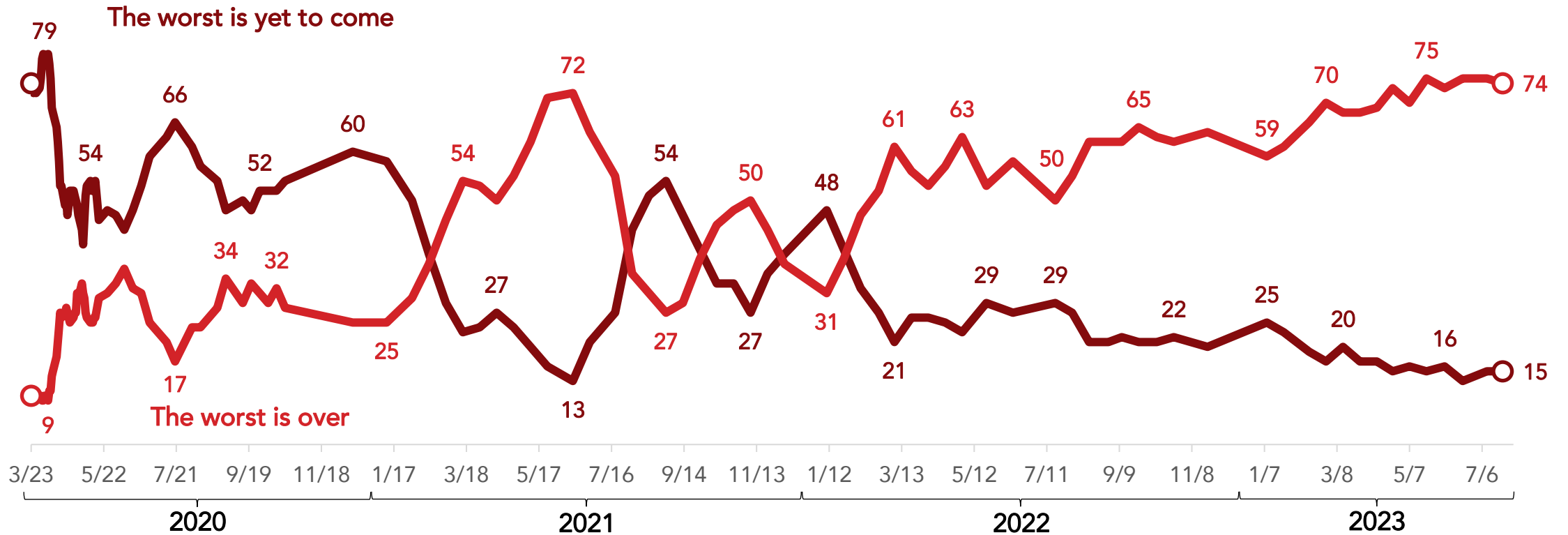
- Three in four Americans say the worst of the pandemic is over as the pandemic falls to the bottom of a list of issue priorities Americans want Congress to focus on.
- A plurality of Americans feel their lives are worse than they were before the pandemic, with the greatest sore spots existing on ability to trust the government, personal finances, personal anxiety, and ability to trust fellow Americans.
- Views of the CDC and Dr. Fauci have grown more polarized over the last three years since the beginning of the pandemic, particularly among Republicans, while President Biden and Democrats remain more trusted on handling the pandemic than Republicans.
- Americans feel the pandemic was handled appropriately overall (and on shutdowns and mask mandates specifically), though there are signs of deteriorating views on the coronavirus vaccine itself as well as the vaccine mandates employed during the pandemic. Americans are also reticent to spend more money on future pandemic preparedness as inflation woes continue.

Nearly Three in Four Say the Worst of the Pandemic Is Over

As of late July 2023, the share who say “the worst is yet to come” is close to the lowest point it has reached over the entire course of the pandemic (nearly matching a record low of 13% in June 2021).

- Majorities of Democrats (71%), independents (61%), and Republicans (80%) say the worst is over.

When it comes to the coronavirus pandemic in the United States, do you personally think that...

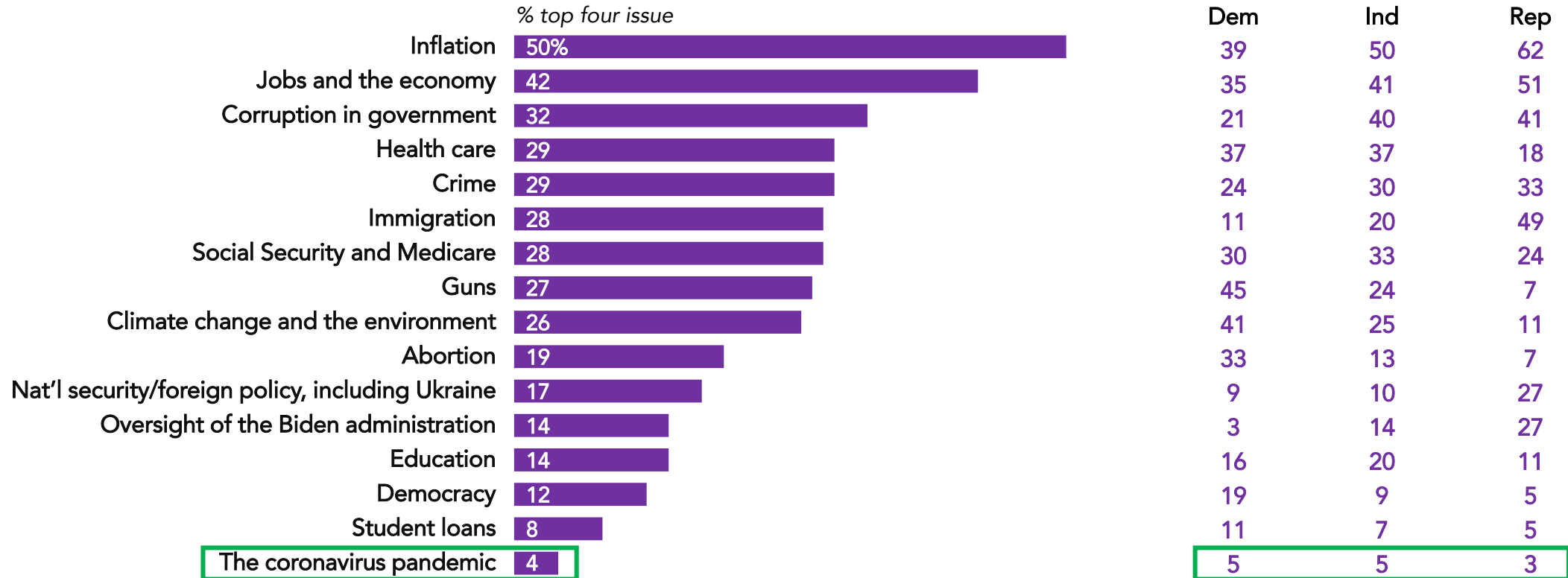


Nationwide surveys of registered voters; Each wave represents approximately 1,000 interviews taken over the prior three-five days. Latest wave conducted July 20-July 24, 2023. For more info, visit navigatorresearch.org.

The Pandemic Is the Lowest of a Range of Priorities for Congress

When presented with a list of 16 issues, only 4% of Americans rate “the coronavirus pandemic” as one of their top four priorities for Congress to focus on; it is the single lowest priority for independents and Republicans, and the second-lowest for Democrats.

Below is a list of issues. Which do you feel are most important for Congress to focus on?



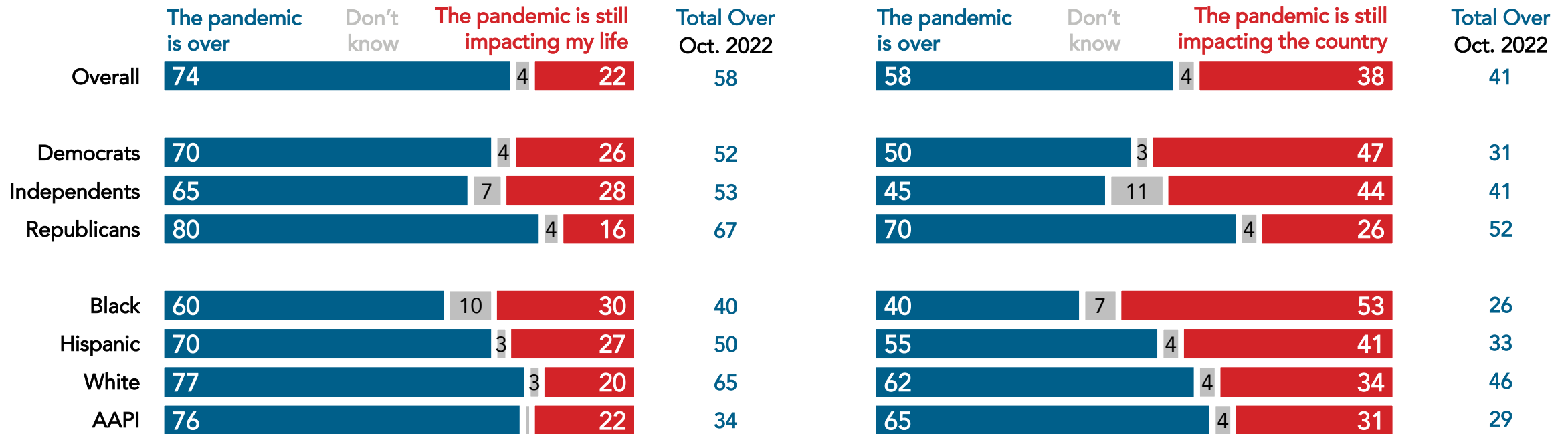
Nationwide survey of 1,000 registered voters conducted July 20-July 24, 2023. For more info, visit navigatorresearch.org.

Three in Four Say the Pandemic Is Over for Them, and a Majority Say the Same of the Country, Including Half of Democrats

While roughly three in four Americans (74%) say the pandemic is over for themselves personally, a smaller majority (58%) say the pandemic is over for the country as a whole.

Thinking about yourself personally and the way you go about your life...would you say the pandemic is over for you, or is it still impacting your life in significant ways?

Thinking about the entire country...would you say the pandemic is over for the country, or is it still impacting the country in significant ways?



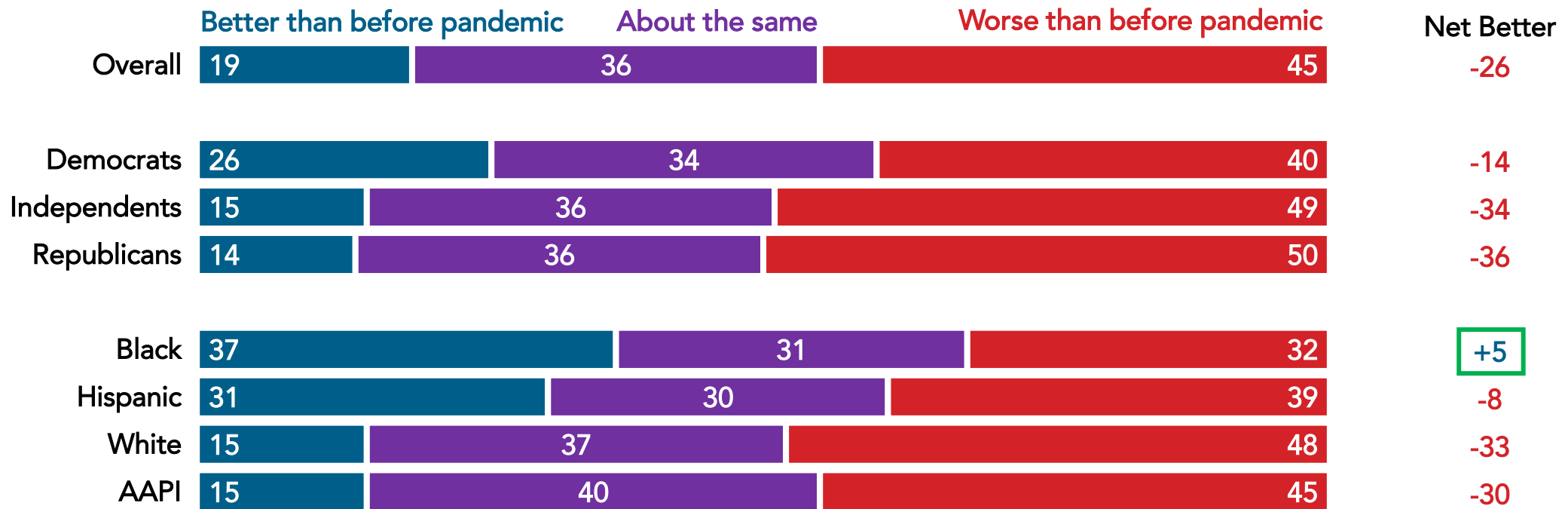
Nationwide surveys of registered voters; Each wave represents approximately 1,000 interviews taken over the prior three-five days. Latest wave conducted July 20-July 24, 2023. For more info, visit navigatorresearch.org.

A Plurality of Americans Say Their Lives Are Worse Than They Were Before The Pandemic

Nearly half of Americans (45%) believe their lives are worse now than they were before the pandemic, while only about one in five (19%) say their lives are better than before the pandemic.

- Black Americans are the only group among whom a plurality say their lives are better than before the pandemic (net +5 better).

Compared to before the coronavirus pandemic, do you think your life in general today is better, worse, or about the same as it was?



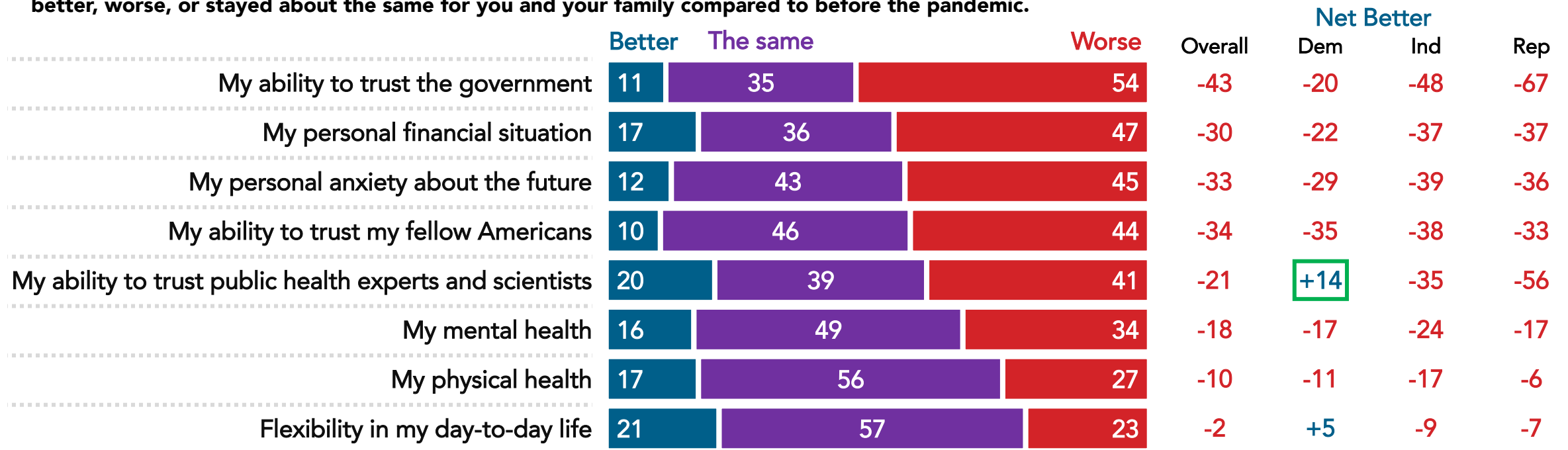
Nationwide survey of 1,000 registered voters conducted July 20-July 24, 2023.
For more info, visit navigatorresearch.org.

Trust in Government, Personal Finances, Personal Anxiety, Trust in Fellow Americans All Worse Than Pre-Pandemic

A majority (54%) say their “ability to trust the government” has gotten worse compared to before the pandemic, while pluralities say the same about their personal finances (47%) and their anxiety about the future (45%).

- Democrats who have received a coronavirus vaccine say their “ability to trust [their] fellow Americans” has gotten worse (net -36 better), while the numbers are similar among unvaccinated Republicans (net -41).

Below is a list of some items that may have been impacted by the pandemic for you and your family. For each, please indicate whether it has gotten better, worse, or stayed about the same for you and your family compared to before the pandemic.



Nationwide survey of 1,000 registered voters conducted July 20-July 24, 2023. For more info, visit navigatorresearch.org.

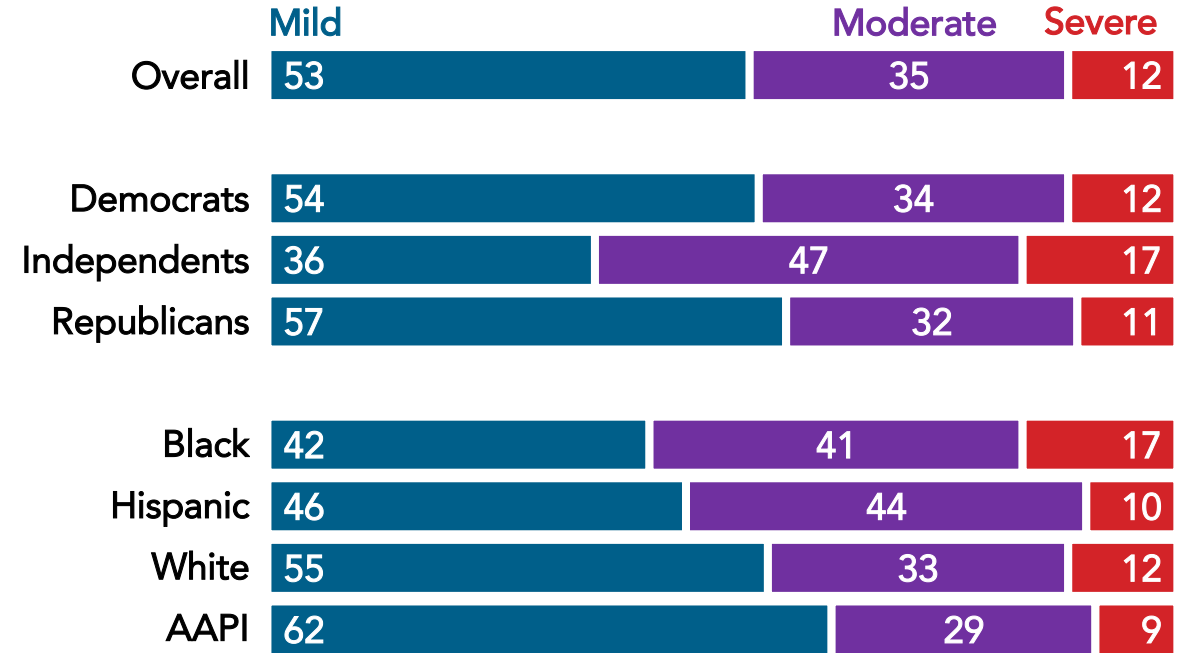
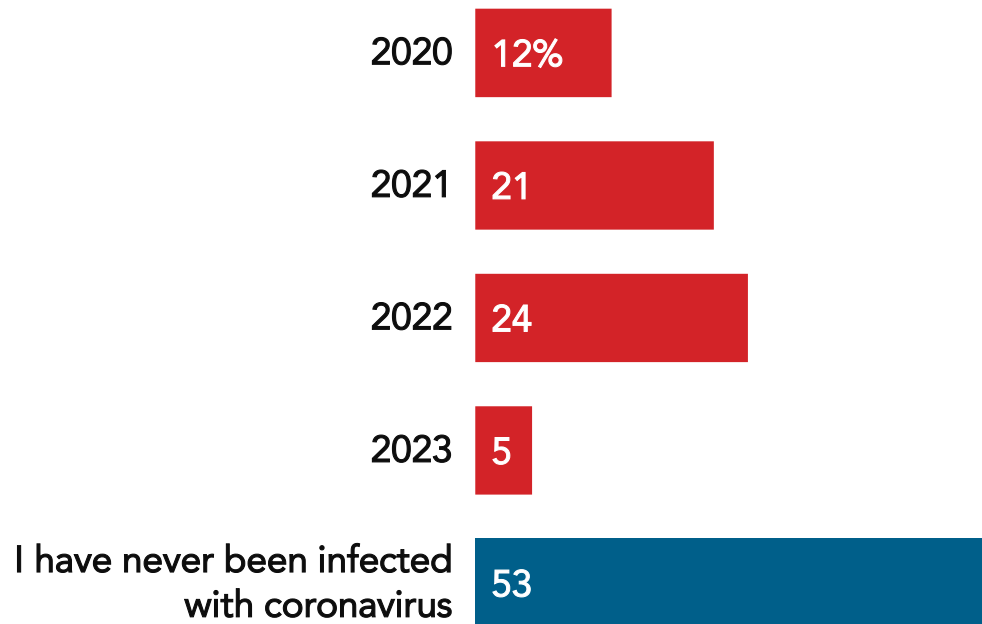
Nearly Half Report Having Had Coronavirus, With The Vast Majority Having Mild or Moderate Cases

Just under half of Americans (47%) report having had coronavirus, and of those who have had it, 53% report their infection(s) were mild. Americans most report having had coronavirus in 2022 (24%).

- Just over one in three report their symptoms were moderate (35%).

Since the beginning of the pandemic in March 2020, in which year(s) have you been infected with coronavirus?

[IF HAVE HAD CORONAVIRUS] Would you consider your coronavirus infection(s) to be/have been mild, moderate, or severe?

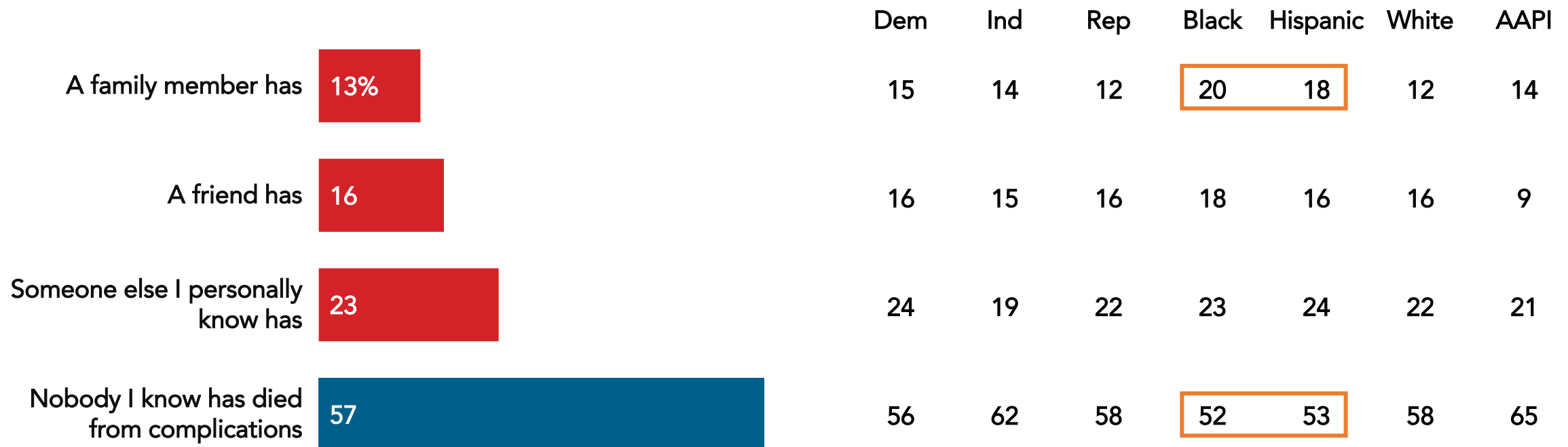


Nationwide survey of 1,000 registered voters conducted July 20-July 24, 2023. For more info, visit navigatorresearch.org.

Two in Five Americans Have Lost Someone They Know Due to Coronavirus Complications

Almost one in four Americans (23%) say someone they personally know died from complications related to coronavirus, 16% report having a friend who passed, and 13% say the same of a family member. Black (48%) and Hispanic Americans (47%) are most likely to say they know someone who died from coronavirus complications, with 20% and 18% respectively having lost a family member.

Understanding it may be difficult to talk about, do you personally know anyone who has died from complications related to coronavirus?



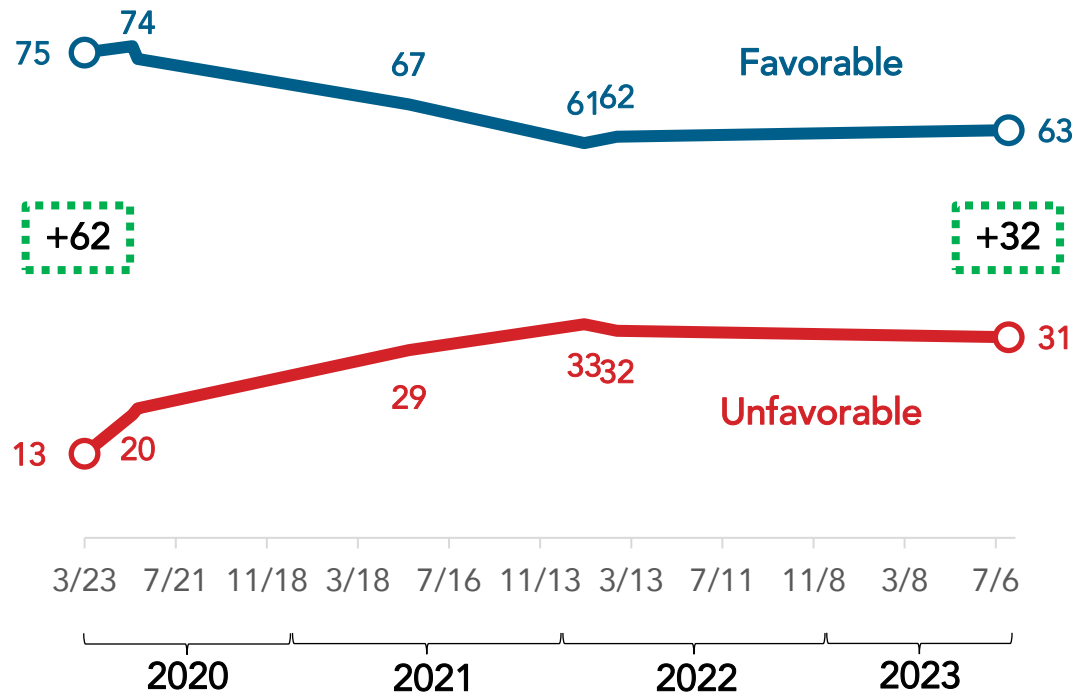
Nationwide survey of 1,000 registered voters conducted July 20-July 24, 2023. For more info, visit navigatorresearch.org.

The CDC Remains More Popular Than Not While Views of Fauci Are Divided; Republicans Have Soured on Both Over Time

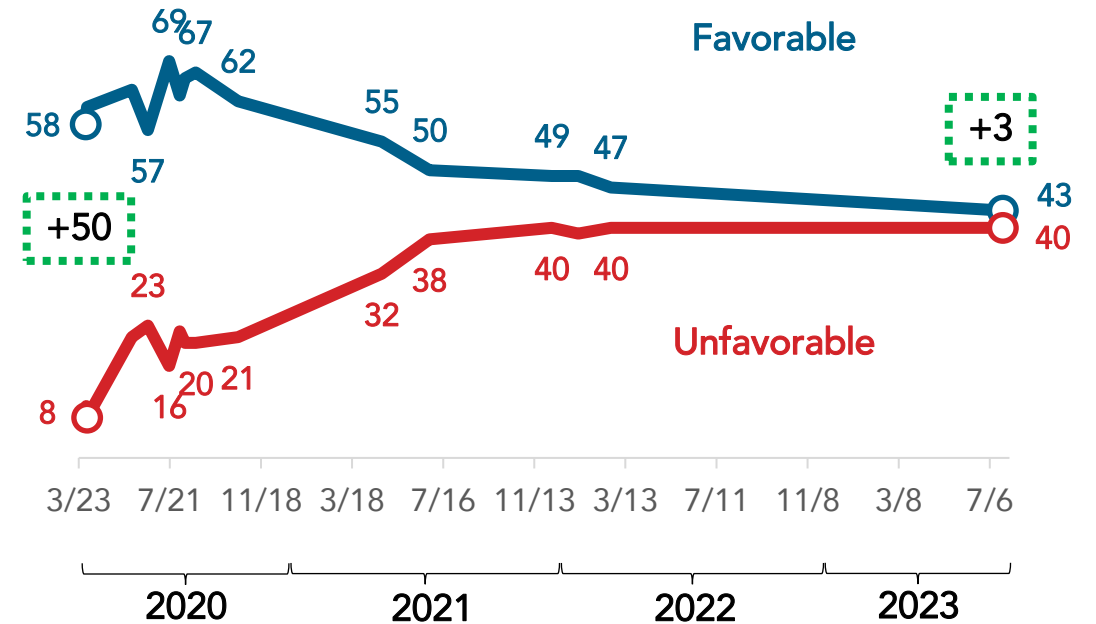
Since March 2020, views of the CDC and Dr. Anthony Fauci have declined (from net +62 and net +50, respectively, to net +32 and net +3).

- The greatest declines for both have been among Republicans: views of Dr. Fauci among Republicans have fallen from net +47 in April 2020 to net -59 now, and on the CDC, from net +37 in May 2020 to net -15 now.

Please indicate how favorable or unfavorable you are to:
The Centers for Disease Control and Prevention, or CDC.



Please indicate how favorable or unfavorable you are to:
Dr. Anthony Fauci.

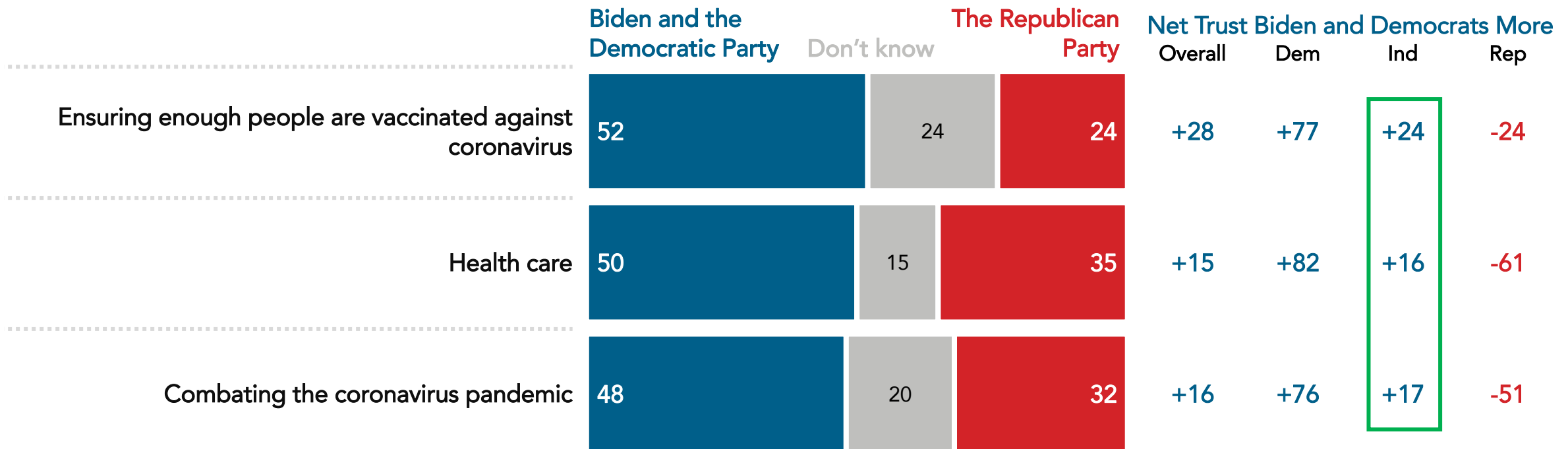


Nationwide surveys of registered voters; Each wave represents approximately 1,000 interviews taken over the prior three-five days. Latest wave conducted July 20-July 24, 2023. For more info, visit navigatorresearch.org.

Biden and Democrats Remain More Trusted on Issues Related to Coronavirus and Health Care

Americans trust Biden and the Democratic Party more than the Republican Party on “ensuring enough people are vaccinated against coronavirus” (net +28 Biden and Democrats overall), “health care” (net +15), and “combating the coronavirus pandemic” (+16).

Below is a list of issues. Please indicate who you trust more to handle each one.



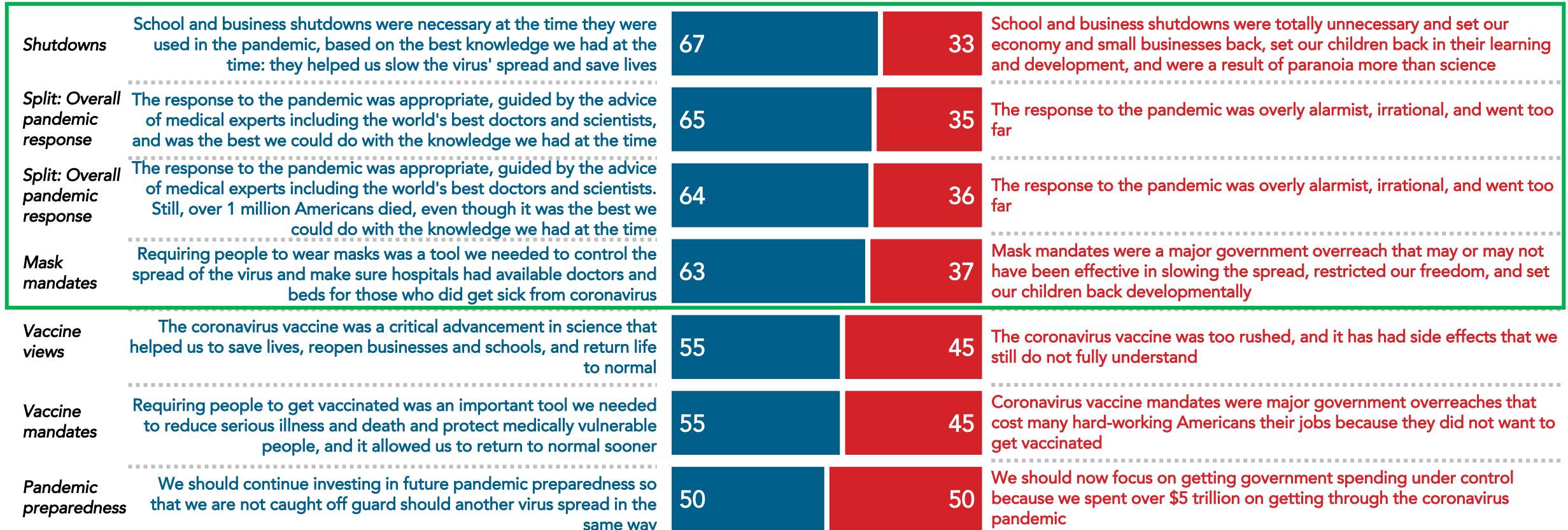
Nationwide survey of 1,000 registered voters conducted July 20-July 24, 2023. For more info, visit navigatorresearch.org.

The Progressive Vantage Point on a Range of Pandemic Issues Wins Out

Views on shutdowns, the pandemic overall, and mask mandates are most progressive overall; Americans have more mixed views on the coronavirus vaccine (including mandates) as well as investing in future pandemic preparedness.

←PROGRESSIVE

CONSERVATIVE →

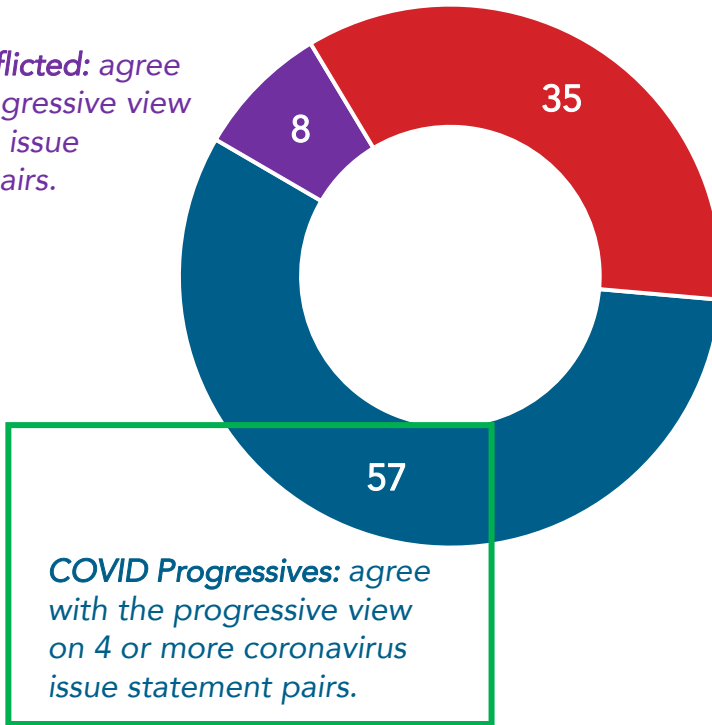


Nationwide survey of 1,000 registered voters conducted July 20-July 24, 2023.
For more info, visit navigatorresearch.org.

Nearly Three in Five Americans Hold More Progressive Views on the Pandemic Across Issues

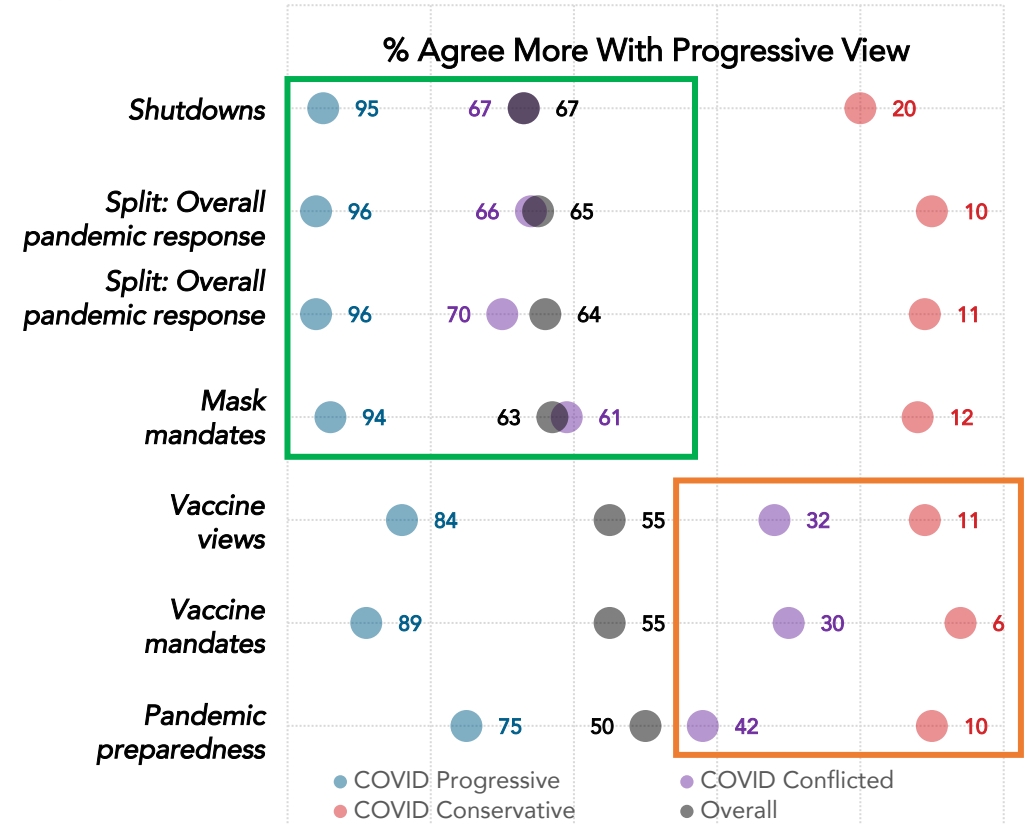
Majorities of COVID-conflicted Americans side with progressive views on shutdowns, the overall pandemic response, and mask mandates, while fewer agree with progressive statements on investing in future pandemic preparedness and vaccines.

COVID Conflicted: agree with the progressive view on 3 COVID issue statement pairs.



COVID Conservatives: agree with the progressive view on 2 or fewer COVID issue statement pairs.

COVID Progressives: agree with the progressive view on 4 or more coronavirus issue statement pairs.



← PROGRESSIVE

CONSERVATIVE →

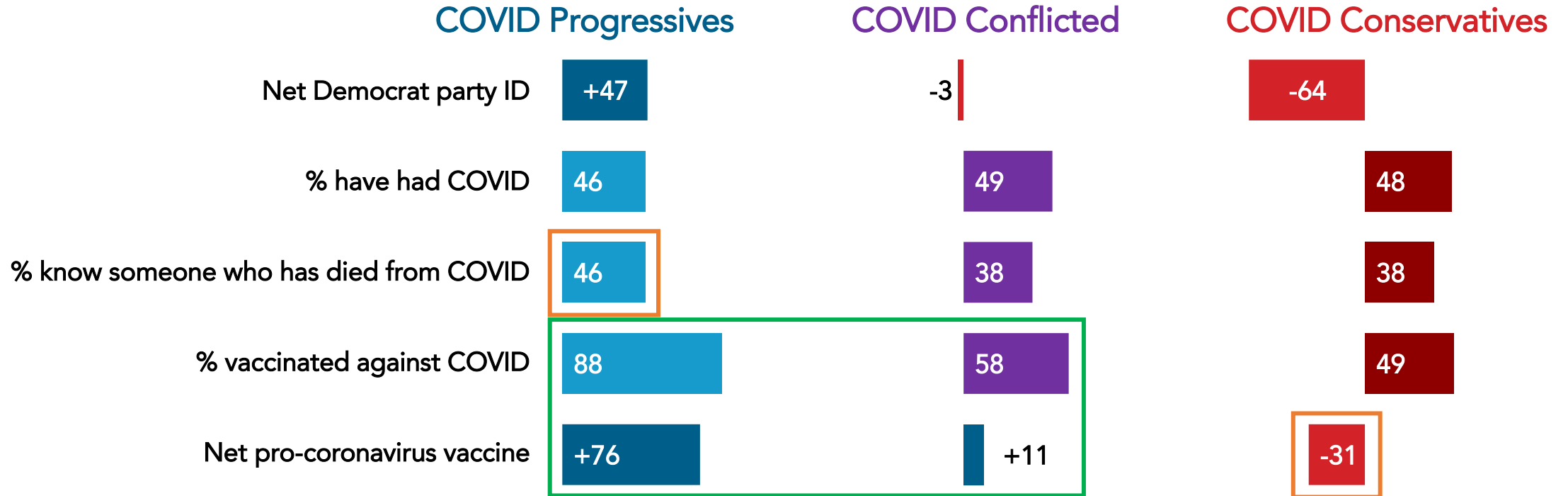
navigator*

Nationwide survey of 1,000 registered voters conducted July 20-July 24, 2023. For more info, visit navigatorresearch.org.

Contrasts in Experience, Perspective Emerge Across COVID Segmentation

While roughly equal shares of each group have had coronavirus, those progressive on the pandemic are most likely to know someone who has died from coronavirus complications (46%, versus 38% each among COVID conflicted and COVID conservatives) and are more likely to be vaccinated against coronavirus (88%, versus 58% of COVID conflicted and 49% of COVID conservatives).

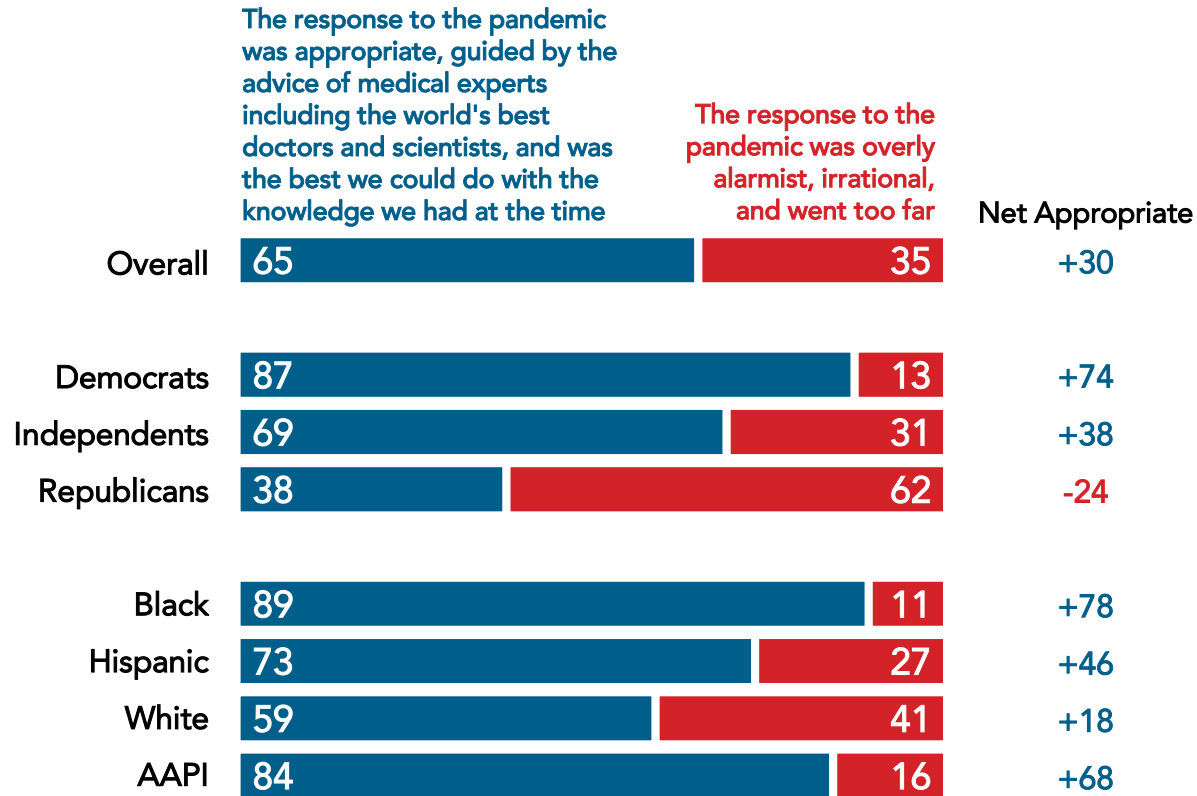
- COVID progressives are net +76 pro-coronavirus vaccine, compared to net +11 COVID conflicted and net -31 COVID conservatives.



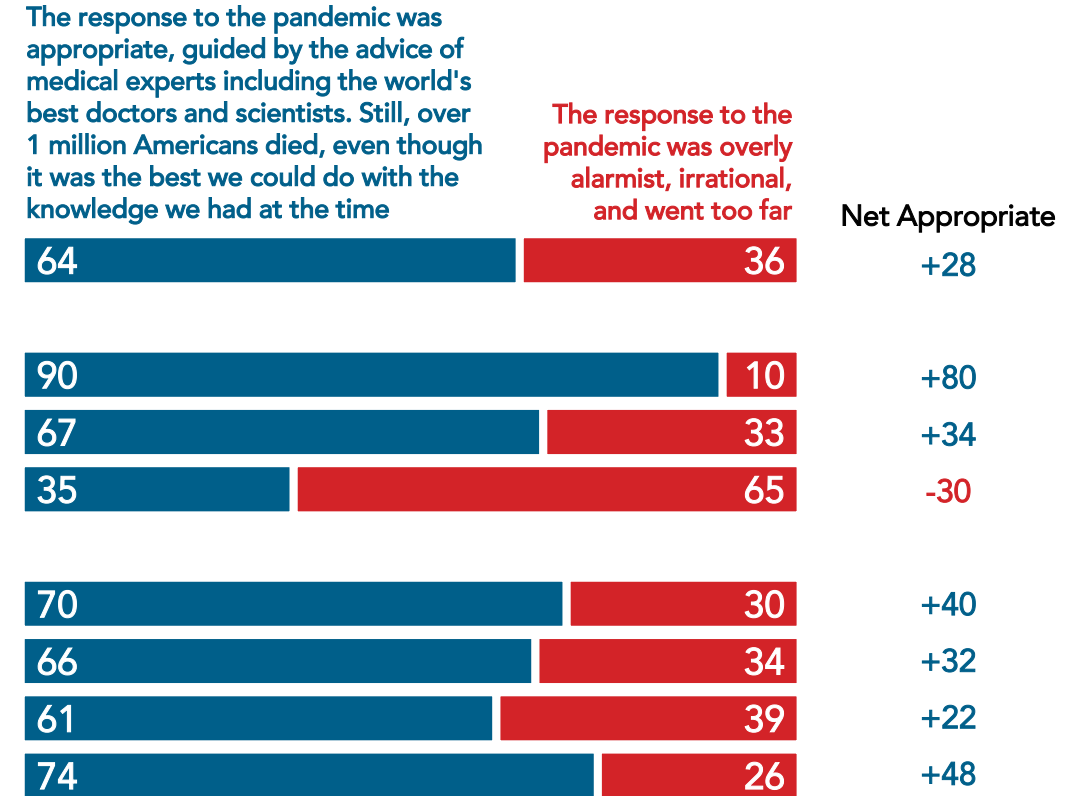
Americans Feel the Response to the Pandemic Overall Was Appropriate

At least two in three independents agree more that the response to the pandemic was appropriate in both tests.

(Split sample) Which side do you agree with more?



(Split sample) Which side do you agree with more?

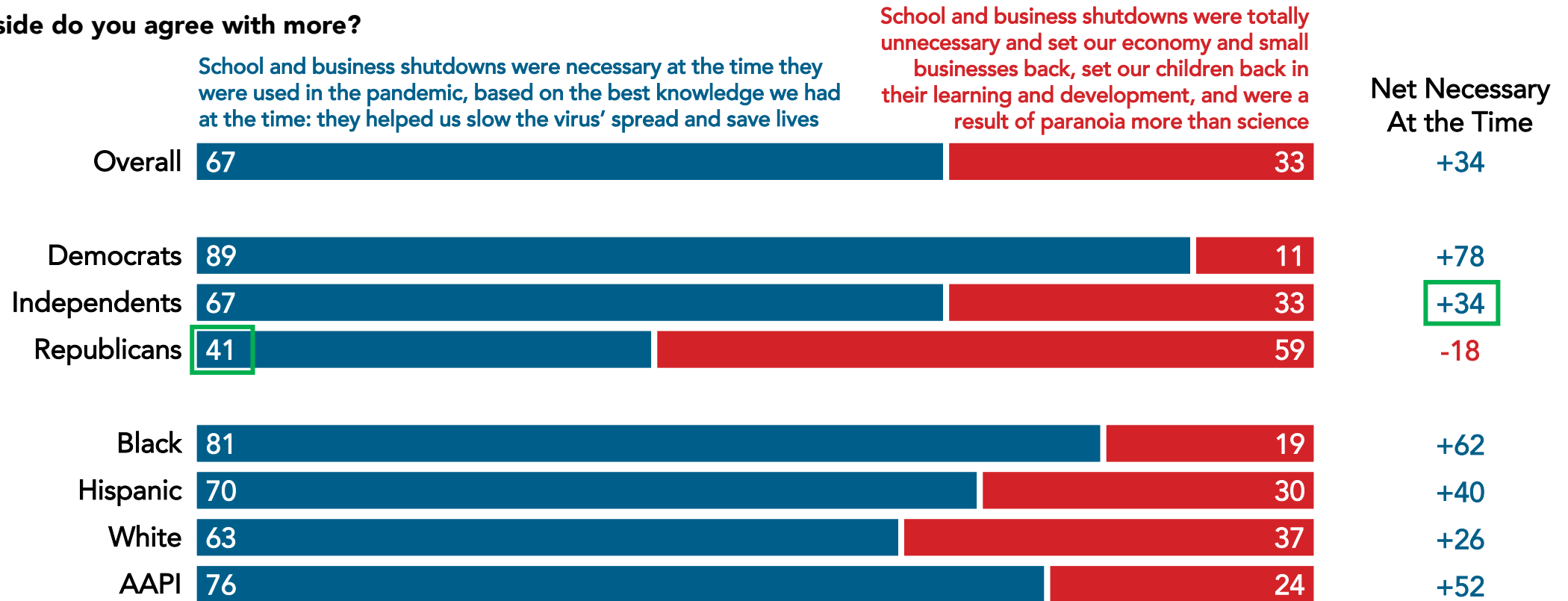


Nationwide survey of 1,000 registered voters conducted July 20-July 24, 2023. For more info, visit navigatorresearch.org.

School and Business Shutdowns Are Seen As Having Been Necessary By Two in Three Americans

Two in three independents (67%) and four in ten Republicans (41%) agree that shutdowns “were necessary at the time they were used in the pandemic, based on the best knowledge we had at the time.”

Which side do you agree with more?



Nationwide survey of 1,000 registered voters conducted July 20-July 24, 2023. For more info, visit navigatorresearch.org.

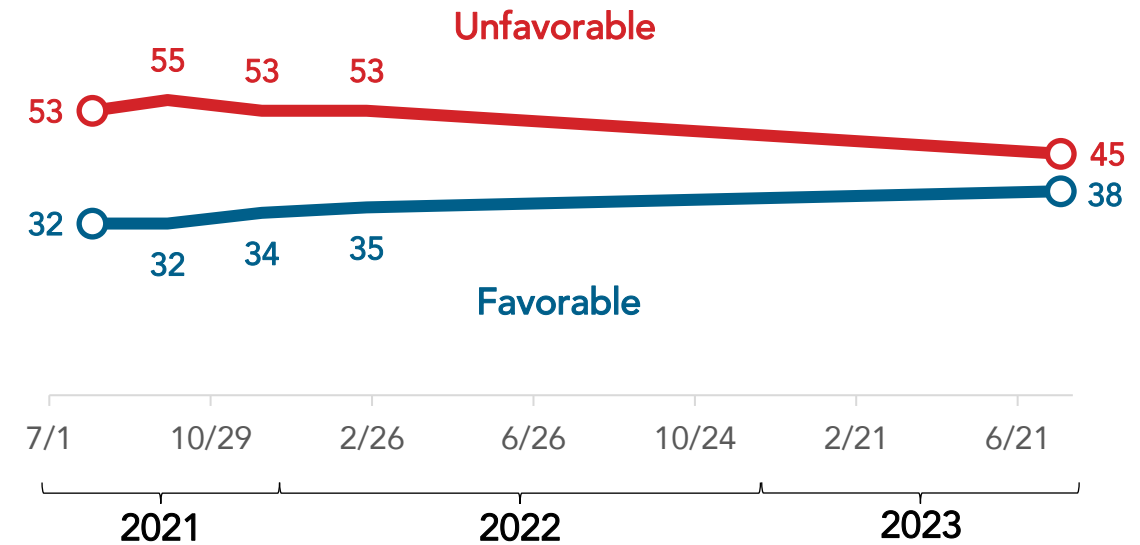
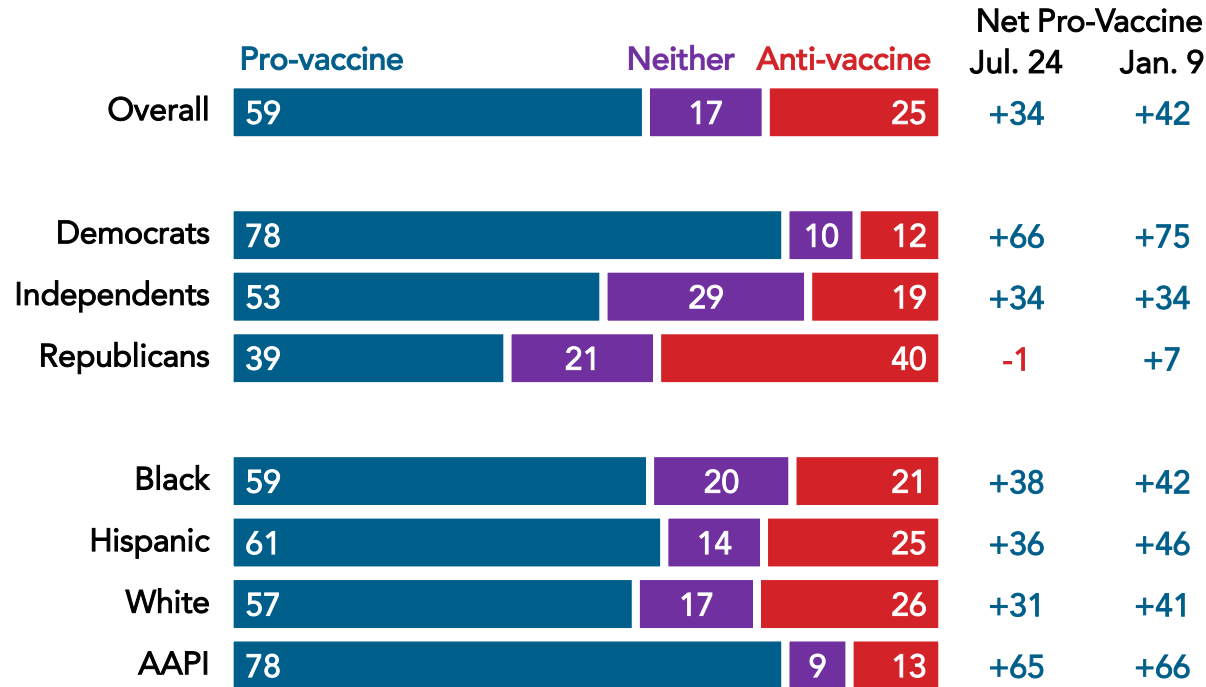
A Declining Share of Americans Are Pro-Vaccine

Though majorities still say they are pro-coronavirus vaccine (59%, net +34 pro-vaccine), the figure is down somewhat from early January (net +42).

- In August of 2021, unvaccinated adults were at net -21 favorable among Americans overall; now, they are at just net -7.

And generally speaking, when it comes to the coronavirus vaccine, would you say you are...

Please indicate how favorable or unfavorable you are to: Adults who have not received a coronavirus vaccine.



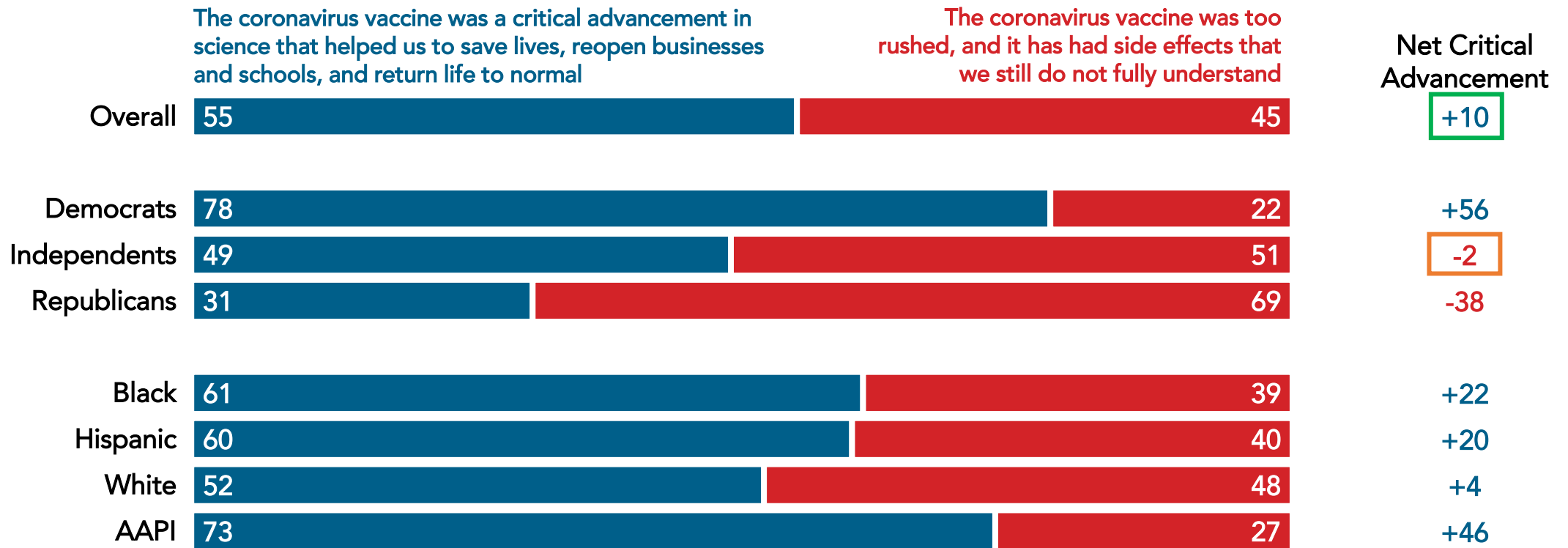
Nationwide surveys of registered voters; Each wave represents approximately 1,000 interviews taken over the prior three-five days. Latest wave conducted July 20-July 24, 2023. For more info, visit navigatorresearch.org.

Just Over Half Say the Vaccine Was a Critical Advancement, While Two in Five Say It Was Rushed

A slim majority agree that the vaccine was a critical advancement that helped us save lives and return life to normal (net +10).

- However, about half of independents feel that it was rushed (net -2 critical advancement).

Which side do you agree with more?

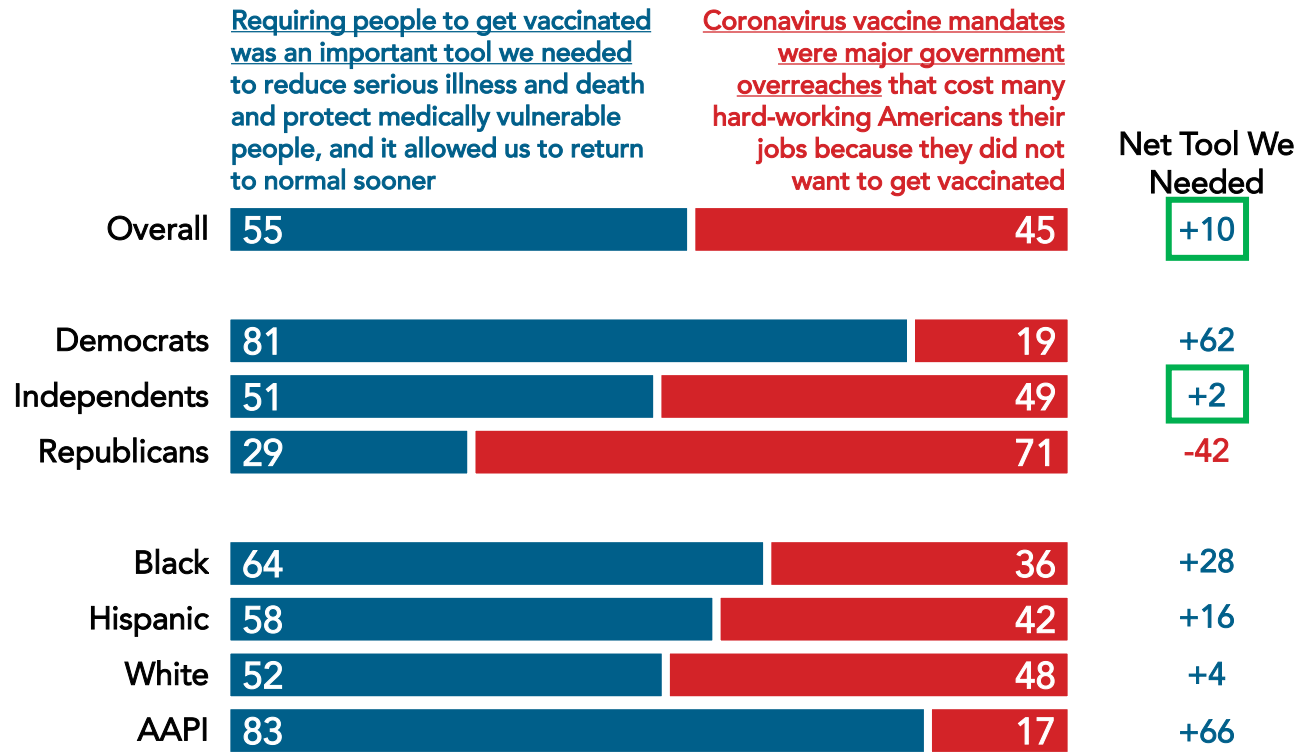


Nationwide survey of 1,000 registered voters conducted July 20-July 24, 2023.
For more info, visit navigatorresearch.org.

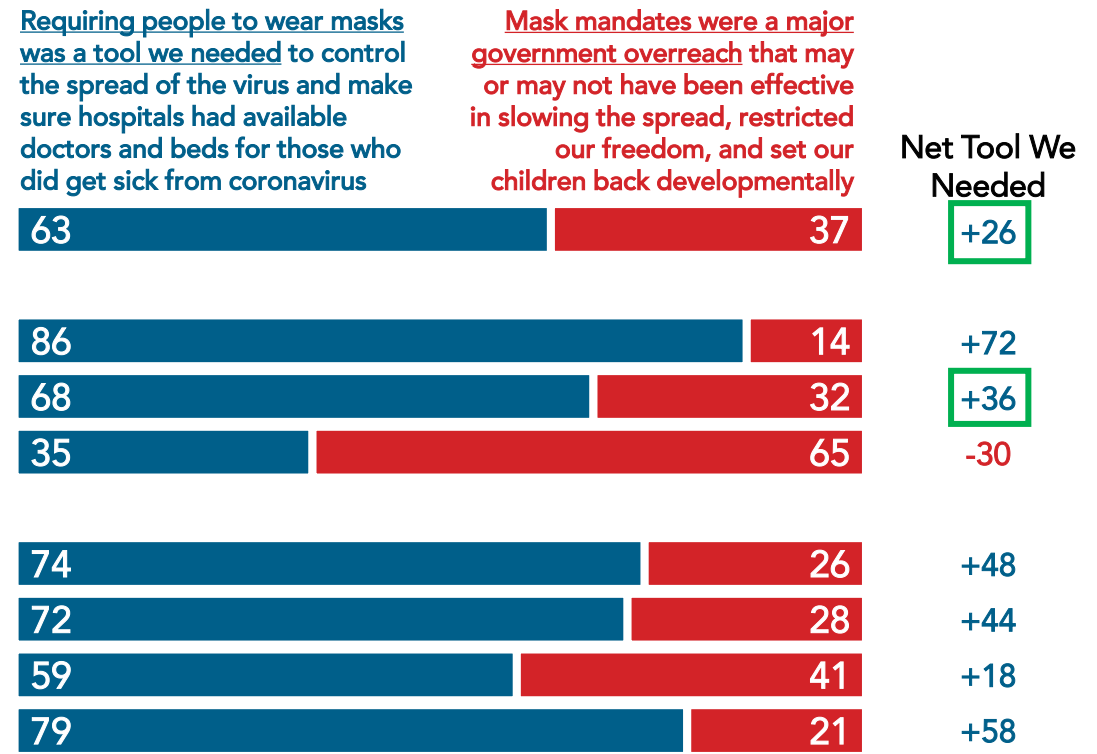
Vaccine Mandates More Divisive Than Mask Mandates

Arguing that “requiring people to wear masks was a tool we needed” to fight coronavirus (net +26 agree) is more effective than a similar argument about vaccine requirements (net +10 agree); this is especially true among independents (net +36 agree with mask mandates, while only net +2 agree with vaccine mandates).

Which side do you agree with more?



Which side do you agree with more?

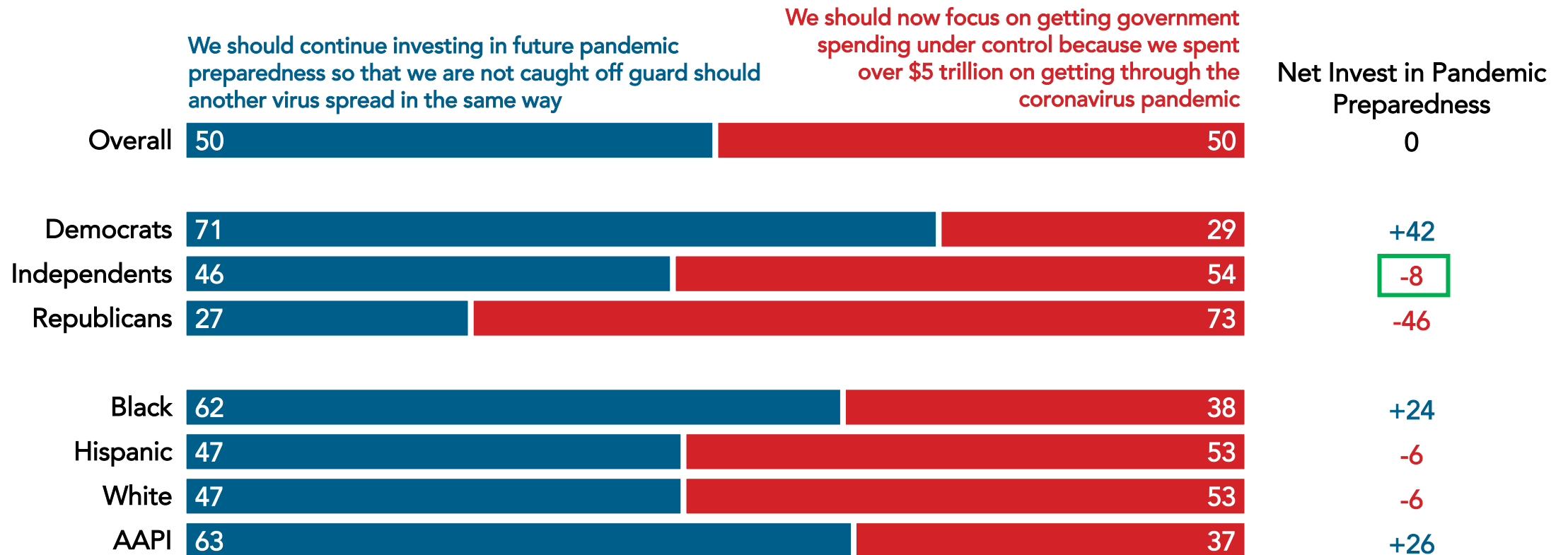


Nationwide survey of 1,000 registered voters conducted July 20-July 24, 2023. For more info, visit navigatorresearch.org.

Americans Are Divided on Spending for Future Pandemics

A slight majority of independents say that “we should now focus on getting government spending under control” (54%) rather than “continue investing in future pandemic preparedness” (46%).

Which side do you agree with more?



Nationwide survey of 1,000 registered voters conducted July 20-July 24, 2023.
For more info, visit navigatorresearch.org.

navigator*

About Navigator

In a world where the news cycle is the length of a tweet, our leaders often lack the real-time public-sentiment analysis to shape the best approaches to talking about the issues that matter the most. Navigator is designed to act as a consistent, flexible, responsive tool to inform policy debates by conducting research and reliable guidance to inform allies, elected leaders, and the press. Navigator is a project led by pollsters from Global Strategy Group and GBAO along with an advisory committee, including: Jessica Floyd, The Hub Project; Christina Reynolds, EMILY's List; Mike Podhorzer, AFL-CIO; Jesse Ferguson, progressive strategist; Navin Nayak, Center for American Progress Action Fund; Stephanie Valencia, EquisLabs; and Melanie Newman, Planned Parenthood Action Fund.

About the Study

Global Strategy Group conducted public opinion surveys among a sample of 1,000 registered voters from July 20-July 24, 2023. 99 additional interviews were conducted among Hispanic voters. 67 additional interviews were conducted among Asian American and Pacific Islander voters. 104 additional interviews were conducted among African American voters. 107 additional interviews were conducted among independent voters. The survey was conducted online, recruiting respondents from an opt-in online panel vendor. Respondents were verified against a voter file and special care was taken to ensure the demographic composition of our sample matched that of the national registered voter population across a variety of demographic variables.

For Press inquiries contact:

press@navigatorresearch.org

To learn more about Navigator:

<http://navigatorresearch.org>

@NavigatorSurvey on Twitter