

navigator*

Thursday, August 17th

Abortion: A Guide for
Advocates



Key Takeaways:

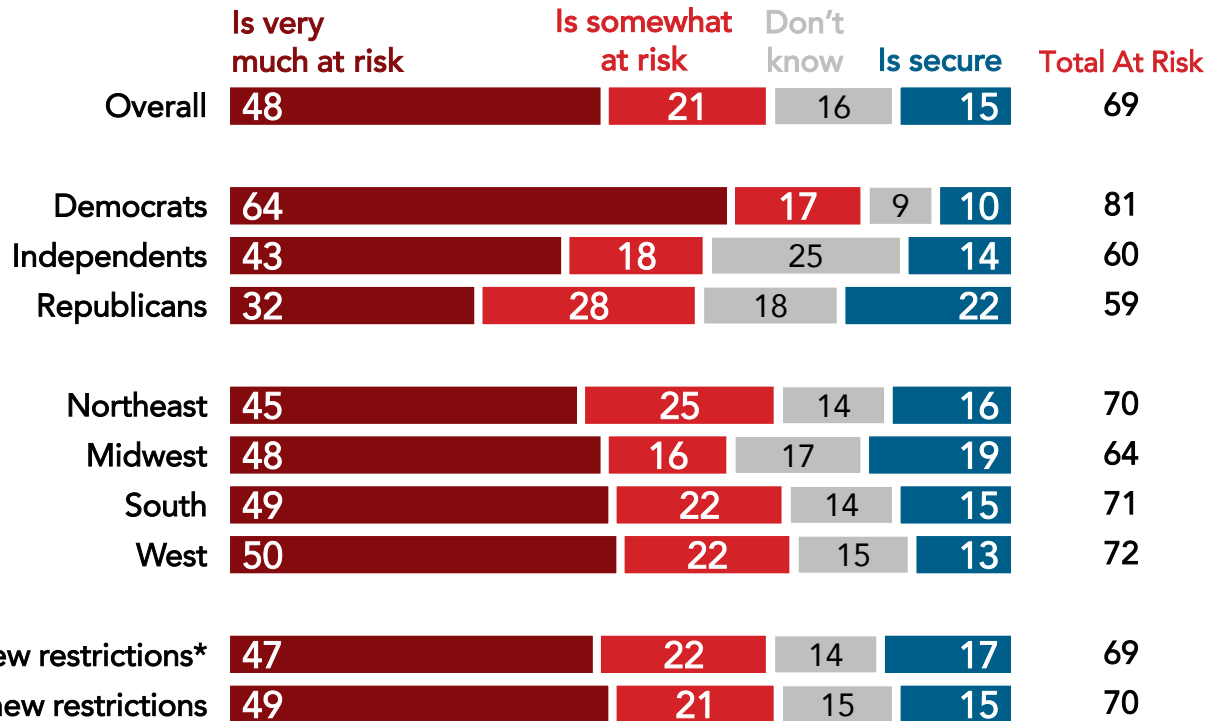
- Abortion access is seen as more at risk at the national level than the state level, with the exception of those who live in states with new restrictions on abortion access since the *Dobbs* decision.
- More than two in three Americans oppose criminally prosecuting patients who receive abortions and doctors who perform them.
- Nearly two in three say it is likely that if Republicans win control of the White House and Congress, they will pass a nationwide abortion ban; such a ban is opposed by almost seven in ten Americans.

Abortion Access Seen As More in Peril Nationwide Than in Specific States, Except for Those in States With New Restrictions

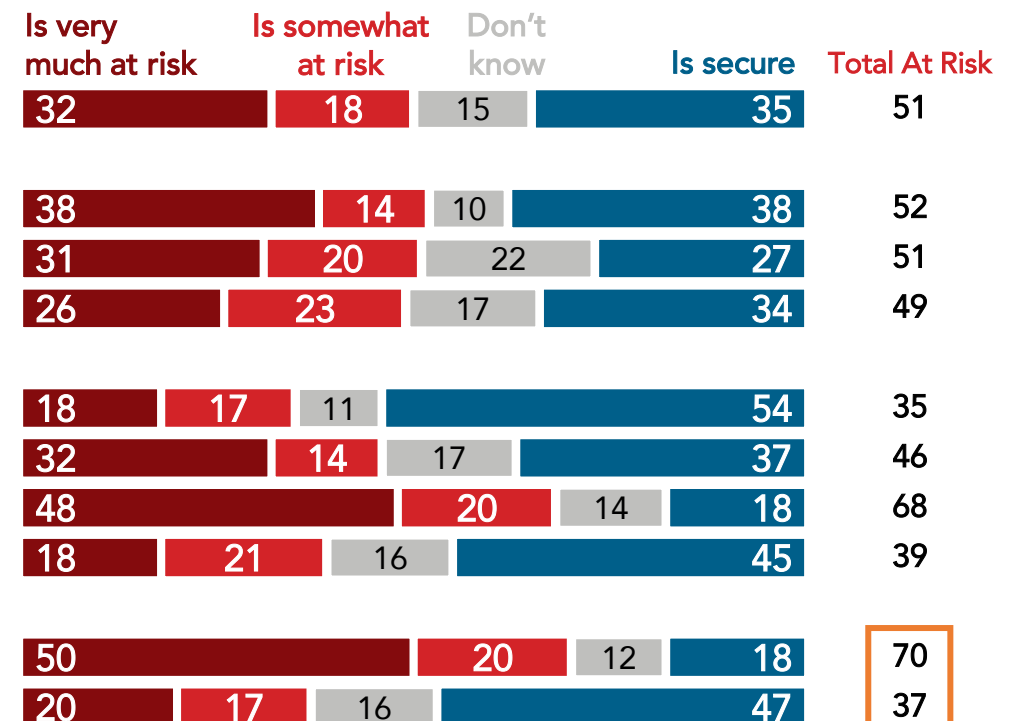
Nearly seven in ten (69%) say the right to an abortion is at risk nationwide, compared to about half (51%) who say it is at risk in their state.

- Those who live in a state that has increased abortion restrictions post-*Dobbs* are much more likely to say the right to an abortion is at risk in their state (70%, vs. 37% among those who live in states that have not increased restrictions since *Roe* was overturned).

What is your impression: the right to an abortion in our country...



What is your impression: the right to an abortion in [STATE]...



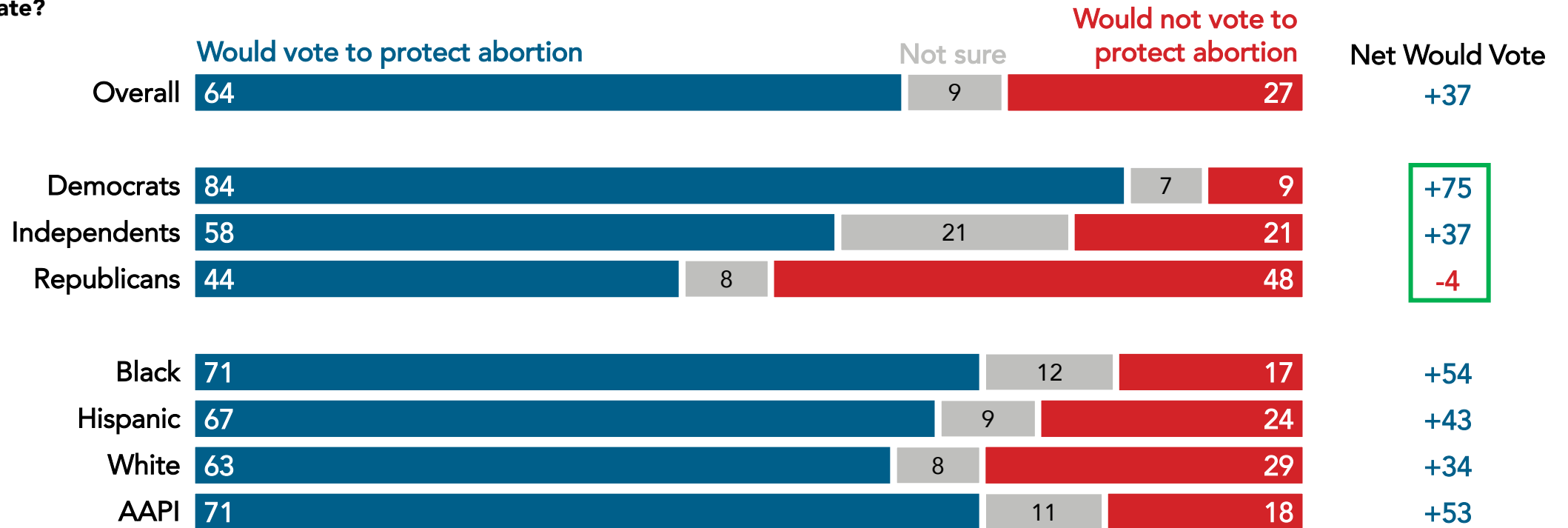
*"New restrictions" includes respondents who live in states that have increased abortion restrictions post-*Dobbs*. Nationwide survey of 1,000 registered voters conducted August 3-August 7, 2023. For more info, visit navigatorresearch.org.

Nearly Two in Three Americans Would Vote to Protect Abortion in Their State Constitution

Majorities say they would vote to protect the right to an abortion at the state level, with large majorities of Democrats (net +75 would) and independents (net +37) indicating they would vote in favor of protecting abortion rights.

- Republicans are split: 44% would vote to protect abortion rights, while 48% would not.

If [STATE] held a vote on whether to protect the legal right to an abortion in the [STATE] constitution, would you vote to protect abortion rights in your state?



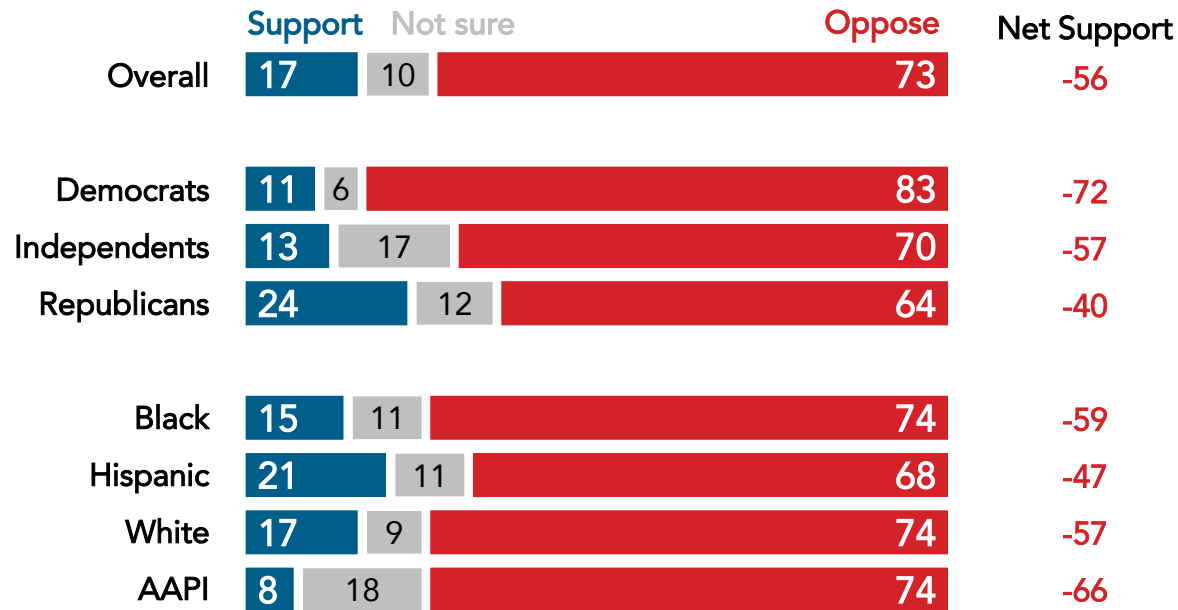
Nationwide survey of 1,000 registered voters conducted August 3-August 7, 2023. For more info, visit navigatorresearch.org.

Prosecuting Patients Who Receive Abortions and Doctors Who Facilitate Them Are Both Deeply Unpopular

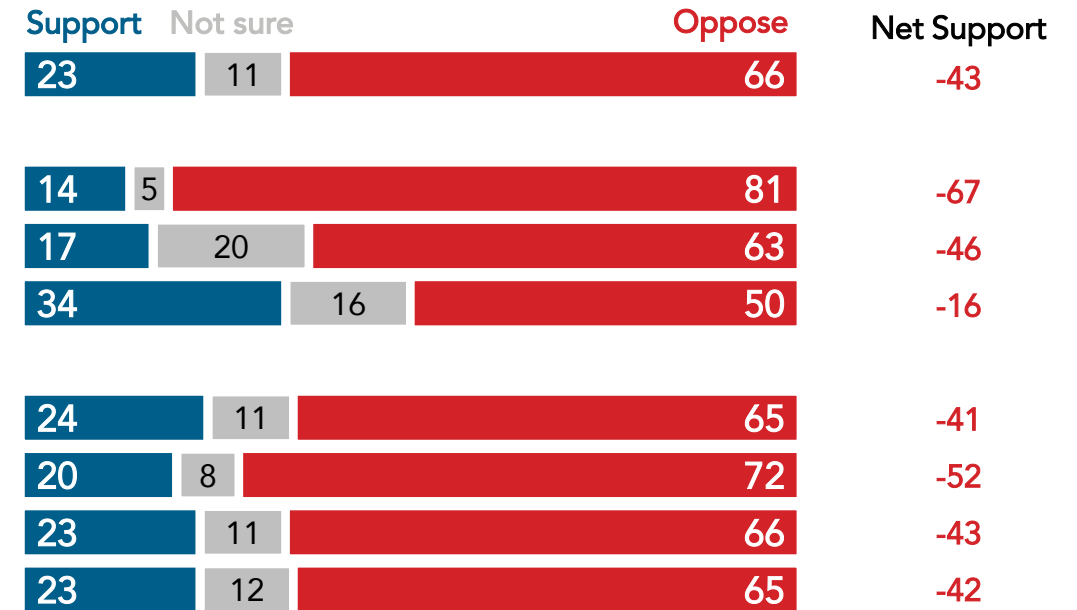
Prosecuting patients who receive abortions is even more unpopular (net -56 support) than prosecuting doctors who perform abortions (net -43), but both are deeply unpopular across party and racial lines.

- Seven in ten independents (70%) and nearly two in three Republicans (64%) oppose criminally prosecuting patients.

(Split sample) Do you support or oppose criminally prosecuting patients who receive abortions?



(Split sample) Do you support or oppose criminally prosecuting doctors who perform abortions?



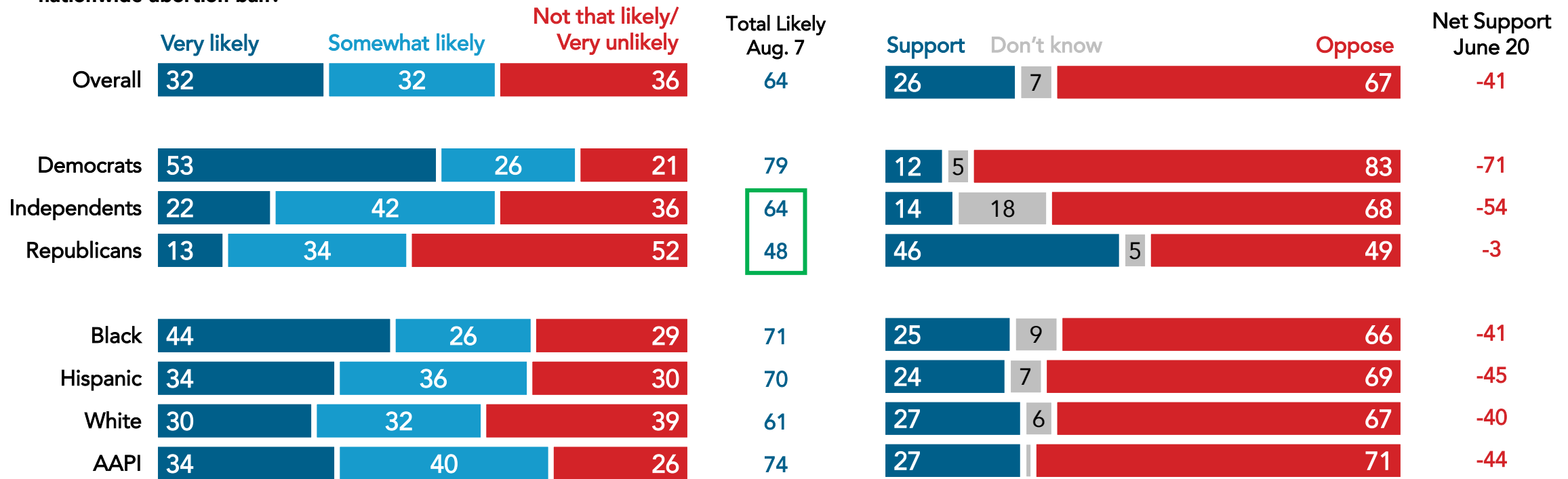
Nationwide survey of 1,000 registered voters conducted August 3-August 7, 2023. For more info, visit navigatorresearch.org.

Two in Three Say Republicans Will Try to Pass a Nationwide Abortion Ban – a Deeply Unpopular Policy

A majority of Americans (64%) believe that it is likely that, if Republicans win control of government, they will pass a nationwide abortion ban, though just 32% say it is “very likely.” Two in three (67%) oppose such a ban.

August 7th, 2023: Thinking ahead to 2024, if Republicans win control of the White House and Congress, how likely do you think it is that they would pass a nationwide abortion ban?

June 20th, 2023: Do you support or oppose a nationwide ban on abortion?

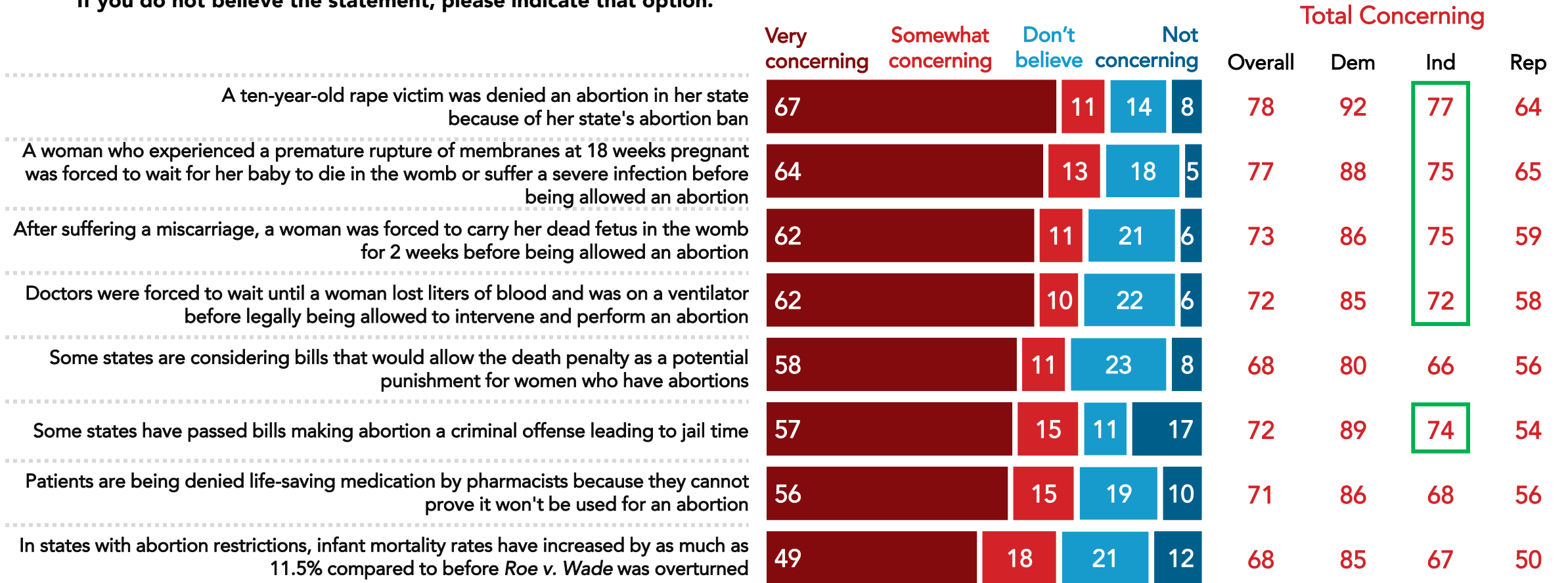


Nationwide surveys of registered voters; Each wave represents approximately 1,000 interviews taken over the prior three-five days. Latest wave conducted August 3-August 7, 2023. For more info, visit navigatorresearch.org.

Most Concerning Post-Roe Outcomes Focus on Women's Health

At least two in three independents find each statement tested concerning.

Below are some outcomes that have occurred since the Supreme Court overturned *Roe v. Wade*. For each, please indicate how concerning you find it. If you do not believe the statement, please indicate that option.

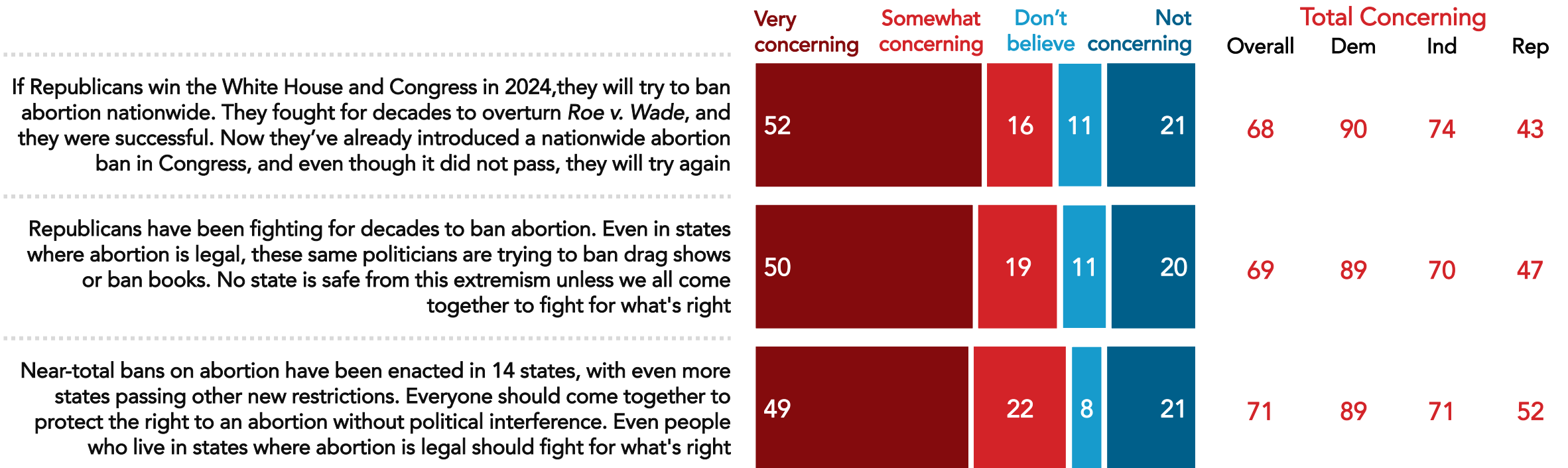


Nationwide survey of 1,000 registered voters conducted August 3-August 7, 2023. For more info, visit navigatorresearch.org.

A Range of Statements Around Abortion Access Are Deeply Concerning to Americans

Majorities of Americans find statements about Republicans trying to pass a nationwide abortion ban, fighting for a range of extremist policies including abortion bans and book bans, and passing near-total bans in 14 states concerning.

Below are some statements about abortion access in the United States. Please indicate how concerning you find each one – if you do not find the statement concerning or do not believe the statement, please indicate that option.



Nationwide survey of 1,000 registered voters conducted August 3-August 7, 2023. For more info, visit navigatorresearch.org.

navigator*

About Navigator

In a world where the news cycle is the length of a tweet, our leaders often lack the real-time public-sentiment analysis to shape the best approaches to talking about the issues that matter the most. Navigator is designed to act as a consistent, flexible, responsive tool to inform policy debates by conducting research and reliable guidance to inform allies, elected leaders, and the press. Navigator is a project led by pollsters from Global Strategy Group and GBAO along with an advisory committee, including: Jessica Floyd, The Hub Project; Christina Reynolds, EMILY's List; Mike Podhorzer, AFL-CIO; Jesse Ferguson, progressive strategist; Navin Nayak, Center for American Progress Action Fund; Stephanie Valencia, EquisLabs; and Melanie Newman, Planned Parenthood Action Fund.

About the Study

Global Strategy Group conducted public opinion surveys among a sample of 1,000 registered voters from August 3-August 7, 2023. 101 additional interviews were conducted among Hispanic voters. 73 additional interviews were conducted among Asian American and Pacific Islander voters. 100 additional interviews were conducted among African American voters. 105 additional interviews were conducted among independent voters. The survey was conducted online, recruiting respondents from an opt-in online panel vendor. Respondents were verified against a voter file and special care was taken to ensure the demographic composition of our sample matched that of the national registered voter population across a variety of demographic variables.

For Press inquiries contact:

press@navigatorresearch.org

To learn more about Navigator:

<http://navigatorresearch.org>

@NavigatorSurvey on Twitter