

navigator*

Friday, September 15th

Government Shutdown:
A Guide for Advocates



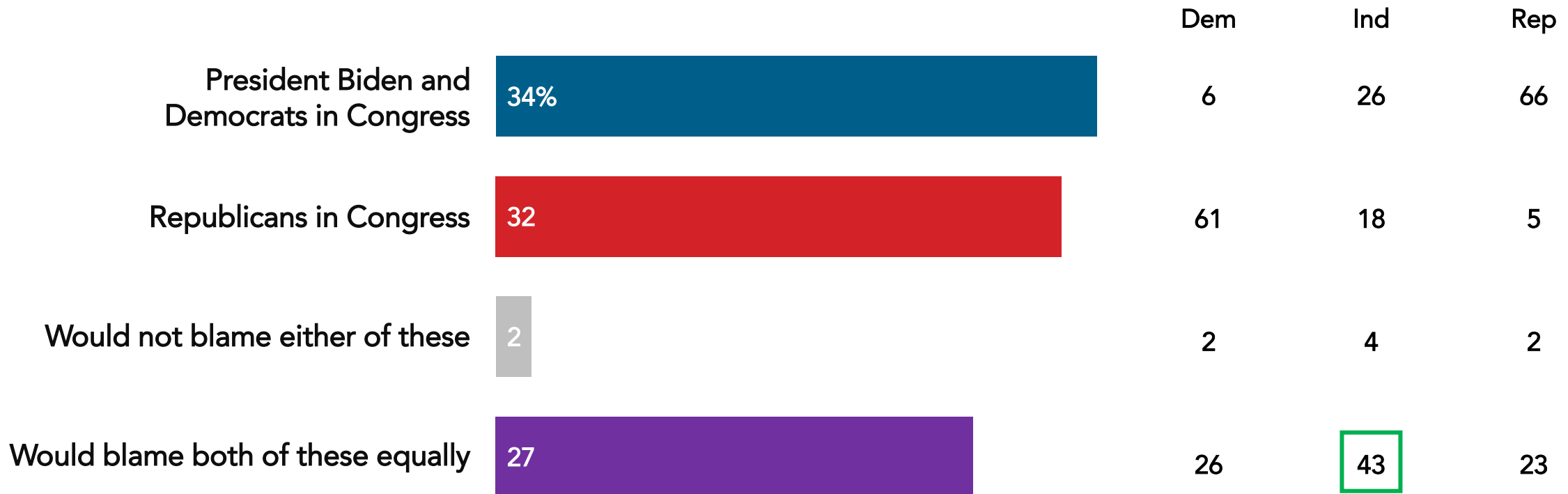
Key Takeaways:

- A growing share report hearing about a potential government shutdown, while Americans are divided on whom they would blame most if one occurs; independents, moderates, and those unfavorable to Biden and Trump are most likely to say they would blame both parties equally.
- Nearly four in five Americans – including large majorities across party lines – say a government shutdown would hurt the economy.
- Americans are overwhelmingly opposed to Republicans' proposed cuts to the Social Security administration, nutrition assistance, K-12 education, protections for clean drinking water, and life-saving medical research.
- The strongest messages against Republicans on a government shutdown are ones that focus on them wanting to make cuts to investments and making costs higher for already struggling working families.

At the Outset, One in Three Would Blame Both Parties for a Shutdown Including a Plurality of Independents

A plurality (43%) of independents say they would blame both Biden and Democrats in Congress as well as Republicans in Congress equally for a government shutdown.

If the government were to shut down this fall, who would you blame most?

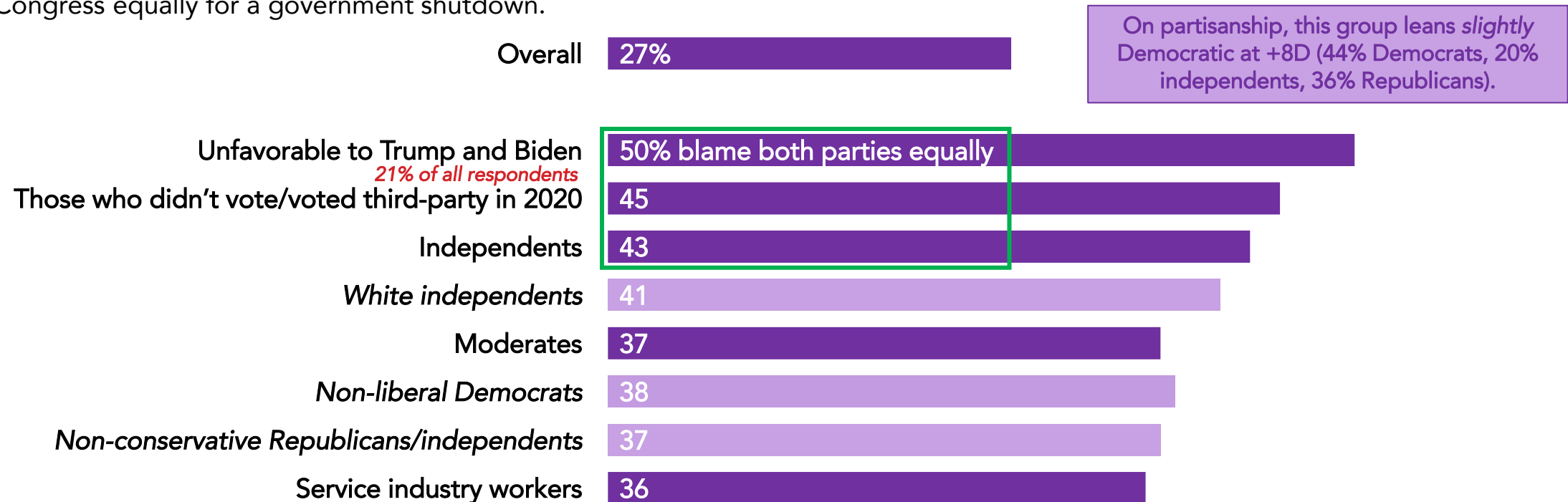


Nationwide survey of 1,000 registered voters conducted September 7-September 11, 2023.
For more info, visit navigatorresearch.org.

Independents, Moderates, Those Unfavorable to Biden and Trump Most Likely to Blame Both Parties for a Shutdown

Fully half (50%) of Americans who view both Biden and Trump unfavorably say they would blame both parties equally for a government shutdown, while nearly as many 2020 non-voters/third-party voters (45%) and independents (43%) say the same.

Blame Both Parties Equally: Respondents who indicate they would blame both Biden and Democrats in Congress and Republicans in Congress equally for a government shutdown.

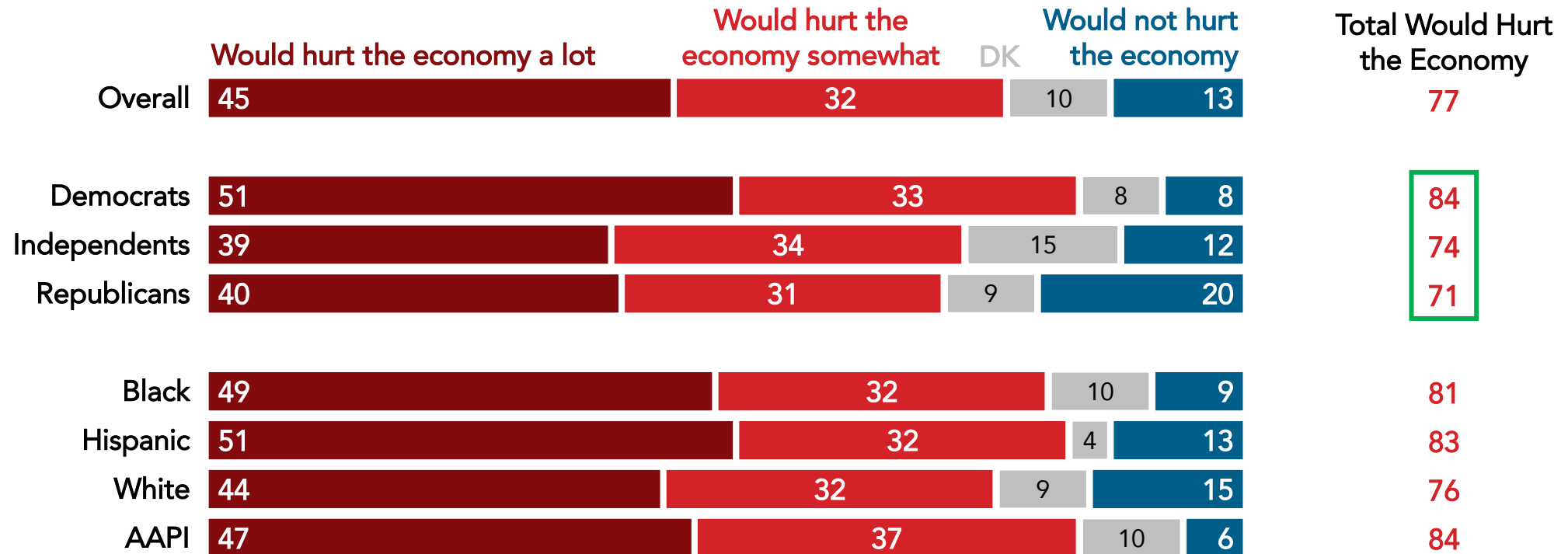


Nationwide survey of 1,000 registered voters conducted September 7-September 11, 2023.
For more info, visit navigatorresearch.org.

Americans Broadly Recognize the Harm a Government Shutdown Would Do to the Economy

Large majorities across partisan and racial groups say a government shutdown would hurt the economy “a lot” or “somewhat,” including more than four in five Democrats (84%) and more than seven in ten independents (74%) and Republicans (71%).

Regardless of how much you have heard about a potential government shutdown this fall, how much do you think a shutdown would hurt the economy, if at all?

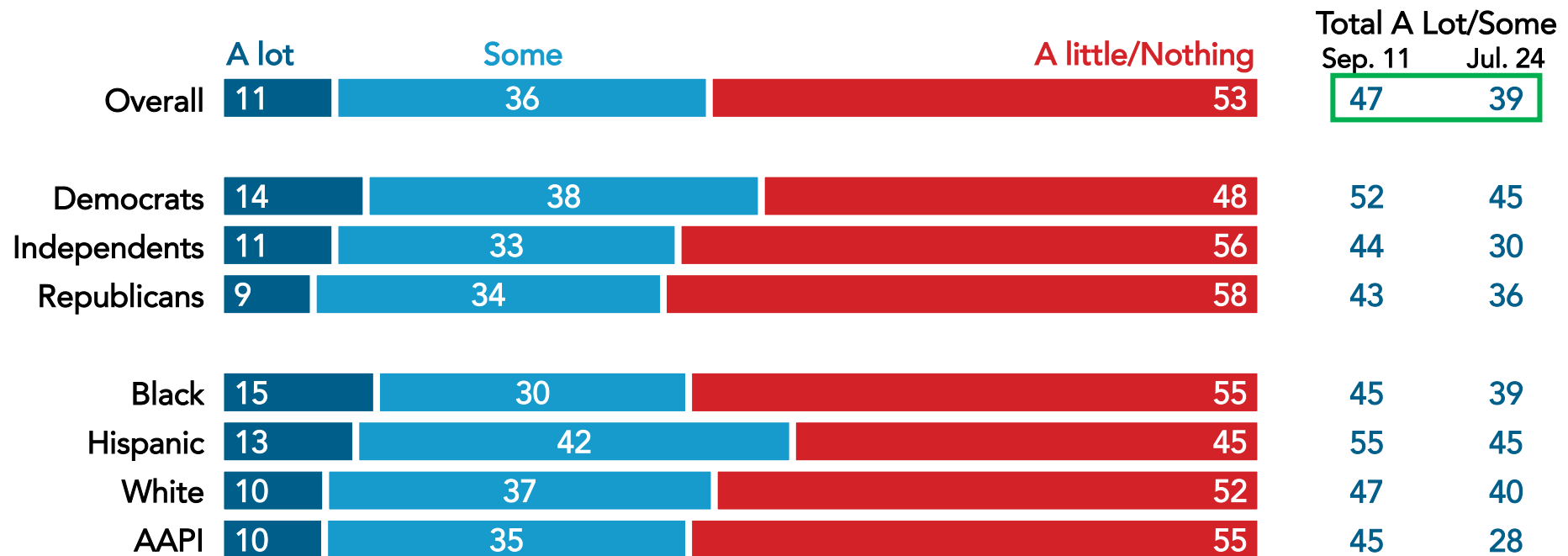


Nationwide survey of 1,000 registered voters conducted September 7-September 11, 2023. For more info, visit navigatorresearch.org.

While Awareness of a Potential Shutdown Remains Low, More Are Reporting Hearing About It Now Than Did in July

While the share of Americans who report hearing “a lot” or “some” about a potential government shutdown has increased by 8 points since late July (from 39% to 47%), it still falls well short of the share who have heard about other events in Navigator tracking, including the Chinese surveillance balloon being shot down in February (78%) or the collapse of Silicon Valley Bank in March of this year (59%).

How much have you seen, read, or heard about a potential government shutdown this fall if Congress cannot pass their annual spending bills?



Nationwide surveys of registered voters; Each wave represents approximately 1,000 interviews taken over the prior three-five days. Latest wave conducted September 7-September 11, 2023. For more info, visit navigatorresearch.org.

Most Concerning GOP Cuts: Social Security, Nutrition Assistance, Education, Clean Water, and Medical Research Funding

Below is a list of some cuts Republicans have proposed in order to avoid a government shutdown. Please indicate whether you support or oppose each one.

Cuts to...	Support		Not sure	Somewhat oppose	Strongly oppose	Overall	Total Oppose			Blame Both*
	Dem	Ind					Rep			
...the Social Security Administration , which could double wait times for those applying for disability benefits	14	9	22		54	77	88	74	66	77
... nutrition assistance for children & vulnerable families , taking food out of the mouths of women & children	15	9	20		56	76	90	73	61	80
... K-12 education , impacting 26 million students and forcing cuts of over 200,000 teachers, aides, and other school professionals	17	8	18		57	75	88	75	62	80
...funding to provide safe and clean drinking water and to protect children from lead poisoning	16	9	19		56	75	87	74	62	79
... investments in life-saving medical research for children, cancer patients, and maternal health	14	11	23		51	75	87	70	63	79
... housing assistance programs for low-income families , opening the door to evictions during the holiday season	20	8	23		49	72	88	71	56	78
...funding for local and federal law enforcement , including the FBI, and programs to protect children from violence and find missing children	20	10	22		48	70	80	63	61	72
... loan support for over 100,000 farmers impacted by the pandemic and cuts to funding for rural broadband, housing, and economic development	18	12	25		44	70	83	64	57	73
... job training programs for seniors, young people, and adults struggling to find employment	23	10	27		40	67	80	68	53	68
... development grants for preschools that help low-income children have a better start in school	23	10	25		42	67	82	67	51	67
...the federal work study program , which allows low-income students to work their way through college	25	10	26		40	65	82	61	49	67
... election security grants & voter registration programs , making elections less safe & making it harder to vote	22	14	21		43	64	81	56	47	63
...the investigations needed to go after wealthy tax cheats and big corporations who are not paying their fair share in taxes	29	10	17		45	62	78	57	45	58
... grants for family planning clinics , restricting access to abortion medication and reproductive health care	30	9	17		43	60	83	60	36	62
...investments from the Inflation Reduction Act to combat the climate crisis like grants to rural businesses another programs, hurting the environment and raising energy costs for working families	27	14	19		40	59	78	57	39	59

*"Blame both" indicate respondents who would blame both Democrats and Republicans equally for a potential government shutdown on a separate question. Nationwide survey of 1,000 registered voters conducted September 7-September 11, 2023. For more info, visit navigatorresearch.org.



When GOP Argues On Spending/Shutdown, Strongest Response Is Cutting Investments, Raising Costs, & Delaying Social Security

Among independents and Americans who would blame both parties equally for a shutdown*, a message that Democrats oppose spending cuts because they want to increase public investments (net +22 and net +30 more convincing) and one that hits Republicans for spending cuts that will "make working families pay even more" (net +16 and net +28) are strongest.

Which statement do you agree with more?

Statement 1: Republicans who say that government spending is out of control. If Congress can't come to an agreement to cut spending, we need to shut the government down.

Statement 2: Democrats who oppose Republicans' proposed spending cuts because Democrats want to increase, not decrease, public investment in veterans' benefits, healthcare, child care, and education.

Statement 3: Democrats who say Republicans' proposed spending cuts will make working families pay even more for the things they need at a time where the cost of living is already too high.

Statement 4: Democrats who say Republicans' proposed spending cuts to Social Security could double wait times for those applying for disability benefits, hurting seniors in particular.

Statement 1:	41%
Statement 2:	59%
Net Statement 2 Overall:	+18
Independents:	+22
*Blame Both:	+30

Statement 1:	41%
Statement 3:	59%
Net Statement 3 Overall:	+18
Independents:	+16
*Blame Both:	+28

Statement 1:	42%
Statement 4:	58%
Net Statement 4 Overall:	+16
Independents:	+8
*Blame Both:	+22

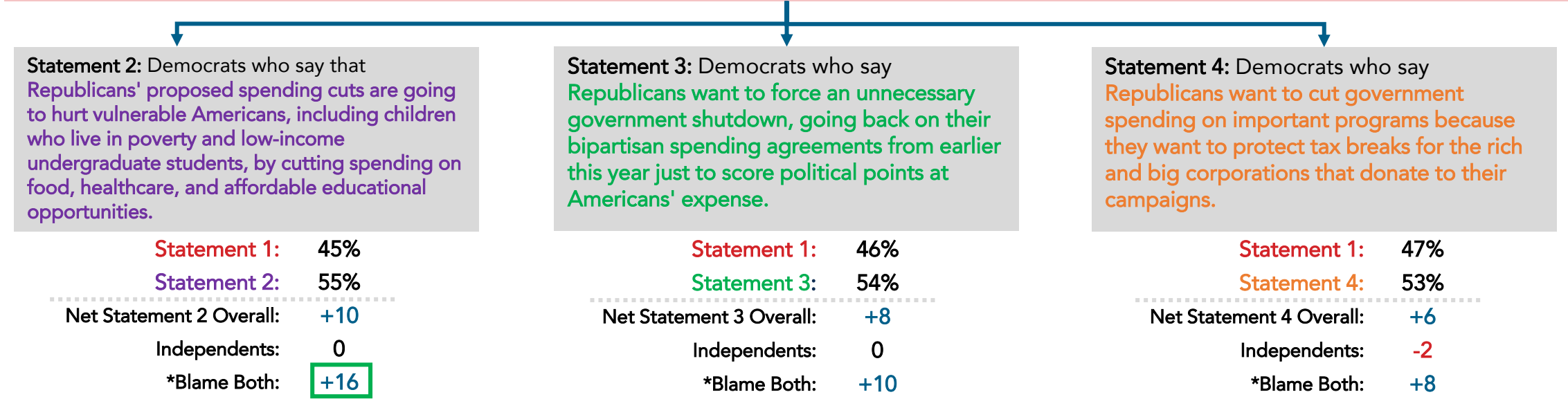
*"Blame both" indicate respondents who would blame both Democrats and Republicans equally for a potential government shutdown on a separate question. Nationwide survey of 1,000 registered voters conducted September 7-September 11, 2023. For more info, visit navigatorresearch.org.

Less Effective Rebuttals Include Harms to Vulnerable People; How GOP Is Trying to Score Political Points and Break Promises

While independents are divided, Americans who would blame both parties equally* find a message that "Republicans' proposed spending cuts are going to hurt vulnerable Americans... by cutting spending on food, healthcare, and affordable educational opportunities" (net +16 more convincing) the most compelling of these three messages.

Which statement do you agree with more?

Statement 1: Republicans who say that government spending is out of control. If Congress can't come to an agreement to cut spending, we need to shut the government down.



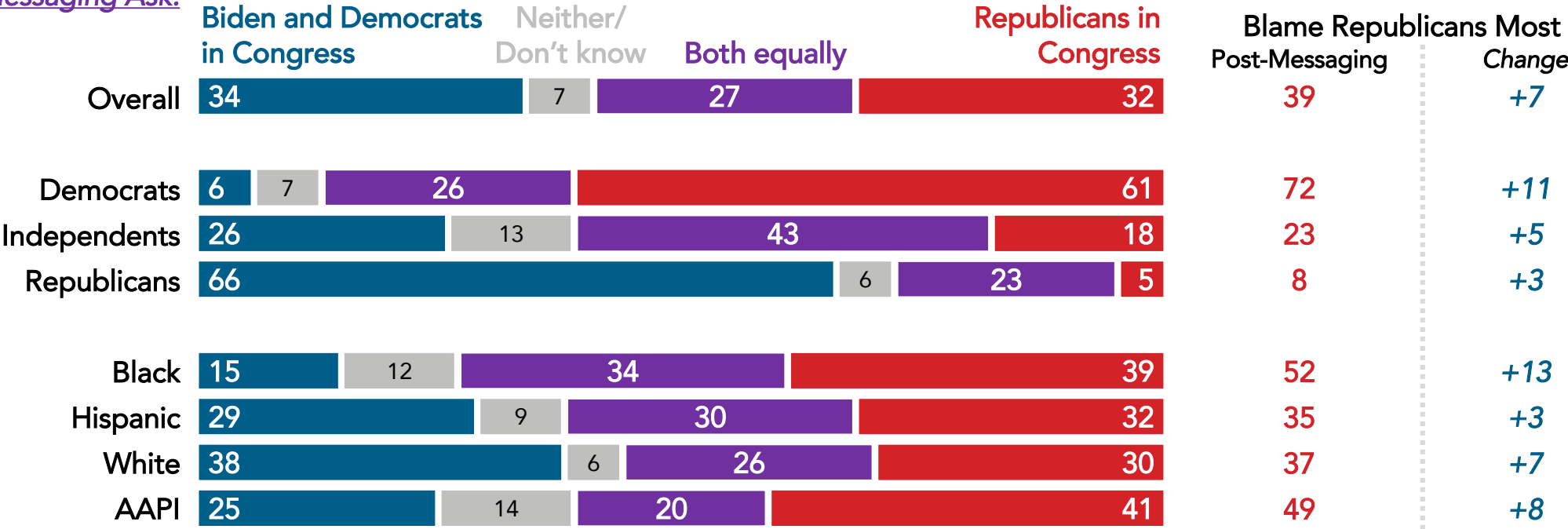
*"Blame both" indicate respondents who would blame both Democrats and Republicans equally for a potential government shutdown on a separate question. Nationwide survey of 1,000 registered voters conducted September 7-September 11, 2023. For more info, visit navigatorresearch.org.

Messaging Around Republicans' Proposed Cuts Moves the Needle Against Them on Blame for a Shutdown

While 32% would blame Republicans in Congress most at the outset, after reading more about Republicans in Congress' proposed spending cuts, 39% say they would blame them most, showing a 13-point increase among Black Americans, an 11-point increase among Democrats, and a 5-point increase among independents.

If the government were to shut down this fall, who would you blame most?

Pre-Messaging Ask:



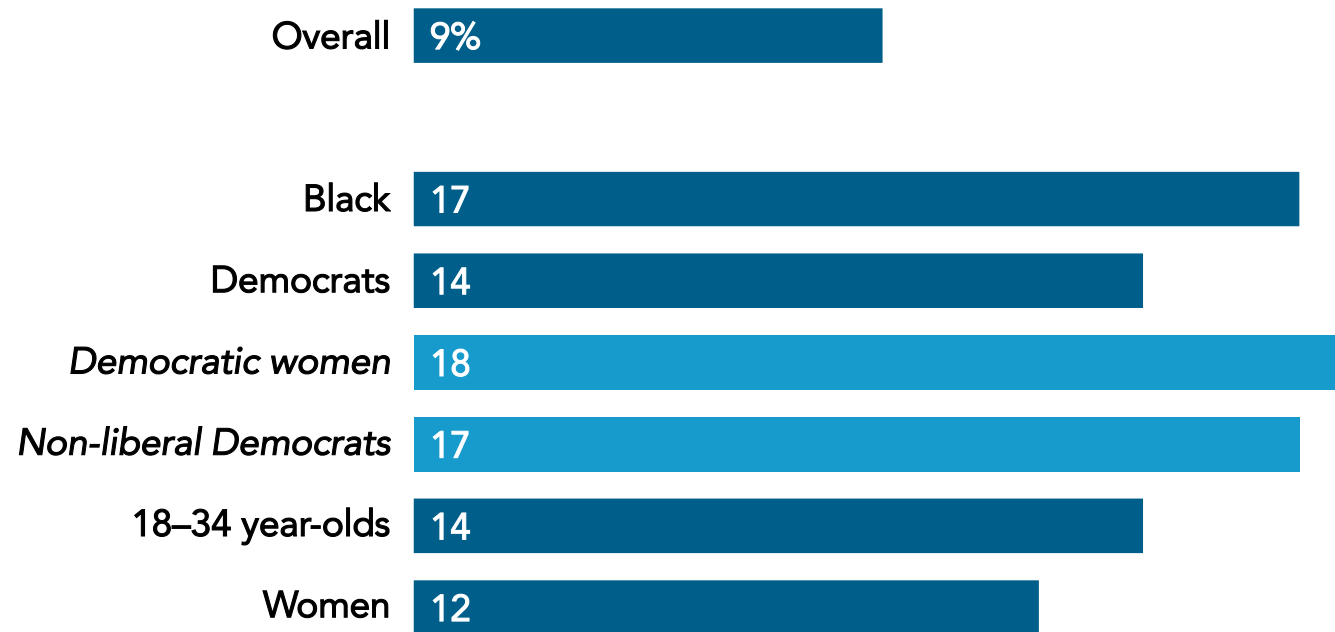
Nationwide survey of 1,000 registered voters conducted September 7-September 11, 2023. For more info, visit navigatorresearch.org.



Those Who Shift Most to Blame Congressional GOP for a Shutdown Are Women, Younger, Non-Liberal Democrats

Nearly one in ten Americans (9%) move from initially not blaming Republicans in Congress most for a potential government shutdown to blaming Republicans most after learning about their proposed cuts, with Black Americans, Democratic women, non-liberal Democrats, and Americans under 35 among the most likely to shift.

Government Shutdown Movers: Respondents who do not initially blame Republicans in Congress most for a potential government shutdown but do blame them most after messaging.



navigator*

About Navigator

In a world where the news cycle is the length of a tweet, our leaders often lack the real-time public-sentiment analysis to shape the best approaches to talking about the issues that matter the most. Navigator is designed to act as a consistent, flexible, responsive tool to inform policy debates by conducting research and reliable guidance to inform allies, elected leaders, and the press. Navigator is a project led by pollsters from Global Strategy Group and GBAO along with an advisory committee, including: Jessica Floyd, The Hub Project; Christina Reynolds, EMILY's List; Mike Podhorzer, AFL-CIO; Jesse Ferguson, progressive strategist; Navin Nayak, Center for American Progress Action Fund; Stephanie Valencia, EquisLabs; and Melanie Newman, Planned Parenthood Action Fund.

About the Study

Global Strategy Group conducted public opinion surveys among a sample of 1,000 registered voters from September 7-September 11, 2023. 99 additional interviews were conducted among Hispanic voters. 73 additional interviews were conducted among Asian American and Pacific Islander voters. 105 additional interviews were conducted among African American voters. 99 additional interviews were conducted among independent voters. The survey was conducted online, recruiting respondents from an opt-in online panel vendor. Respondents were verified against a voter file and special care was taken to ensure the demographic composition of our sample matched that of the national registered voter population across a variety of demographic variables.

For Press inquiries contact:

press@navigatorresearch.org

To learn more about Navigator:

<http://navigatorresearch.org>

@NavigatorSurvey on Twitter