

navigator*

Thursday, September 28th

The Latest on a Potential
Government Shutdown:
A Guide for Advocates



Key Takeaways:

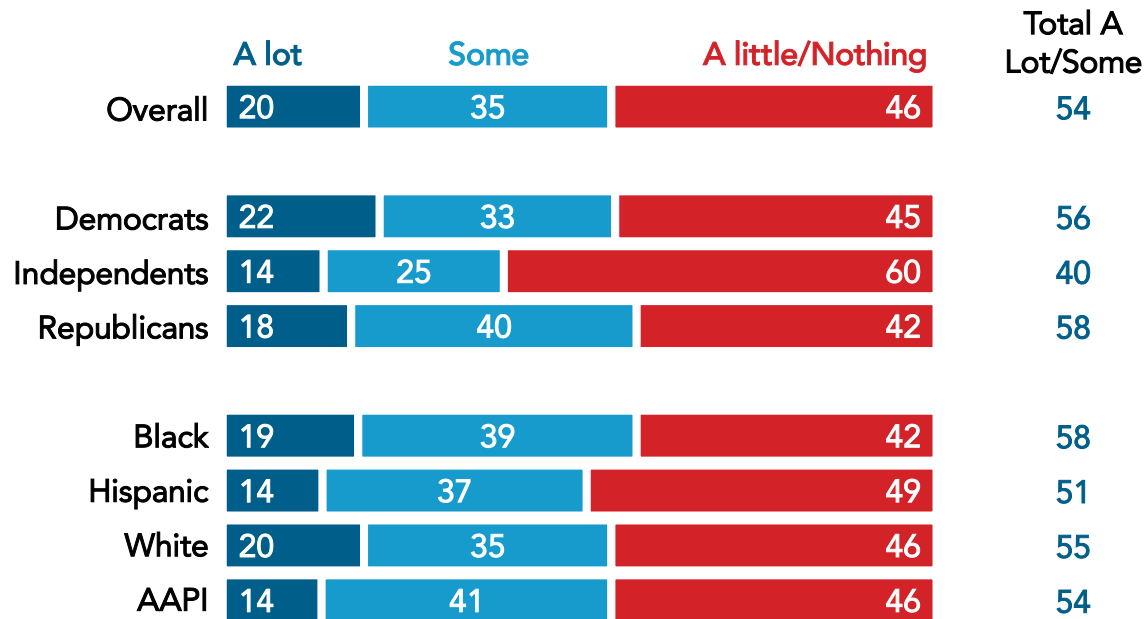
- There has been a significant increase in Americans hearing about a potential government shutdown, but the divide persists on who to blame.
- Nearly two in three Americans say their lives would be negatively impacted if the government were to shut down.
- Americans say the greatest victims of a shutdown would be seniors on Social Security and Medicare, families who depend on government programs, and the economy at large.
- The most concerning and credible outcomes of a shutdown are general damage to the American economy, jeopardizing food stamp funding, and the unemployment rate rising.

The Government Shutdown Now Dominates What Americans Are Hearing About Elected Officials in D.C.

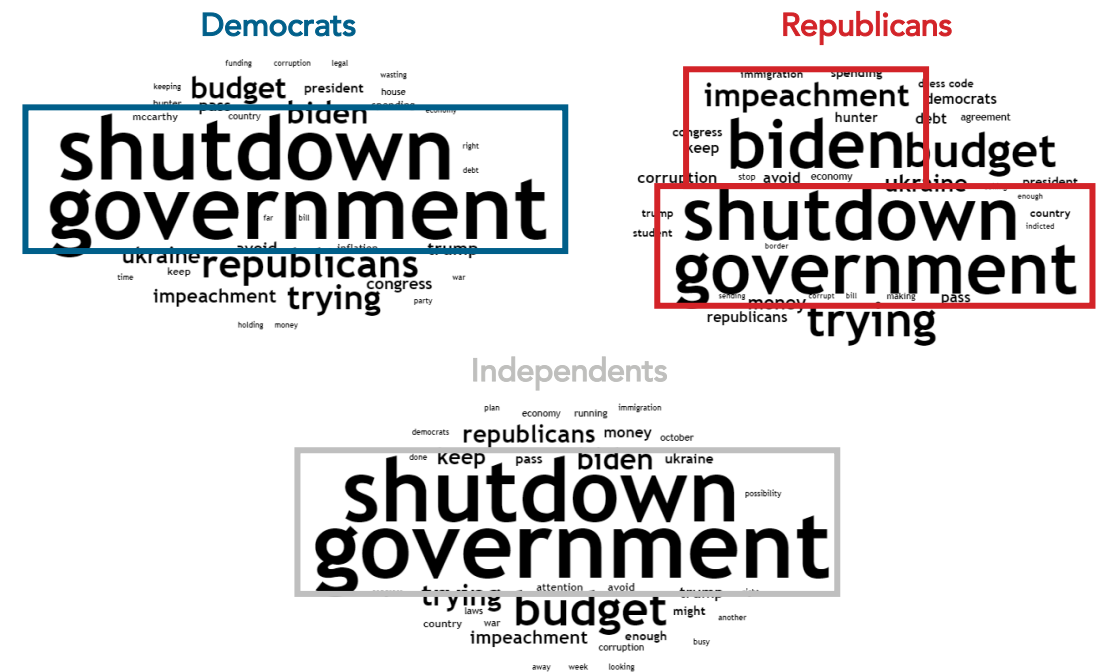
While Democrats and independents are hearing the most about a potential government shutdown, Republicans are also hearing about the Biden impeachment inquiry.

- Only one in five Americans (20%) report hearing “a lot” about what elected officials in Washington are doing.

Over the past few days, how much have you seen, read, or heard about elected officials in Washington, D.C. and what they are doing or working on?



In a few words, what – if anything – have you heard about elected officials in Washington, D.C. and what they are doing or working on?

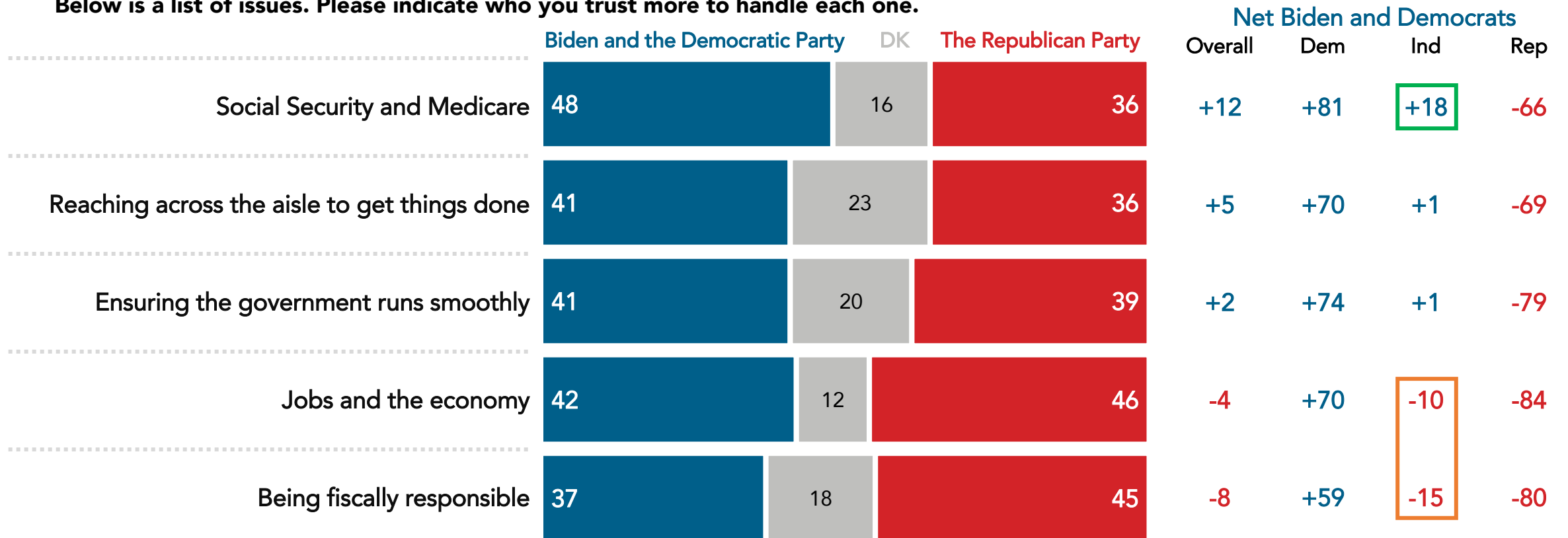


Nationwide survey of 1,000 registered voters conducted September 21-September 25, 2023. For more info, visit navigatorresearch.org.

Biden and Democrats Lead on SS/Medicare, Reaching Across the Aisle; Trail on the Economy and Fiscal Responsibility

Independents trust Biden and Democrats more on Social Security and Medicare (net +18 Biden and Democrats), while they trust Republicans more on jobs and the economy (net +10 Republicans) and being fiscally responsible (net +15).

Below is a list of issues. Please indicate who you trust more to handle each one.

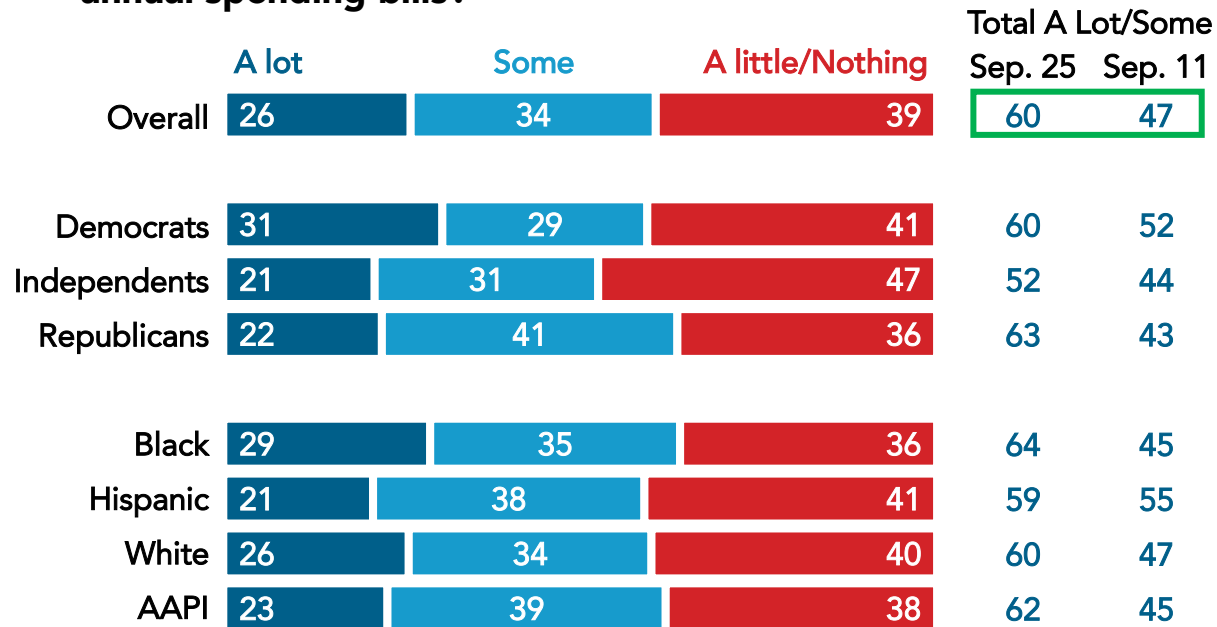


Nationwide survey of 1,000 registered voters conducted September 21-September 25, 2023.
For more info, visit navigatorresearch.org.

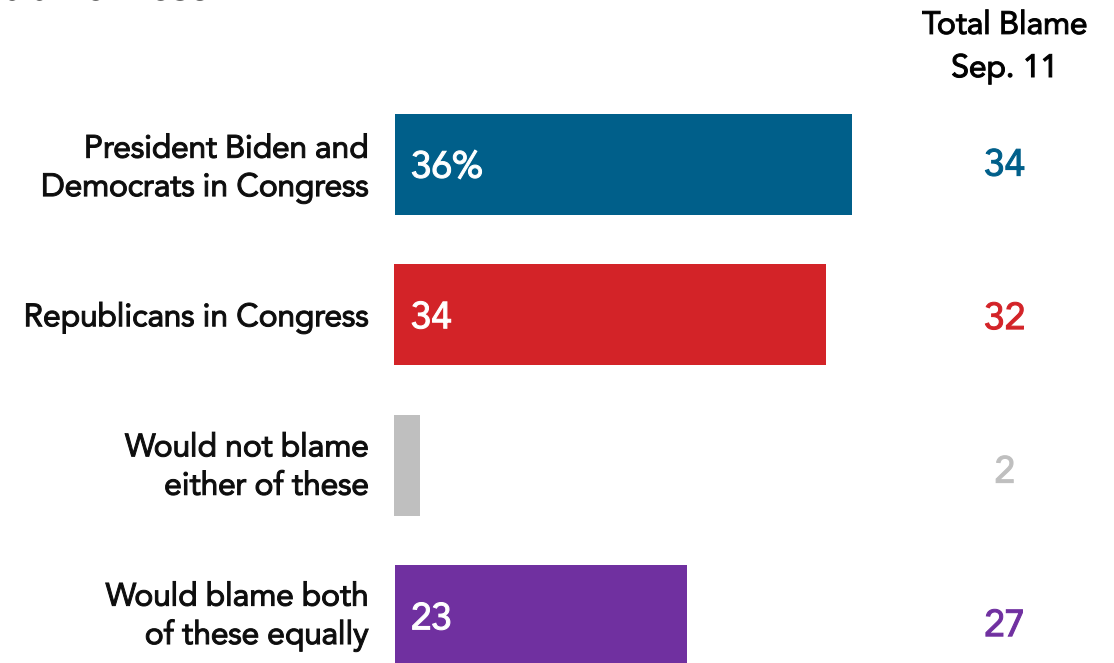
More Americans Are Hearing About a Potential Government Shutdown, While Blame Remains Divided

Three in five Americans (60%) now report hearing “a lot” or “some” about a potential government shutdown, up from fewer than half in early September (47%); Americans continue to be divided on whom they would blame for such a shutdown, split between Biden and Democrats in Congress (36%) and Republicans in Congress (34%), with another quarter who would blame both equally (23%).

How much have you seen, read, or heard about a potential government shutdown this fall if Congress cannot pass their annual spending bills?



If the government were to shut down this fall, who would you blame most?

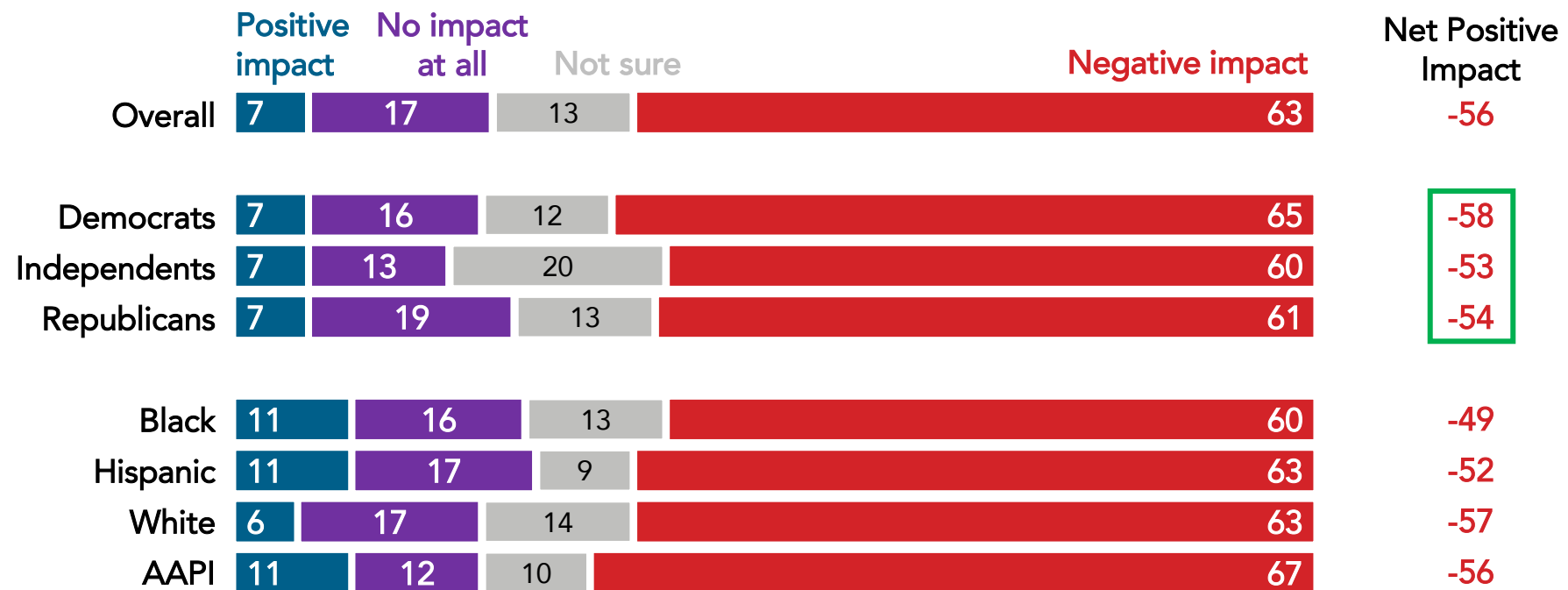


Nationwide surveys of registered voters; Each wave represents approximately 1,000 interviews taken over the prior three-five days. Latest wave conducted September 21-September 25, 2023. For more info, visit navigatorresearch.org.

Nearly Two in Three Say They Will Be Negatively Impacted Personally If the Government Shuts Down

Large majorities across party lines say a government shutdown would negatively impact them (including 60% of independents, 61% of Republicans, and 65% of Democrats).

If Congress does not pass spending bills to fund the government by September 30, it will cause a government shutdown. Which of the following best describes the impact you think this will have on you?

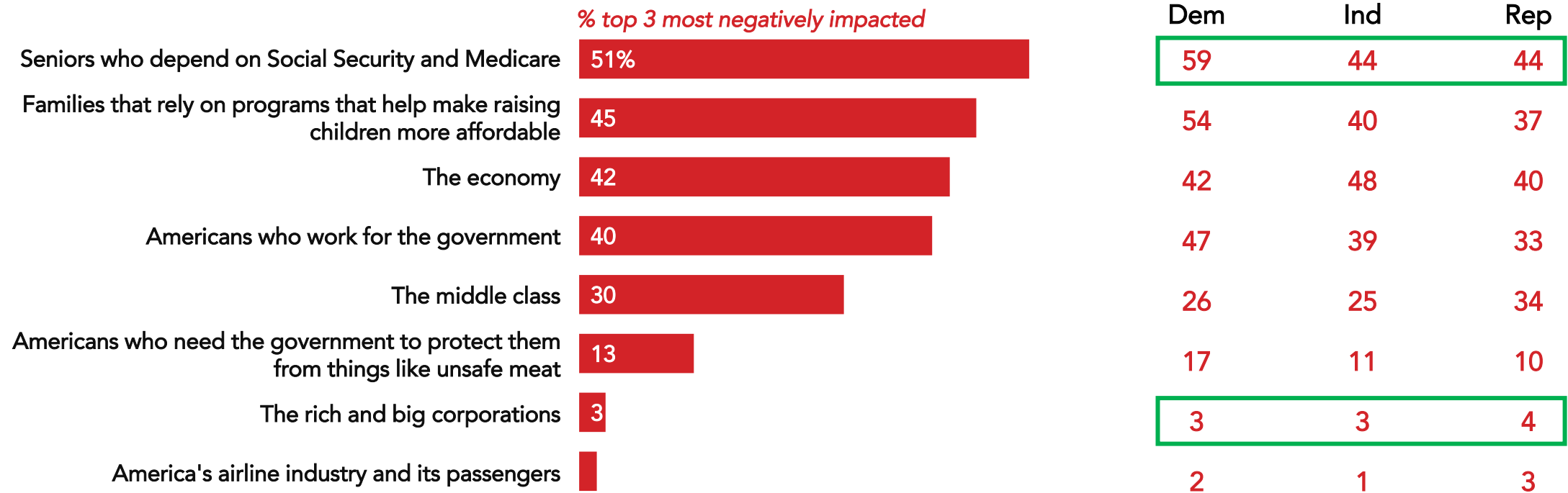


Nationwide survey of 1,000 registered voters conducted September 21-September 25, 2023.
For more info, visit navigatorresearch.org.

Seniors, Families, and the Economy At Large Seen as the Greatest Victims of a Potential Shutdown

Americans across party lines say “seniors who depend on Social Security and Medicare” will be most negatively impacted by a government shutdown, while only 3% of Americans say “the rich and big corporations” will be among the top three most impacted.

If the government shuts down, who do you think will be most negatively impacted?

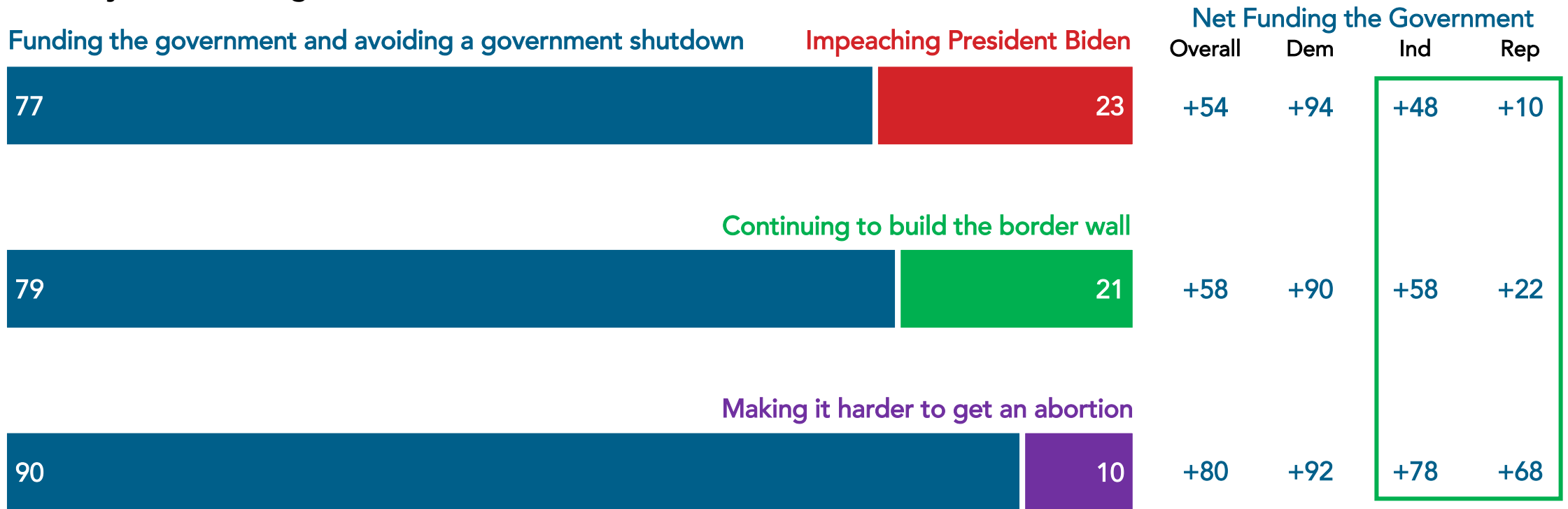


Nationwide survey of 1,000 registered voters conducted September 21-September 25, 2023. For more info, visit navigatorresearch.org.

Keeping the Government Open Is a Clear Bipartisan Priority Over Impeachment, Border Wall, and Reducing Abortion Access

Majorities of independents and Republicans prefer the government focus on “funding the government and avoiding a government shutdown” rather than impeaching President Biden (net +48 and net +10, respectively), continuing to build the border wall (net +58 and net +22), or making it harder to get an abortion (net +78 and net +68).

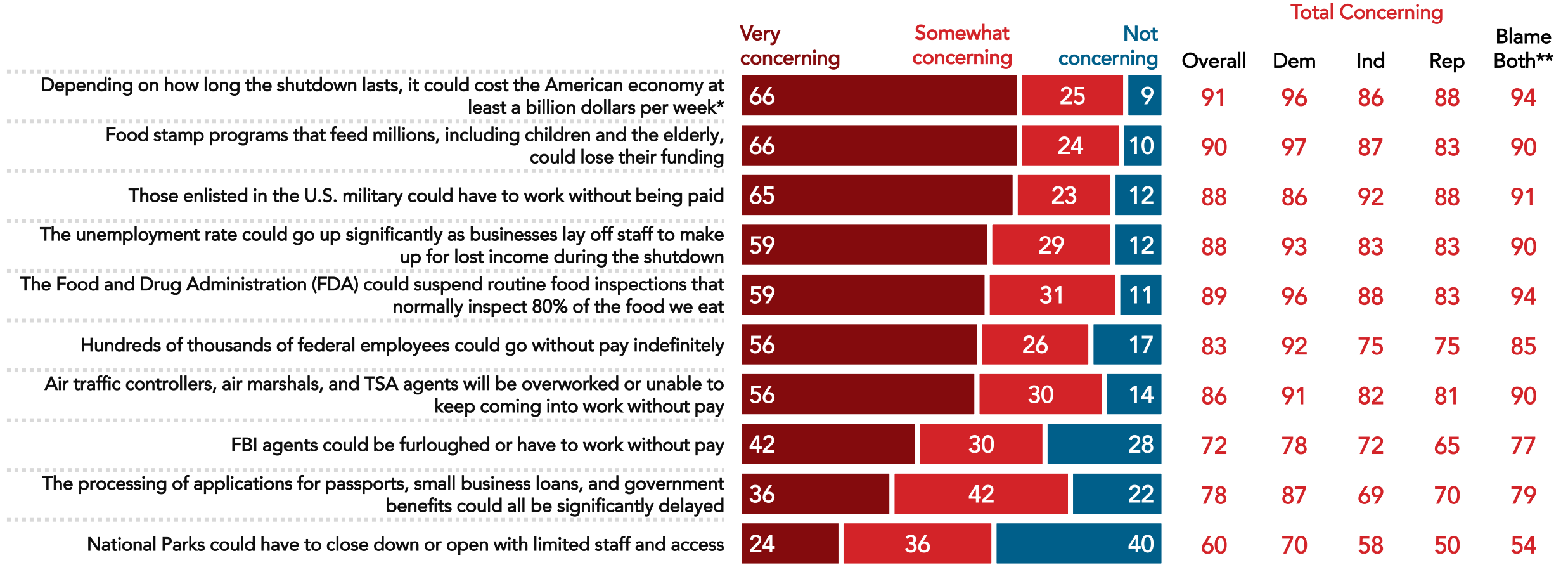
Which would you rather the government focus on?



Nationwide survey of 1,000 registered voters conducted September 21-September 25, 2023. For more info, visit navigatorresearch.org.

The Most Concerning Outcomes Are Economic Damage, Funding for Food, Military Pay Delays

Below is a list of potential outcomes if the government were to shut down. Please indicate how concerning you find each potential outcome.



*Full question text included: "the government shutdown in 2019 cost the government \$11 billion."

**"Blame both" are respondents who would blame both parties equally for a government shutdown on a separate question.

Nationwide survey of 1,000 registered voters conducted September 21-September 25, 2023.

For more info, visit navigatorresearch.org.

The Outcomes Seen as Most Likely Are National Park Closures, Delays, Federal Employee Pay Delays

Looking at the list below, please indicate how likely you think each is to happen if the government shuts down.

	Very likely	Somewhat likely	Unlikely	Overall	Total Likely			Blame Both**
					Dem	Ind	Rep	
National Parks could have to close down or open with limited staff and access	44	40	16	84	85	83	84	83
The processing of applications for passports, small business loans, and government benefits could all be significantly delayed	41	45	13	87	89	91	82	89
Hundreds of thousands of federal employees could go without pay indefinitely	41	37	23	77	82	80	71	75
Depending on how long the shutdown lasts, it could cost the American economy at least a billion dollars per week*	38	47	15	85	90	84	80	88
Food stamp programs that feed millions, including children and the elderly, could lose their funding	37	38	25	75	83	79	64	75
Those enlisted in the U.S. military could have to work without being paid	32	38	30	70	78	70	61	70
The unemployment rate could go up significantly as businesses lay off staff to make up for lost income during the shutdown	32	44	24	76	81	69	73	76
Air traffic controllers, air marshals, and TSA agents will be overworked or unable to keep coming into work without pay	30	42	28	72	80	71	64	68
The Food and Drug Administration (FDA) could suspend routine food inspections that normally inspect 80% of the food we eat	29	41	31	69	76	69	63	65
FBI agents could be furloughed or have to work without pay	27	40	33	67	73	66	60	59

*Full question text included: "the government shutdown in 2019 cost the government \$11 billion."

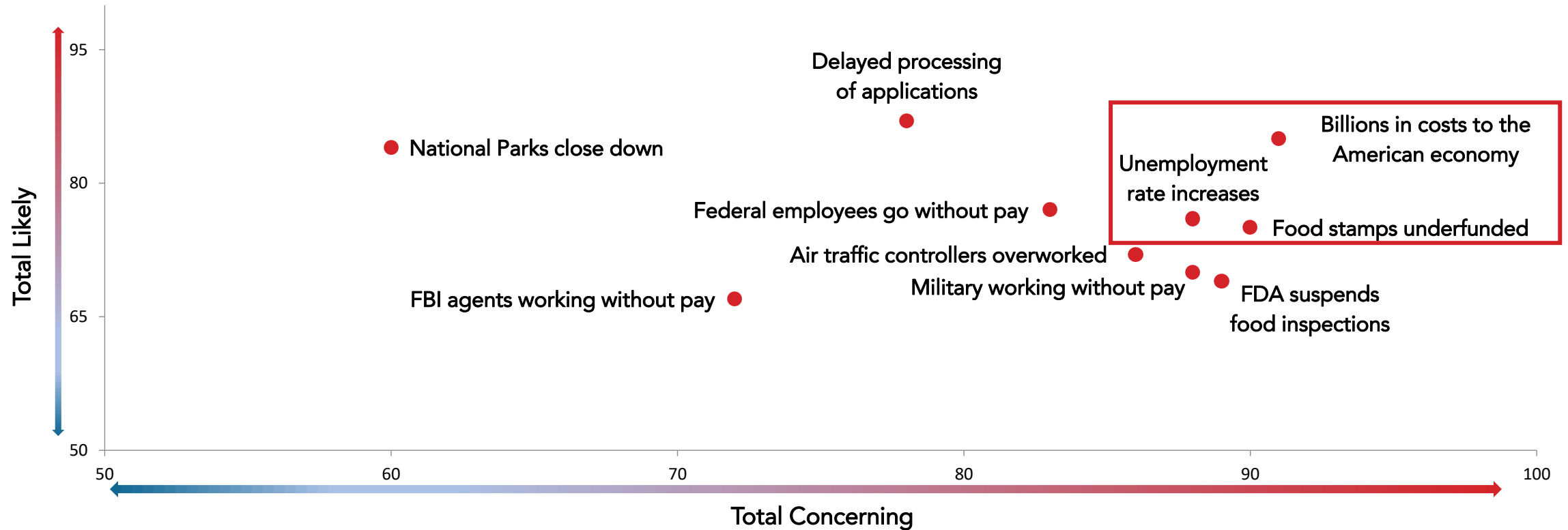
**"Blame both" are respondents who would blame both parties equally for a government shutdown on a separate question.

Nationwide survey of 1,000 registered voters conducted September 21-September 25, 2023.

For more info, visit navigatorresearch.org.

The Outcomes Seen as Most Concerning/Most Likely Are Broad Economic Damage, Unemployment, Funding for Food

The three outcomes seen as most likely and most concerning include broad damage to the American economy, including billions in dollars lost per week of a shutdown; the unemployment rate rising; and food stamp programs going underfunded.

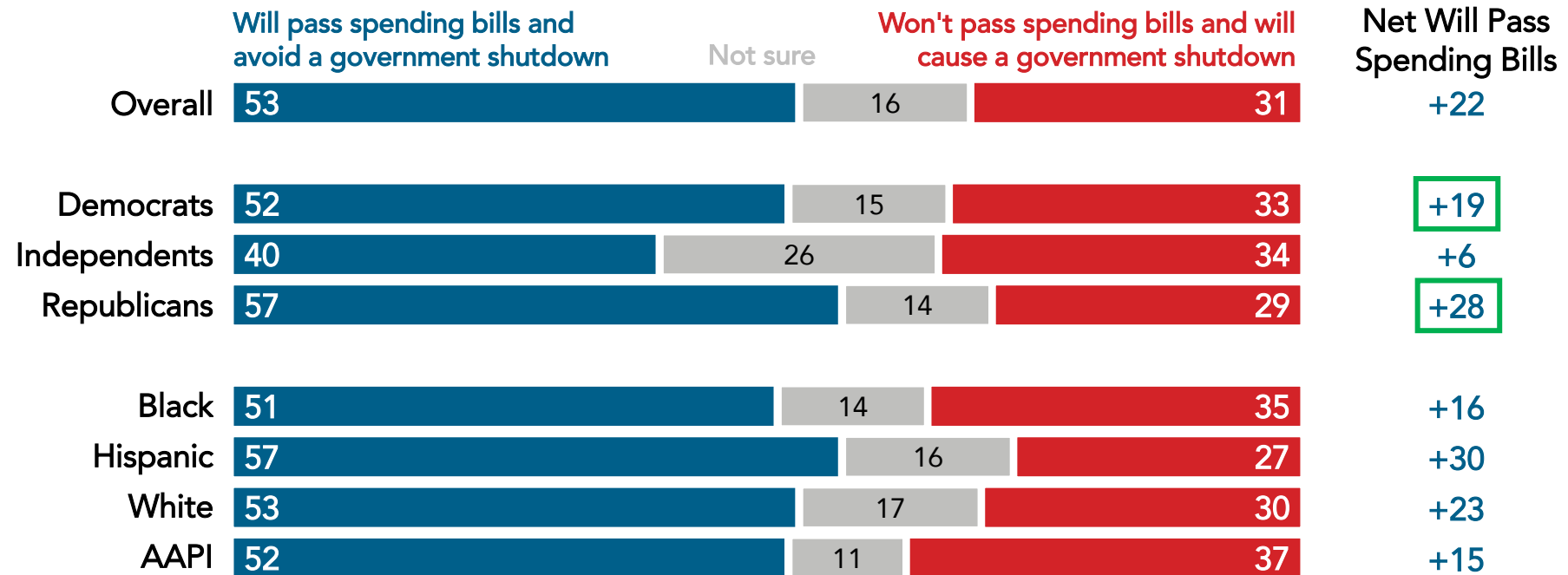


Nationwide survey of 1,000 registered voters conducted September 21-September 25, 2023.
For more info, visit navigatorresearch.org.

Most Americans Expect Congress Will Pass Spending Bills and Avoid a Shutdown

Majorities of both Democrats (52%) and Republicans (57%) expect that Congress will pass spending bills and avoid a government shutdown, as do majorities across racial groups; independents are more skeptical with 26% not sure, though a plurality (40%) agree.

If Congress does not pass spending bills to fund the government by September 30, it will cause a government shutdown. Which of the following do you think is most likely that Congress will do by September 30?



Nationwide survey of 1,000 registered voters conducted September 21-September 25, 2023. For more info, visit navigatorresearch.org.

navigator*

About Navigator

In a world where the news cycle is the length of a tweet, our leaders often lack the real-time public-sentiment analysis to shape the best approaches to talking about the issues that matter the most. Navigator is designed to act as a consistent, flexible, responsive tool to inform policy debates by conducting research and reliable guidance to inform allies, elected leaders, and the press. Navigator is a project led by pollsters from Global Strategy Group and GBAO along with an advisory committee, including: Jessica Floyd, The Hub Project; Christina Reynolds, EMILY's List; Mike Podhorzer, AFL-CIO; Jesse Ferguson, progressive strategist; Navin Nayak, Center for American Progress Action Fund; Stephanie Valencia, EquisLabs; and Melanie Newman, Planned Parenthood Action Fund.

About the Study

Global Strategy Group conducted public opinion surveys among a sample of 1,000 registered voters from September 21-September 25, 2023. 105 additional interviews were conducted among Hispanic voters. 75 additional interviews were conducted among Asian American and Pacific Islander voters. 104 additional interviews were conducted among African American voters. 102 additional interviews were conducted among independent voters. The survey was conducted online, recruiting respondents from an opt-in online panel vendor. Respondents were verified against a voter file and special care was taken to ensure the demographic composition of our sample matched that of the national registered voter population across a variety of demographic variables.

For Press inquiries contact:

press@navigatorresearch.org

To learn more about Navigator:

<http://navigatorresearch.org>

@NavigatorSurvey on Twitter