

navigator*

Wednesday, December 13th

January 6th and the Threat
of Political Violence: A
Guide for Advocates



Credit: Lev Radin/Shutterstock

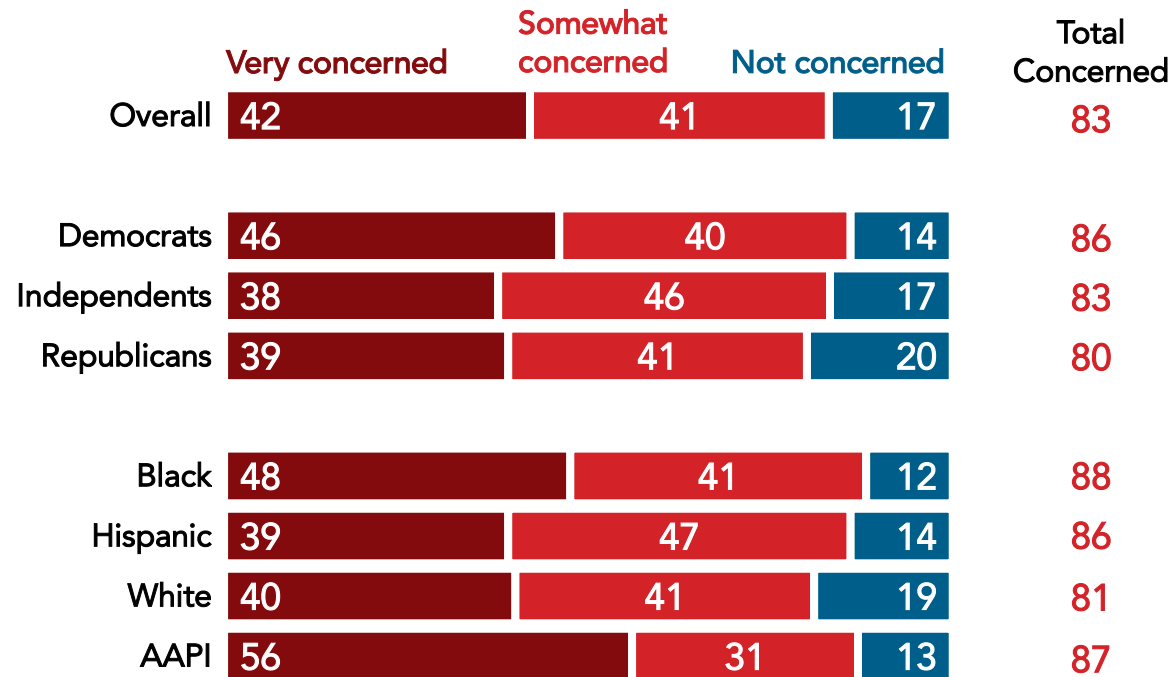
Key Takeaways:

- More than four in five Americans are concerned about political violence, as many associate the term with January 6th and riots.
- More say that the Republican Party is prone to violence in pushing their political agenda than the Democratic Party is.
- Three in four Americans oppose the actions of Trump supporters on January 6th, and two in three are concerned that similar events could happen in the future.
- The most concerning statements about Republican members in Congress' response to the January 6th attack on the Capitol include assisting or encouraging the attackers, allowing white supremacist factions to play a dominant role in deciding the direction of the Republican Party, and voting against investigating what happened that day.

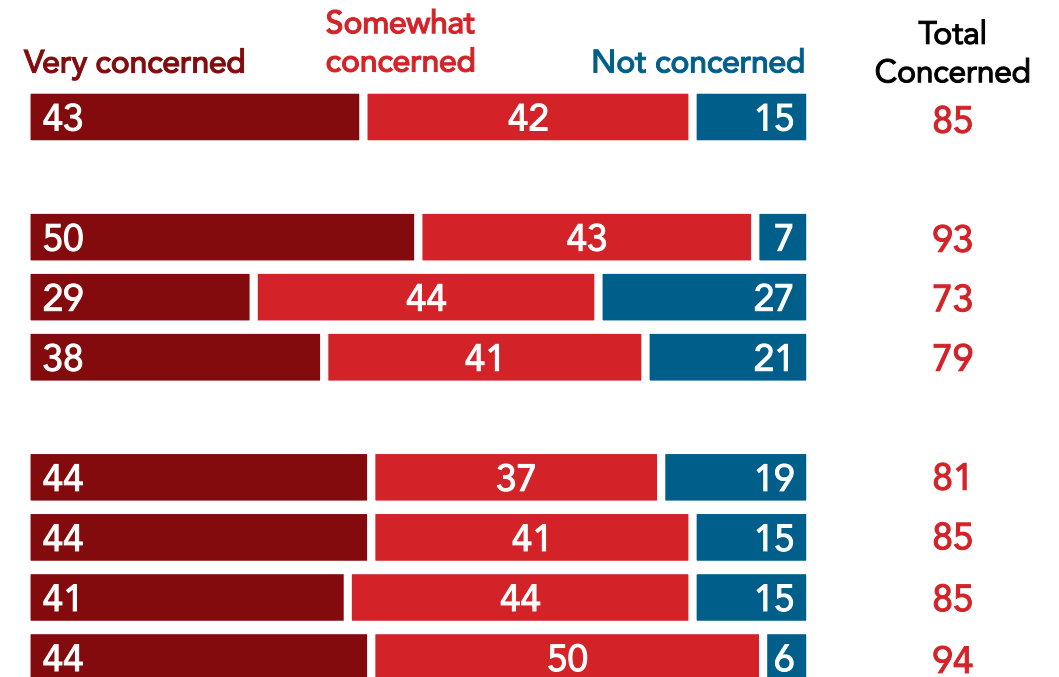
More Than Four in Five Are Concerned About Political Violence Today and in the Future

Democrats are slightly more likely to say they are concerned about political violence “in the future” (93% concerned) than “today” (86%), while roughly equal shares of Republicans say they are concerned about both (80% today, 79% in the future).

(Split sample) How concerned are you about political violence in the United States today?



(Split sample) How concerned are you about political violence in the United States in the future?



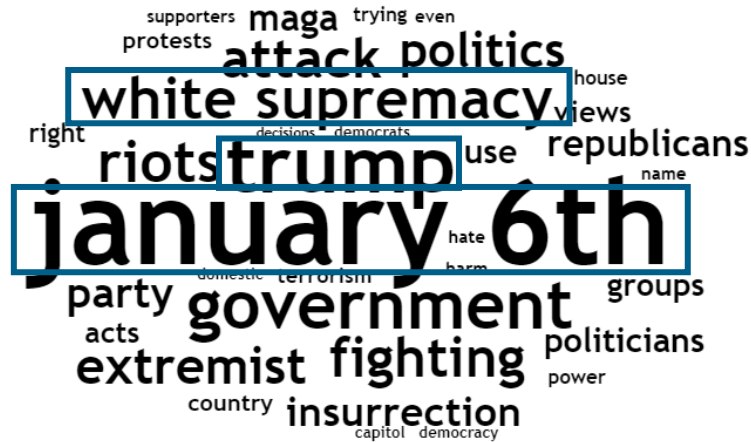
Nationwide survey of 1,000 registered voters conducted November 30-December 4, 2023. For more info, visit navigatorresearch.org.

January 6th, Riots Define Political Violence for Many Americans

Democrats are most likely to mention “January 6th,” “white supremacy,” and “Trump,” while independents mention “riots,” “fighting,” and “protests.” Republicans also focus on “riots” and “Democrats.”

When you see or hear the phrase “political violence,” what does that mean to you?

Democrats



Independents



Republicans



“The January 6th insurrection.”

“I think back to January 6th or when Nancy [Pelosi's] husband was attacked with a hammer.”

“I think of riots and street violence and hate crimes.”

“It means crazy MAGA people rioting.”

“BLM riots in 2020.”

“The Democrats. They support it. Like they helped make January 6 happen.”

Nationwide survey of 1,000 registered voters conducted November 30-December 4, 2023. For more info, visit navigatorresearch.org.

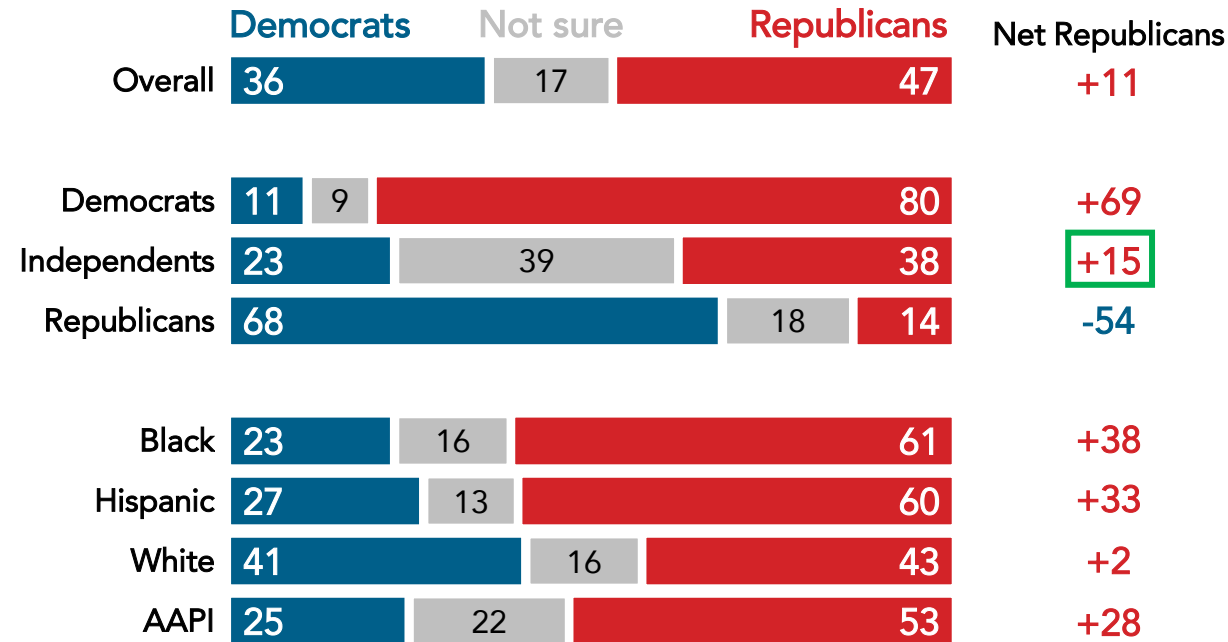
navigator*

Republicans Remain Seen As More Prone to Political Violence, Defined by Trump and January 6th

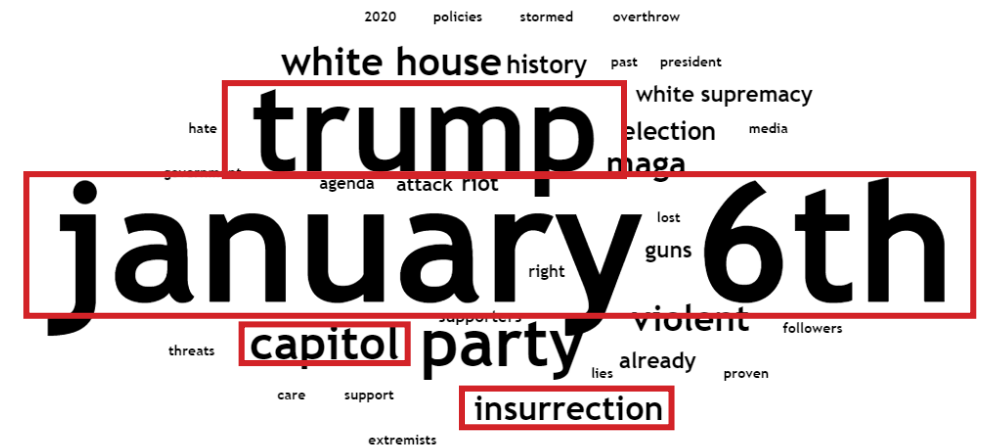
By a 15-point margin, independents say the Republican Party is more prone to violence in pushing their political agenda.

- Among those who say the GOP is more prone to violence, "January 6th" and "Trump" stand out among the reasons why.

Which party do you believe is more prone to violence in pushing their political agenda?



[If said Republican Party] You indicated you believe that the Republican Party is more prone to violence in pushing their political agenda. What makes you say that?



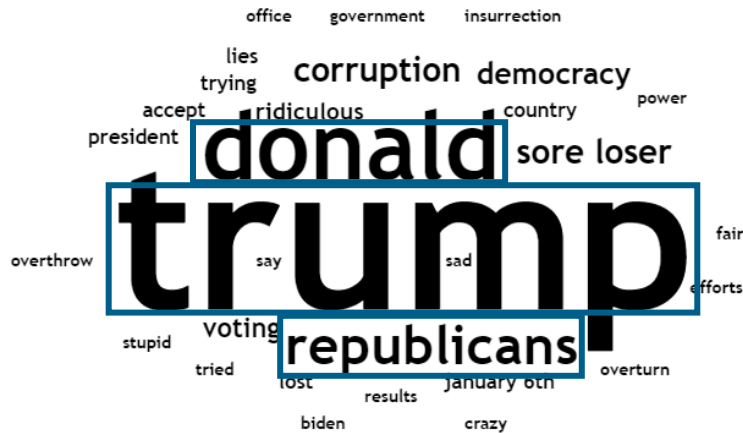
Nationwide survey of 1,000 registered voters conducted November 30-December 4, 2023. For more info, visit navigatorresearch.org.

Trump Dominates Recollections of Efforts to Overturn Election Results in 2020

“Trump,” “corruption,” and “Republicans” are cited most often in relation to efforts to overturn the 2020 election results.

When you hear that there were efforts to overturn the election results in 2020, what do you think of?

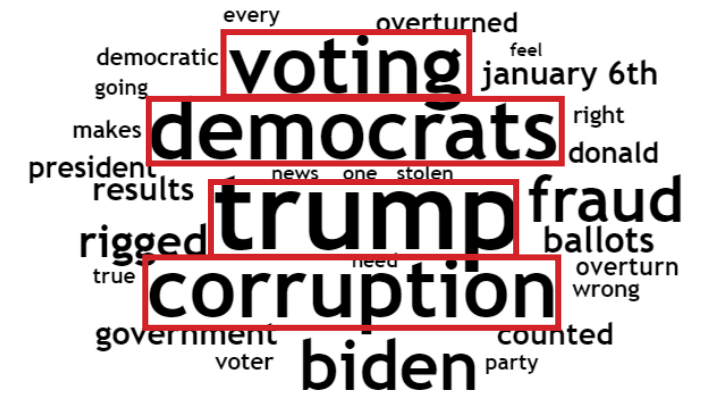
Democrats



Independents



Republicans



“Donald Trump is a sore loser.”

“I think of Donald Trump being a cry baby and not accepting that he didn't win.”

“I think of corruption in the government.”

“January 6 was a violation of the Constitution.”

“It makes me nervous regarding the accuracy of future elections.”

“It makes me think that there was election fraud and that Joe Biden and the Democrats rigged the election.”

Nationwide survey of 1,000 registered voters conducted November 30-December 4, 2023.
For more info, visit navigatorresearch.org.

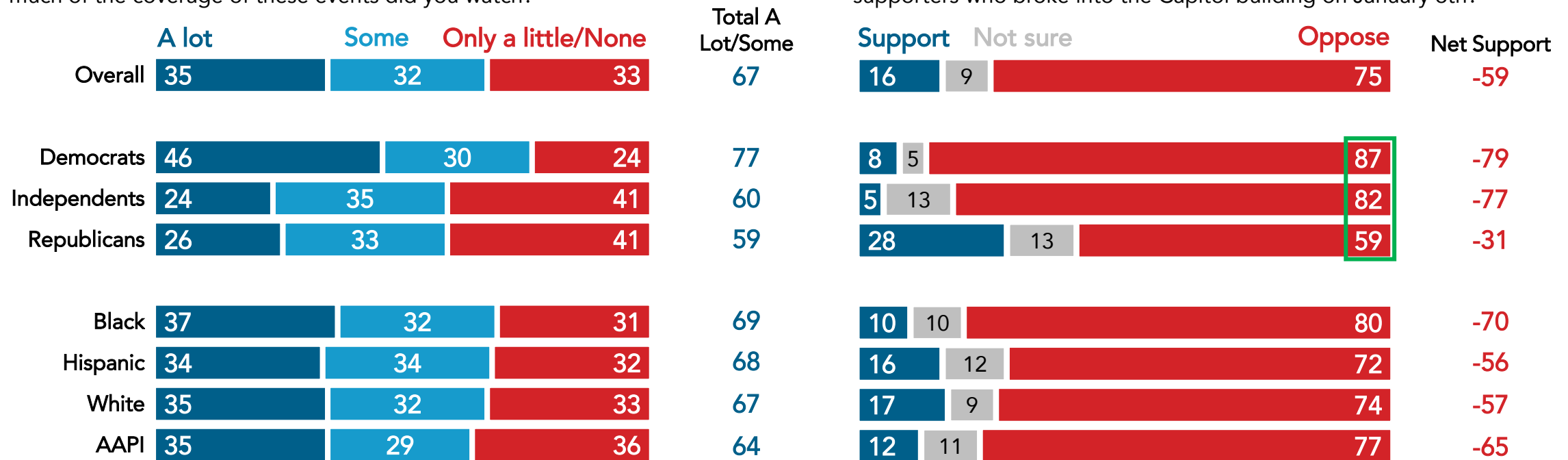
navigator*

Three in Four Oppose Actions of Rioters That Day; Seven in Ten Recall Watching January 6th Coverage

Democrats are most likely to say they watched “a lot” or “some” of the coverage of January 6th, while majorities across party lines oppose the actions of the Trump supporters who broke into the Capitol (including 59% of Republicans, 82% of independents, and 87% of Democrats).

As you may know, there was a joint session of Congress in January 2021 to confirm the Electoral College votes from the November 2020 presidential election. It was interrupted when the Capitol Building was stormed. How much of the coverage of these events did you watch?

Regardless of how much you have seen or heard since January 6th, 2021 about the Trump supporters who broke into the U.S. Capitol building on January 6th... Do you support or oppose the actions of the Trump supporters who broke into the Capitol building on January 6th?

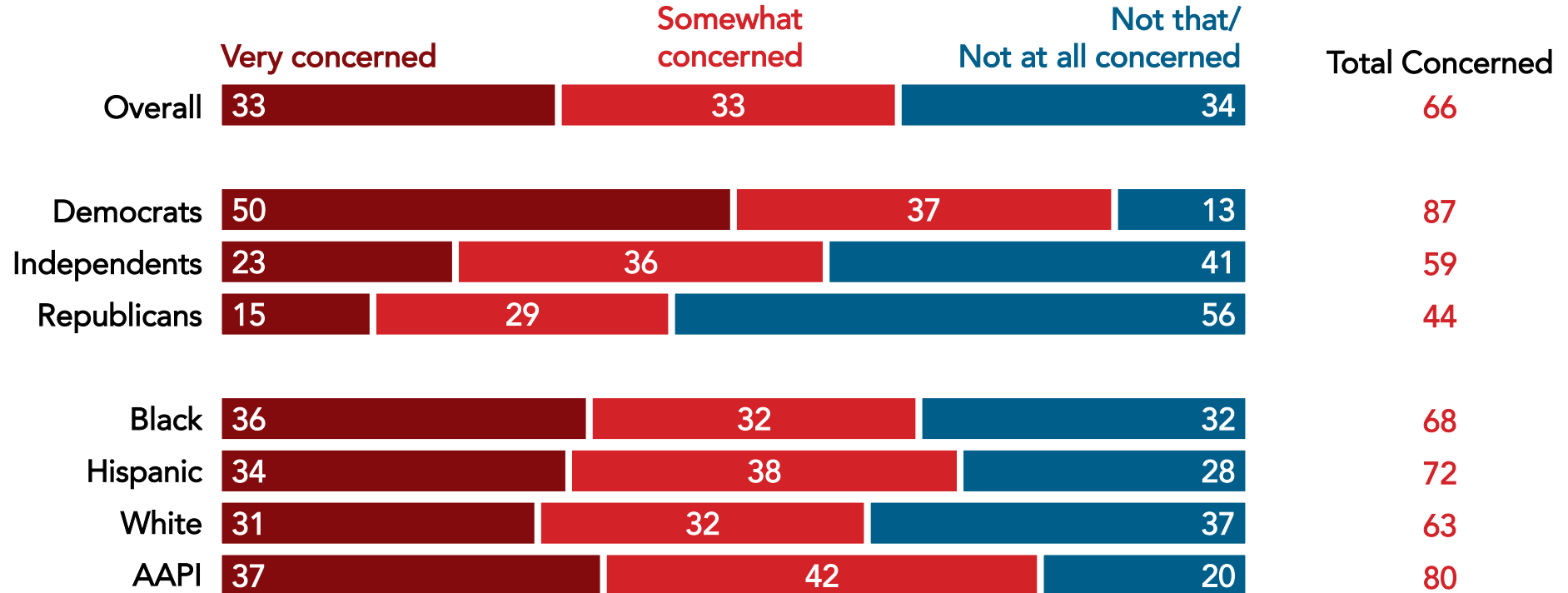


Nationwide survey of 1,000 registered voters conducted November 30-December 4, 2023. For more info, visit navigatorresearch.org.

Two in Three Are Concerned About a Repeat of Events Like Those on January 6th

Democrats are most concerned that similar events could happen again (87% very or somewhat concerned), followed by nearly three in five independents (59%) and nearly half of Republicans (44%).

How concerned are you that events like those on January 6th, 2021 at the Capitol could happen again?

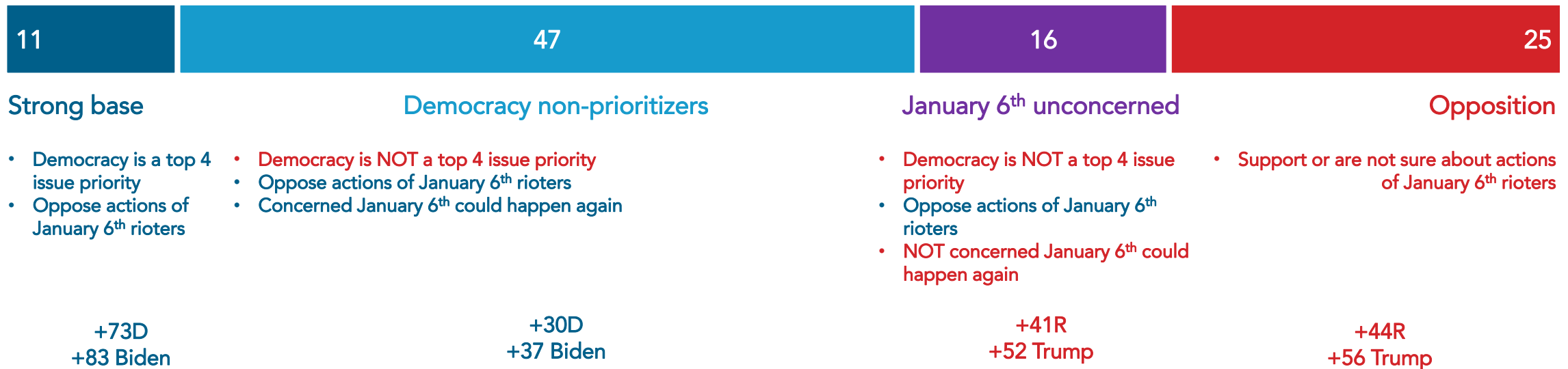


Nationwide survey of 1,000 registered voters conducted November 30-December 4, 2023. For more info, visit navigatorresearch.org.

Half of Americans Are “Democracy Non-Prioritizers” Concerned About January 6th, Another One in Five Not Concerned

One in ten Americans (11%) say democracy is a top 4 issue priority for them, and they oppose the actions of the January 6th rioters – they are overwhelmingly Democratic (+73D) and 2020 Biden voters (+83 Biden on self-report).

- Another segment – “Democracy non-prioritizers” – make up 47% of Americans. They oppose the actions of January 6th rioters and are concerned that similar events could happen again, but democracy is not one of their top 4 issues at the moment.
- “January 6th unconcerned,” who make up 16%, oppose the actions of January 6th rioters, but they are not concerned similar events could happen again and democracy is not one of their top 4 issues at the moment.
- One in four Americans (25%) support or are unsure about the actions of January 6th rioters.



Nationwide survey of 1,000 registered voters conducted November 30-December 4, 2023. For more info, visit navigatorresearch.org.

Americans Most Recognize the Number of Rioters, Casualties, Police Assaults as True

Less credible are threats to hang Mike Pence (56% not sure/false) and Trump ordering removal of metal detectors (56%).

Below is a list of statements about the events that happened at the Capitol on January 6th, 2021. Please indicate whether you believe each one is true or false.

	Definitely true	Probably true	Not sure	False	Overall	Dem	Ind	Rep	*Non-Priority	**Not Conc.
More than 2,000 rioters ultimately broke into the Capitol, many of whom vandalized and looted parts of the building	38	31	12	19	69	85	65	52	83	63
Five people died as a result of the events on January 6 th , including Capitol police officers	35	24	18	23	60	77	57	42	74	44
Multiple members of Trump's staff and family urged Trump to do something to stop his supporters from rioting at the Capitol	32	31	14	23	62	75	57	49	72	46
Approximately 140 police officers were assaulted by rioters on January 6 th at the Capitol	29	35	12	24	64	83	53	45	79	53
Before his supporters went to the Capitol, Trump was told that they had weapons, including pistols and AR-15 assault rifles, and that violent extremists were also present, and he did nothing to stop them	28	21	16	35	49	77	39	20	66	18
The rioters built a gallows outside the U.S. Capitol and wanted to hang Mike Pence for certifying the 2020 election results	27	17	19	37	44	66	34	23	52	27
More than a thousand people have been arrested for their actions on January 6 th	27	35	18	20	62	67	53	59	62	52
On January 6 th , Trump ordered the Secret Service to remove metal detectors and security at his rally before the rioters attacked the Capitol because "they're not here to hurt me"	22	22	23	33	44	66	36	22	51	24
Nearly 150 Republican members of Congress voted to overturn the election even after the events of January 6 th	22	29	27	22	51	64	44	39	59	38

*"Democracy non-prioritizers" comprise 47% of the electorate and while they oppose the actions of rioters on January 6th and are concerned it could happen again, they say democracy is not a top issue priority for them. **"January 6th unconcerned" comprise another 16% of the electorate and while they oppose the actions of rioters on January 6th, they are not concerned it could happen again and they say democracy is not a top issue for them. Nationwide survey of 1,000 registered voters conducted November 30-December 4, 2023. For more info, visit navigatorresearch.org.

Most Concerning Details from January 6th: Police Deaths and Assaults, Break-Ins, and Armed Supporters

More than 70% are concerned by the number of deaths (75% concerned), police officers assaulted (71%), and break-ins (72%).

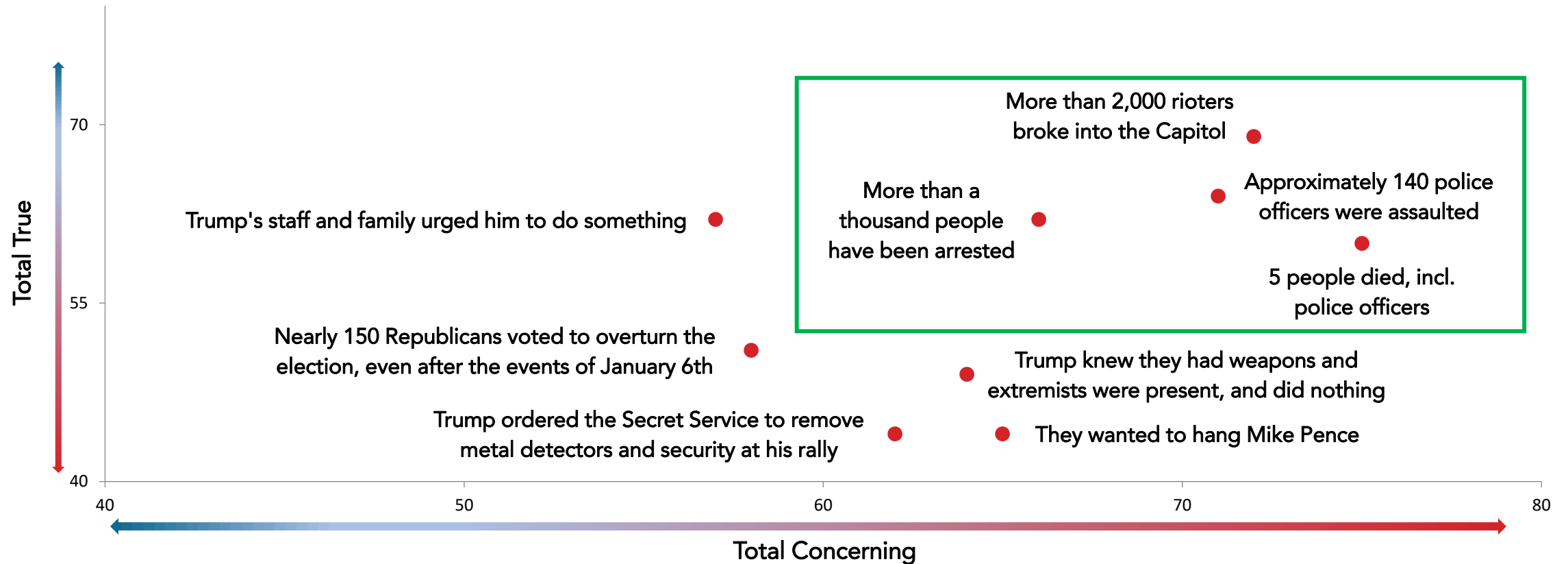
Below is a list of statements about the events that happened at the Capitol on January 6th, 2021. Please indicate how concerning you find each one.

	Very concerning	Somewhat concerning	Don't believe	Not concerning	Overall	Dem	Ind	Rep	Total Concerning	*Non-Priority	**Not Conc.
Five people died as a result of the events on January 6 th , including Capitol police officers	60	15	16	9	75	92	67	57	88	88	62
Approximately 140 police officers were assaulted by rioters on January 6 th at the Capitol	54	17	18	11	71	90	68	51	89	89	54
More than 2,000 rioters ultimately broke into the Capitol, many of whom vandalized and looted parts of the building	52	19	16	13	72	91	64	53	92	92	54
Before his supporters went to the Capitol, Trump was told that they had weapons, including pistols and AR-15 assault rifles, and that violent extremists were also present, and he did nothing to stop them	51	13	23	13	64	90	61	36	84	84	38
The rioters built a gallows outside the U.S. Capitol and wanted to hang Mike Pence for certifying the 2020 election results	50	15	24	11	65	87	62	41	81	81	45
More than a thousand people have been arrested for their actions on January 6 th	48	19	9	24	66	75	57	59	77	77	57
On January 6 th , Trump ordered the Secret Service to remove metal detectors and security at his rally before the rioters attacked the Capitol because "they're not here to hurt me"	46	16	22	16	62	88	53	36	81	81	39
Nearly 150 Republican members of Congress voted to overturn the election even after the events of January 6 th	45	14	13	28	58	88	58	24	75	75	36
Multiple members of Trump's staff and family urged Trump to do something to stop his supporters from rioting at the Capitol	38	19	20	23	57	77	52	37	71	71	37

*"Democracy non-prioritizers" comprise 47% of the electorate and while they oppose the actions of rioters on January 6th and are concerned it could happen again, they say democracy is not a top issue priority for them. **"January 6th unconcerned" comprise another 16% of the electorate and while they oppose the actions of rioters on January 6th, they are not concerned it could happen again and they say democracy is not a top issue for them. Nationwide survey of 1,000 registered voters conducted November 30-December 4, 2023. For more info, visit navigatorresearch.org.

The Most Concerning and Credible Events on January 6th Include Police Deaths and Assaults, Break-Ins, and Arrests

The four events seen as most concerning and true include more than 2,000 rioters breaking into the Capitol, 140 police officer assaults, 5 deaths (including police officers), and more than one thousand arrests in the aftermath of that day.



Nationwide survey of 1,000 registered voters conducted November 30-December 4, 2023.
For more info, visit navigatorresearch.org.

Most Concerning: GOP Politicians Helping on January 6th, White Supremacy, Votes Against Investigations, Jeopardizing 2024

The following are statements that have been made about how many Republican members of Congress responded to the attack at the United States Capitol building. Please indicate how concerning you find each one.

				Total Concerning				*Non-Priority	**Not Conc.
	Very concerning	Somewhat concerning	Not concerning	Overall	Dem	Ind	Rep		
Some Republican members assisted or encouraged the organizers of the attack on January 6 th	49	21	30	70	94	73	42	91	52
They continue to allow the white supremacist factions present at the January 6 th attack to play a dominant role in deciding the direction of the Republican Party	49	22	29	71	94	71	44	90	52
They voted against investigating basic facts about what happened at the attack at the Capitol building on January 6 th	49	22	29	71	94	70	44	90	49
They have proven they will not respect the outcomes of elections where they do not like the results and could put the 2024 election in jeopardy	48	22	31	69	94	70	41	88	48
They continue to spread Donald Trump's lie that the 2020 election was stolen, which directly led to the Capitol attack	47	18	35	65	92	65	34	85	36
They continue to support Donald Trump even though he has done nothing to hold the January 6 th attackers accountable and now even wants to pardon some of them	47	18	36	64	93	69	32	86	37
They have defended some of the people involved in the attack, saying they shouldn't be prosecuted	46	19	35	65	93	67	34	87	39
They voted against increasing security at the U.S. Capitol building to help prevent future attacks	45	24	31	69	92	72	44	89	50
They receive campaign contributions from people behind the Capitol building attack	45	22	33	67	92	71	39	89	47
Republicans just elected a new Speaker of the House, and he is a leading election denier in Congress***	43	20	37	63	93	65	29	83	35

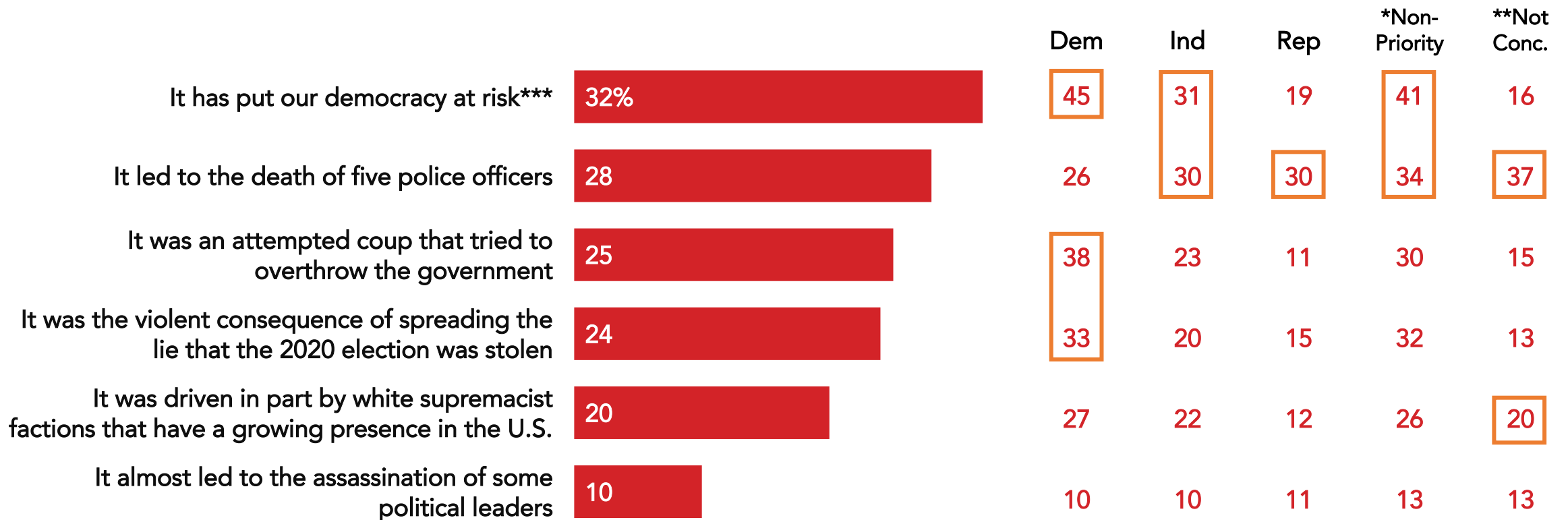
*"Democracy non-prioritizers" comprise 47% of the electorate and while they oppose the actions of rioters on January 6th and are concerned it could happen again, they say democracy is not a top issue priority for them. ***"January 6th unconcerned" comprise another 16% of the electorate and while they oppose the actions of rioters on January 6th, they are not concerned it could happen again and they say democracy is not a top issue for them.

***Full question text included: "...he personally wrote the legal arguments that were used to try to overturn the results of the 2020 presidential election." Nationwide survey of 1,000 registered voters conducted November 30-December 4, 2023. For more info, visit navigatorresearch.org.

Threats to Democracy, Police Deaths, Attempted Coup, Violence Most Concerning on January 6th

Democrats, independents, and “democracy non-prioritizers”^{*} are most concerned “it has put our democracy at risk” (45%, 31%, and 41%, respectively), while Republicans and “January 6th unconcerned”^{**} are most concerned about the deaths of five police officers (30% and 37%).

Which of the following are the most concerning things to you personally about what happened at the January 6th attack at the Capitol building?

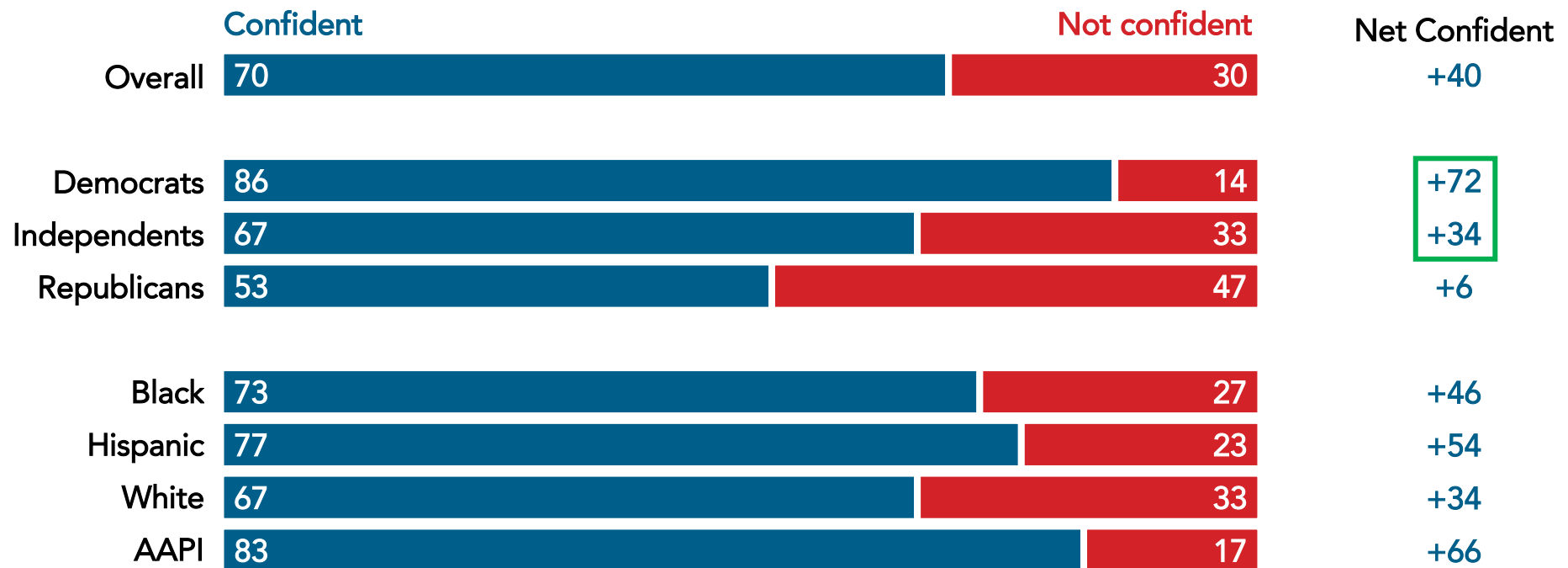


^{*}“Democracy non-prioritizers” comprise 47% of the electorate and while they oppose the actions of rioters on January 6th and are concerned it could happen again, they say democracy is not a top issue priority for them. ^{**}“January 6th unconcerned” comprise another 16% of the electorate and while they oppose the actions of rioters on January 6th, they are not concerned it could happen again and they say democracy is not a top issue for them. ^{***}Full response text included: “[Split A] because an increasing number of Americans refuse to accept the results of free and fair elections”; “[Split B] because it threatens the right of every American to have their vote counted.” Results of the split experiment were combined due to lack of differentiation. Nationwide survey of 1,000 registered voters conducted November 30-December 4, 2023. For more info, visit navigatorresearch.org.

A Consistent Majority Remains Confident Their Future Ballots Will Be Counted Fairly; Republicans Are Less Confident

Large majorities of Democrats (86%) and independents (67%) say they are “very” or “somewhat confident” their ballots will be counted fairly, while only a bare majority of Republicans (53%) agree.

How confident are you that your ballot in future elections will be counted correctly and fairly?



Nationwide survey of 1,000 registered voters conducted November 30-December 4, 2023.
For more info, visit navigatorresearch.org.

navigator*

About Navigator

In a world where the news cycle is the length of a tweet, our leaders often lack the real-time public-sentiment analysis to shape the best approaches to talking about the issues that matter the most. Navigator is designed to act as a consistent, flexible, responsive tool to inform policy debates by conducting research and reliable guidance to inform allies, elected leaders, and the press. Navigator is a project led by pollsters from Global Strategy Group and GBAO along with an advisory committee, including: Jessica Floyd, The Hub Project; Christina Reynolds, EMILY's List; Mike Podhorzer, AFL-CIO; Jesse Ferguson, progressive strategist; Navin Nayak, Center for American Progress Action Fund; Stephanie Valencia, EquisLabs; and Melanie Newman, Planned Parenthood Action Fund.

About the Study

Global Strategy Group conducted public opinion surveys among a sample of 1,000 registered voters from November 30-December 4, 2023. 100 additional interviews were conducted among Hispanic voters. 75 additional interviews were conducted among Asian American and Pacific Islander voters. 100 additional interviews were conducted among African American voters. 100 additional interviews were conducted among independent voters. The survey was conducted online, recruiting respondents from an opt-in online panel vendor. Respondents were verified against a voter file and special care was taken to ensure the demographic composition of our sample matched that of the national registered voter population across a variety of demographic variables.

For Press inquiries contact:

press@navigatorresearch.org

To learn more about Navigator:

<http://navigatorresearch.org>

@NavigatorSurvey on Twitter