

navigator*

Tuesday, February 13th

Health Care: A Guide
for Advocates



Credit: Monster Ztudio/Shutterstock

Key Takeaways:

- A range of progressive health care policies are broadly popular as vast majorities are opposed to conservative proposals that would cut Social Security and Medicare, take away health care coverage, and deny coverage to Americans with pre-existing conditions.
- Majorities of Americans continue to view both the Affordable Care Act and Obamacare favorably, with the former receiving more positive reviews; views of both have improved since 2020.
- Americans trust Biden and Democrats more than Republicans on health care.

Expanding Medicare's Power to Negotiate, Capping Insulin Prices for Everyone Most Popular Health Care Policies

Below is a list of different health care policies. Please indicate whether you support or oppose each one.

| | Support | | | Overall | Net Support | | |
|---|--------------------------|----------|--------|---------|-------------|-----|-----|
| | Support | Not sure | Oppose | | Dem | Ind | Rep |
| <u>Liberal policies</u> | <i>*/** Split sample</i> | | | | | | |
| Expanding Medicare's power to negotiate lower prescription drug prices with the pharmaceutical industry, so more Americans will benefit | 83 | 7 | 10 | +73 | +82 | +67 | +67 |
| Capping the price of insulin at \$35 per month for everyone, not just seniors | 78 | 9 | 13 | +65 | +72 | +61 | +59 |
| Requiring states to provide 12 months of postpartum Medicaid coverage for new mothers on Medicaid to tackle the maternal mortality crisis | 64 | 13 | 23 | +41 | +63 | +37 | +18 |
| **Blocking the scheduled increase of \$2,400 per year in people's health insurance costs* | 43 | 20 | 37 | +6 | +11 | +9 | -1 |
| <u>Conservative policies</u> | | | | | | | |
| *Repealing legislation that allows Medicare to negotiate for lower prescription drug prices | 33 | 10 | 57 | -24 | -37 | -25 | -12 |
| Repealing the Affordable Care Act | 33 | 18 | 49 | -16 | -46 | -21 | +18 |
| **Removing the \$35 per month cap on the price of insulin for seniors | 27 | 10 | 63 | -36 | -41 | -28 | -32 |
| *Repealing legislation that caps the cost of insulin at \$35 a month for seniors | 26 | 12 | 62 | -36 | -44 | -38 | -26 |
| **Banning Medicare from negotiating lower prices for prescription drugs | 14 | 9 | 77 | -63 | -69 | -64 | -55 |
| Letting insurance companies stop covering the costs of prescription drugs and maternity care | 10 | 7 | 83 | -73 | -71 | -71 | -74 |
| Taking away health care coverage for 40 million Americans | 11 | 7 | 82 | -71 | -75 | -76 | -65 |
| Allowing insurance companies to charge more or deny coverage to the 135 million Americans with pre-existing conditions | 11 | 7 | 82 | -71 | -74 | -73 | -67 |
| Raising health insurance premiums by \$800 a year for people who buy insurance on their own | 9 | 10 | 81 | -72 | -70 | -68 | -74 |
| Cutting Social Security and Medicare | 9 | 4 | 87 | -78 | -77 | -76 | -80 |
| Letting insurance companies charge seniors five times more for the same medical coverage | 10 | 5 | 85 | -75 | -72 | -81 | -76 |

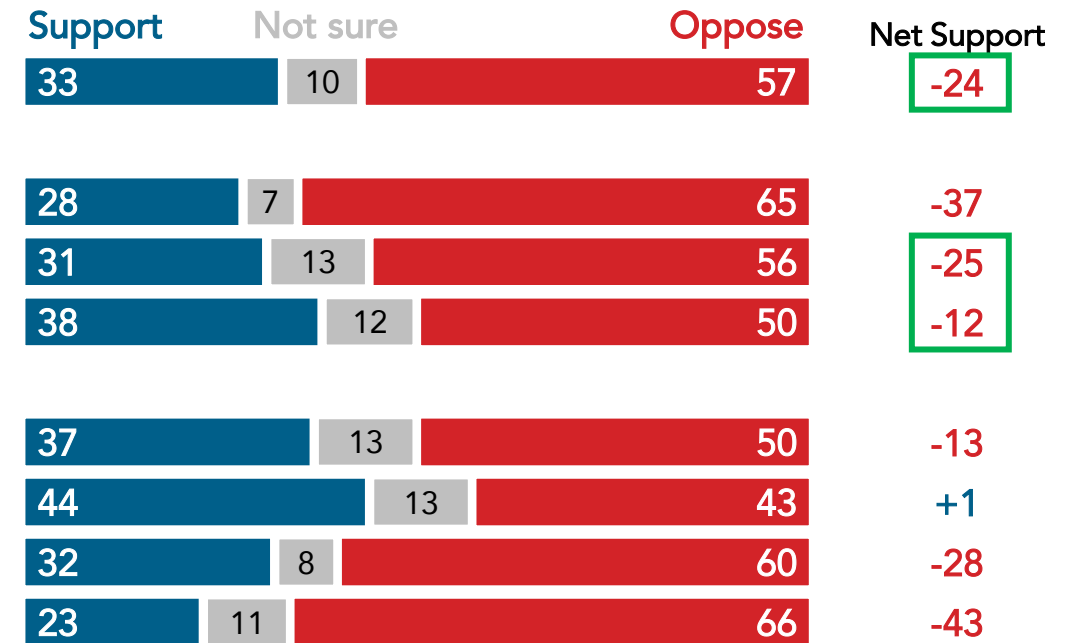
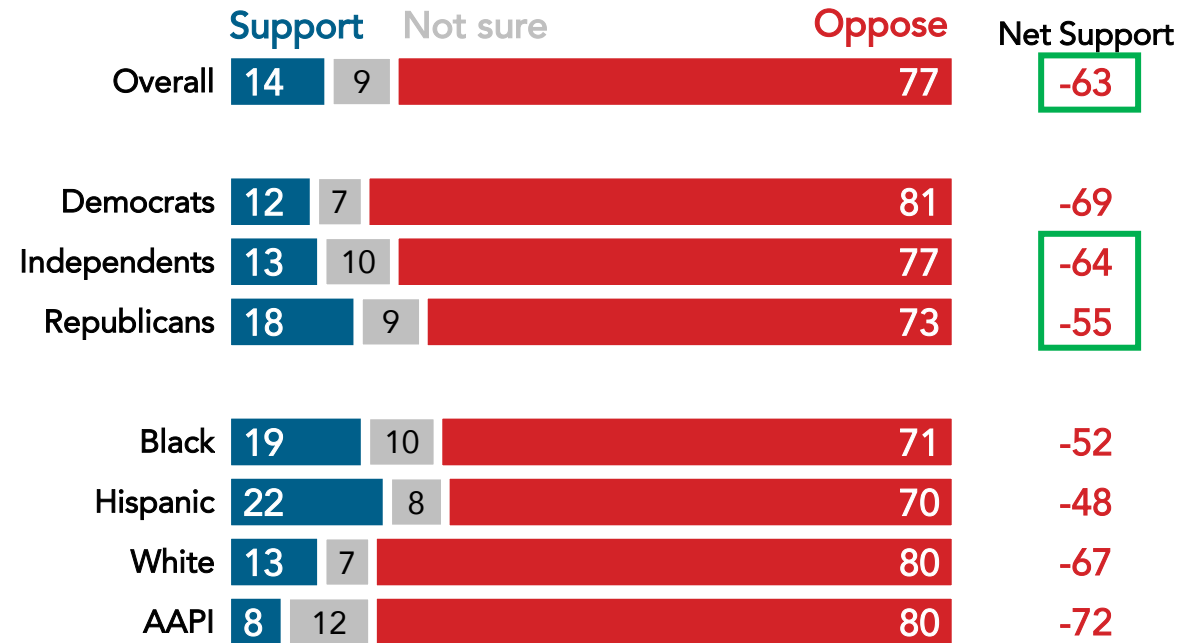
*Full question text included: "...once tax credits expire in 2025."
 Nationwide survey of 1,000 registered voters conducted January 25-January 29, 2024.
 For more info, visit navigatorresearch.org.

“Banning” Medicare from Lowering Prescription Drug Prices Generates More Opposition Than “Repealing Legislation”

While just under three in five Americans (57%) oppose “repealing legislation that allows Medicare to negotiate for lower prescription drug prices,” nearly four in five (77%) oppose “banning Medicare from negotiating lower prices for prescription drugs.”

(Split sample) Please indicate whether you support or oppose:
Banning Medicare from negotiating lower prices for prescription drugs.

(Split sample) Please indicate whether you support or oppose:
Repealing legislation that allows Medicare to negotiate for lower prescription drug prices.



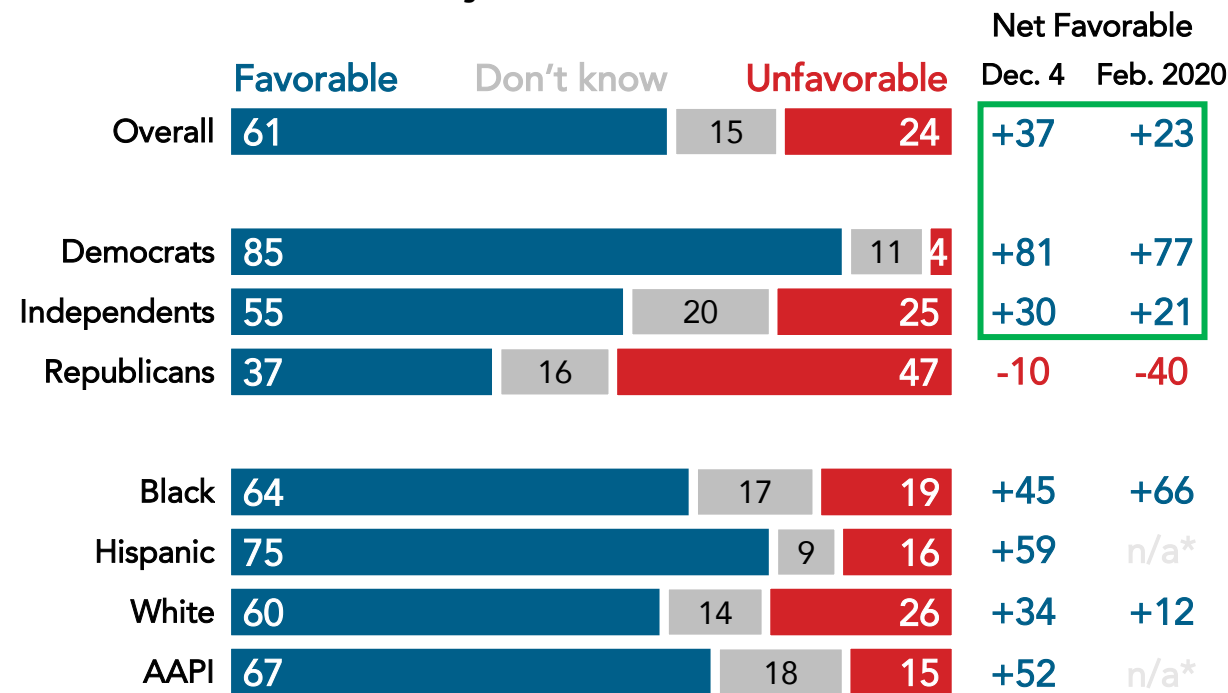
Nationwide survey of 1,000 registered voters conducted January 25-January 29, 2024.
 For more info, visit navigatorresearch.org.

Both the ACA and Obamacare Are Broadly Popular, With More Positive Views of ACA; Both Have Improved Since 2020

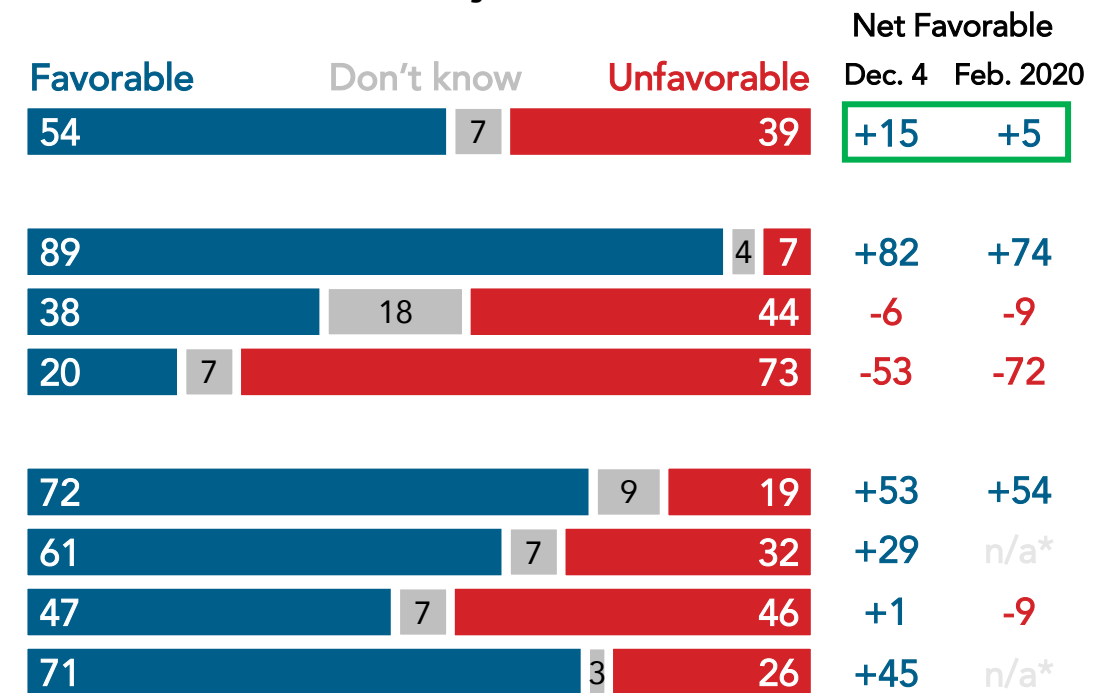
A majority of independents (55% favorable) and more than one in three Republicans (37%) view the Affordable Care Act favorably.

- Since 2020, ratings of the ACA have improved by a net 14 points (from net +23 to net +37 favorable), and ratings of Obamacare have improved by a net 10 points (from net +5 to net +15).

December 4, 2023 (Split sample) Please indicate how favorable or unfavorable you are to: The Affordable Care Act.



December 4, 2023 (Split sample) Please indicate how favorable or unfavorable you are to: Obamacare.

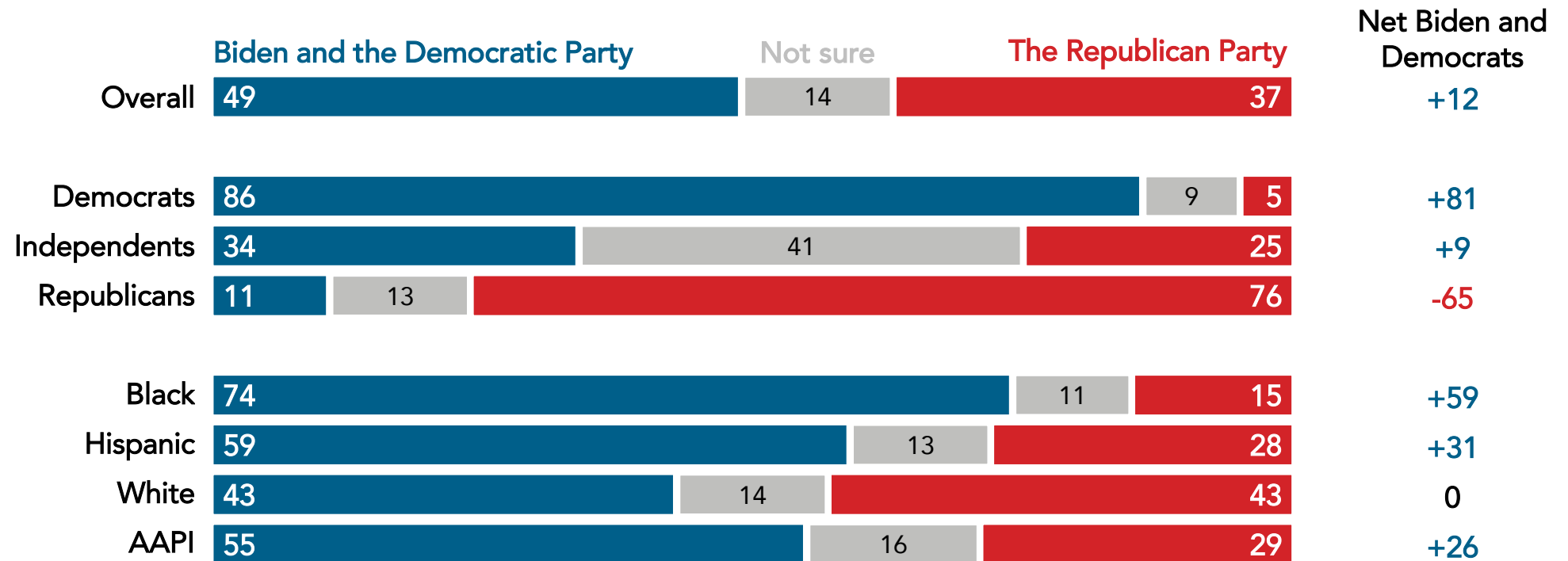


*The previous survey's sample sizes were too small to report results among this group. Nationwide surveys of registered voters; Each wave represents approximately 1,000 interviews taken over the prior three-five days. Latest wave conducted November 30-December 4, 2023. For more info, visit navigatorresearch.org.

Biden and the Democratic Party Hold an Advantage on Health Care Generally

Democrats hold an advantage on the issue of health care among independents (net +9 trust Biden and Democrats more), as well as large advantages among Black (net +59), Hispanic (net +31), and AAPI Americans (net +26).

Please indicate who you trust more to handle: Health care.



Nationwide surveys of registered voters; Each wave represents approximately 1,000 interviews taken over the prior three-five days. Latest wave conducted January 25-January 29, 2024. For more info, visit navigatorresearch.org.

navigator*

About Navigator

In a world where the news cycle is the length of a tweet, our leaders often lack the real-time public-sentiment analysis to shape the best approaches to talking about the issues that matter the most. Navigator is designed to act as a consistent, flexible, responsive tool to inform policy debates by conducting research and reliable guidance to inform allies, elected leaders, and the press. Navigator is a project led by pollsters from Global Strategy Group and GBAO along with an advisory committee, including: Jessica Floyd, The Hub Project; Christina Reynolds, EMILY's List; Mike Podhorzer, AFL-CIO; Jesse Ferguson, progressive strategist; Navin Nayak, Center for American Progress Action Fund; Stephanie Valencia, EquisLabs; and Melanie Newman, Planned Parenthood Action Fund.

About the Study

Global Strategy Group conducted public opinion surveys among a sample of 1,000 registered voters from January 25-January 29, 2024. 100 additional interviews were conducted among Hispanic voters. 75 additional interviews were conducted among Asian American and Pacific Islander voters. 100 additional interviews were conducted among African American voters. 100 additional interviews were conducted among independent voters. The survey was conducted online, recruiting respondents from an opt-in online panel vendor. Respondents were verified against a voter file and special care was taken to ensure the demographic composition of our sample matched that of the national registered voter population across a variety of demographic variables.

For Press inquiries contact:

press@navigatorresearch.org

To learn more about Navigator:

<http://navigatorresearch.org>

@NavigatorSurvey on Twitter