

# navigator\*

Thursday, April 11<sup>th</sup>

## Political Violence: A Guide for Advocates



Credit: Shutterstock/Lev Radin

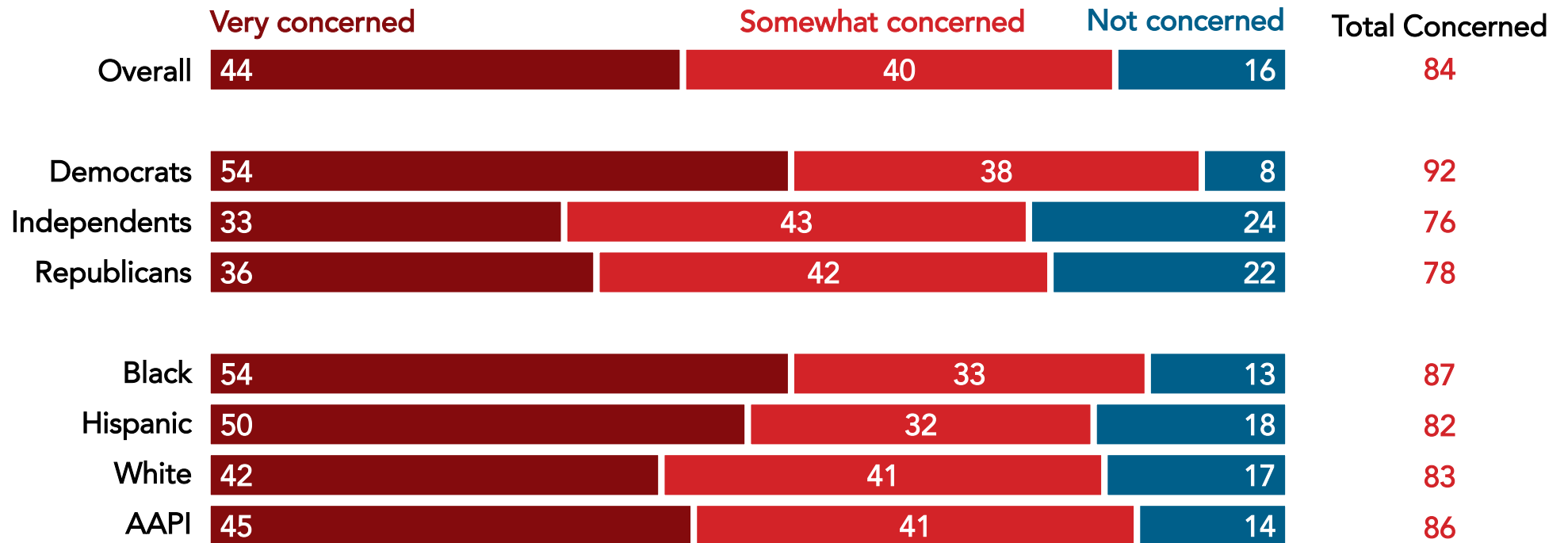
## Key Takeaways:

- More than four in five Americans are concerned about political violence, including more than three in four across partisanship.
- Biden and the Democratic Party are more trusted to combat political violence than Republicans, and Americans say Republicans are more prone to political violence in advancing their agenda than Democrats are.
- Majorities of Americans continue to oppose the actions of rioters on January 6<sup>th</sup>, 2021 at the Capitol, and nearly four in five say that it is an example of political violence.

# More Than Four in Five Are Concerned About Political Violence in the U.S. Today

Roughly half of Democrats (54%), Black Americans (54%), and Hispanic Americans (50%) say they are “very concerned” about political violence in the U.S. today, compared to lower shares of Republicans (36%) and independents (33%) who say the same.

How concerned are you about political violence in the United States today?



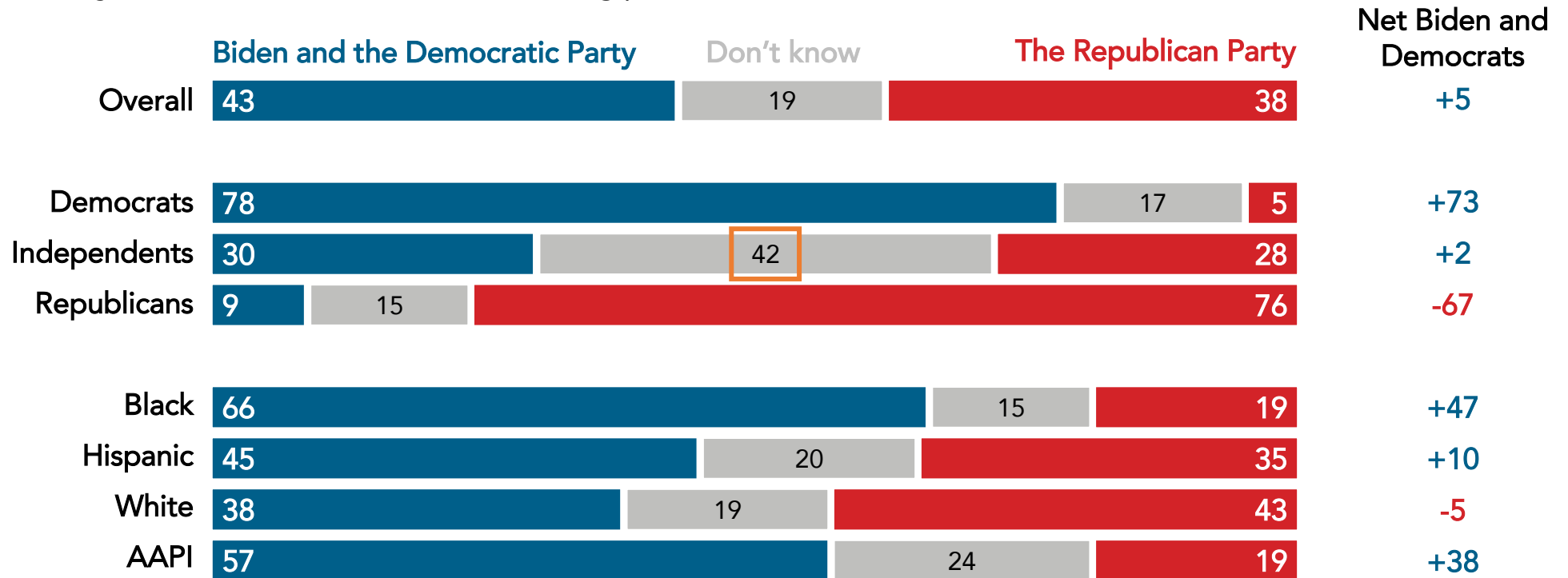
Nationwide survey of 1,000 registered voters conducted March 28-March 31, 2024.  
For more info, visit [navigatorresearch.org](https://navigatorresearch.org).

# Biden and Democrats Are More Trusted to Combat Political Violence Than Republicans

Large majorities of Democrats (78%), Black Americans (66%) and AAPI Americans (57%) trust Biden and Democrats more on combating political violence.

- A plurality of independents say they don't know who they trust more on combating political violence (42%).

**Please indicate who you trust more to handle:** Combating political violence.

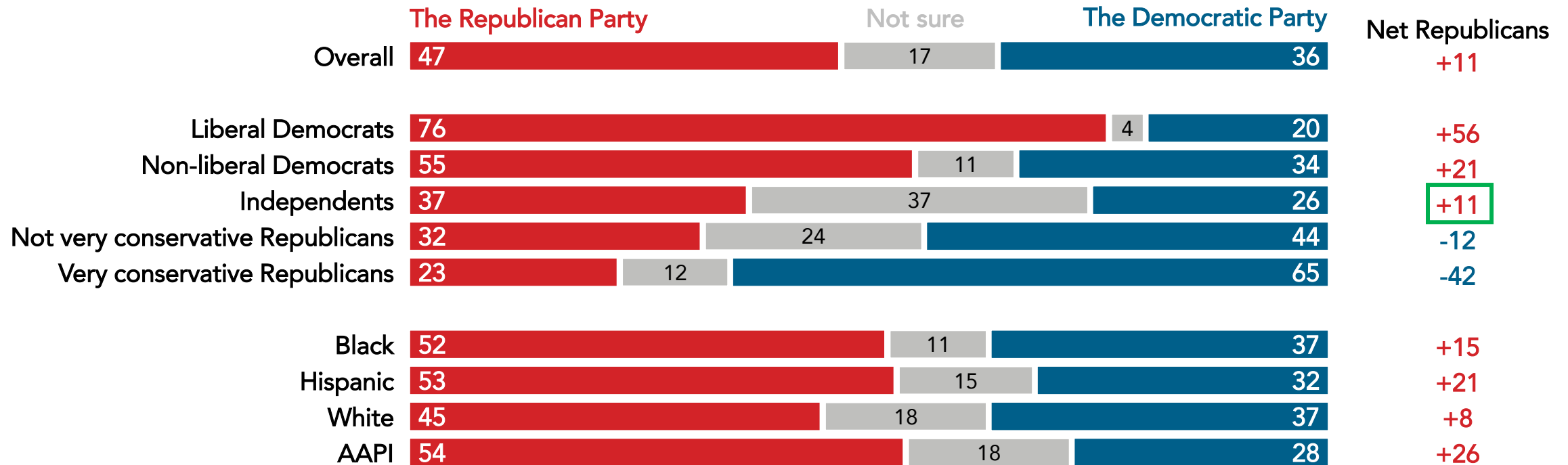


Nationwide survey of 1,000 registered voters conducted March 28-March 31, 2024.  
For more info, visit [navigatorresearch.org](https://navigatorresearch.org).

# Nearly Half Say Republicans Are More Prone to Political Violence Than Democrats

Liberal Democrats are more likely to say the Republican Party is more prone to violence to push their agenda (76%) than very conservative Republicans are to say that about the Democratic Party (65%).

Which party do you believe is more prone to violence in pushing their political agenda?




Nationwide survey of 1,000 registered voters conducted March 28-March 31, 2024.  
For more info, visit [navigatorresearch.org](https://navigatorresearch.org).

# Nearly Three in Four Continue to Oppose the Actions of Rioters on January 6<sup>th</sup>

Clear majorities across party and racial lines continue to oppose the actions of the Trump supporters who broke into the Capitol, ranging from 56% of Republicans to 87% of Democrats who oppose.

Regardless of how much you have seen or heard since January 6<sup>th</sup>, 2021 about the Trump supporters who broke into the U.S. Capitol building on January 6<sup>th</sup>... Do you support or oppose the actions of the Trump supporters who broke into the Capitol building on January 6<sup>th</sup>?

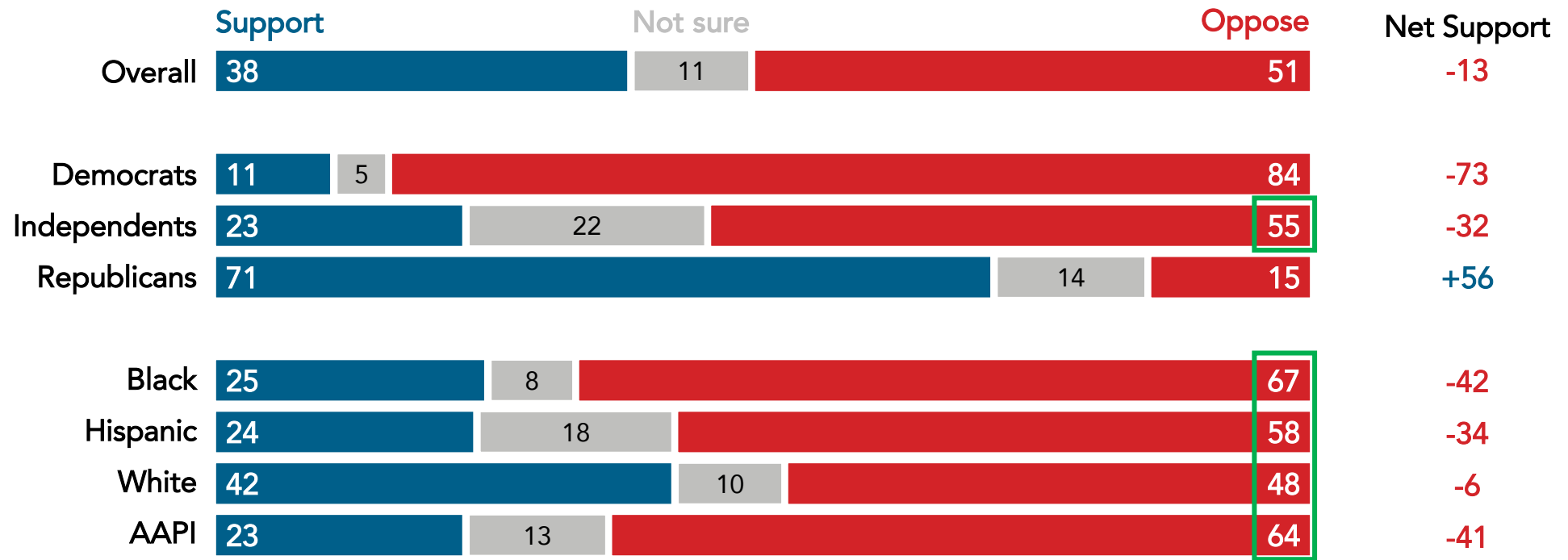


Nationwide surveys of registered voters; Each wave represents approximately 1,000 interviews taken over the prior three-five days. Latest wave conducted March 28-March 31, 2024. For more info, visit [navigatorresearch.org](https://navigatorresearch.org).

# A Majority of Americans Oppose a Resolution Stating Trump Did Not Incite an Insurrection on January 6<sup>th</sup>

A majority of independents (55%), and majorities or pluralities across racial lines, oppose a recently introduced resolution that states Trump did not incite an insurrection on January 6<sup>th</sup>.

Republican Congressman Matt Gaetz introduced a resolution that states Donald Trump did not incite an insurrection on January 6<sup>th</sup>, 2021. Do you support or oppose this resolution?

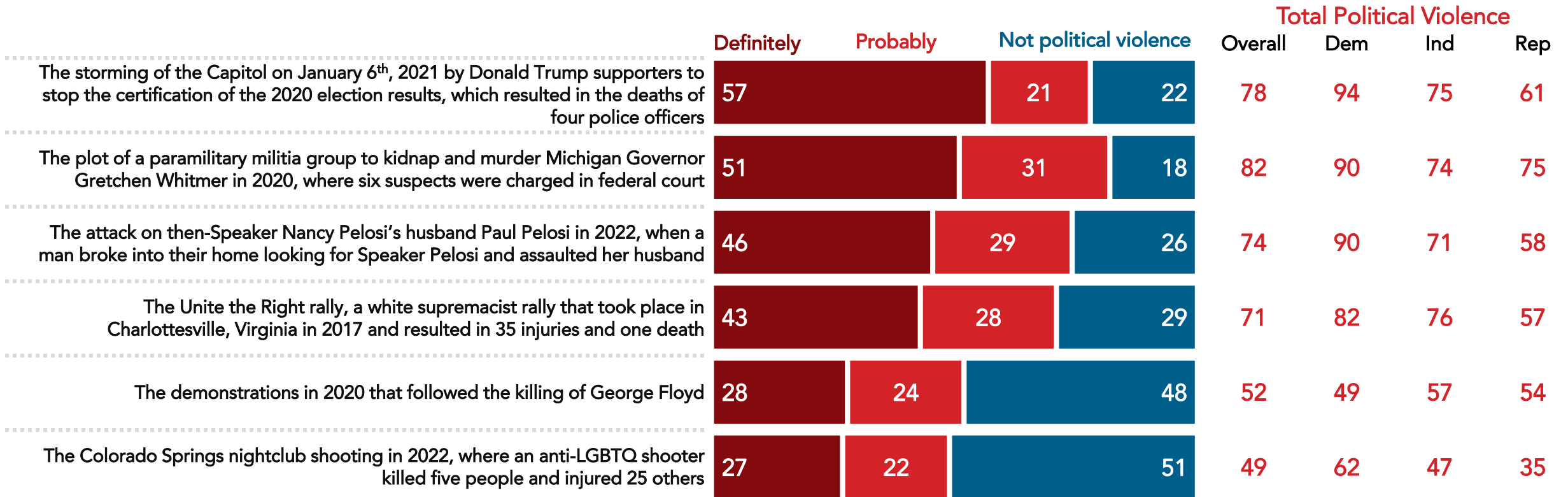


Nationwide survey of 1,000 registered voters conducted March 28-March 31, 2024.  
For more info, visit [navigatorresearch.org](https://navigatorresearch.org).

# Majorities Say January 6<sup>th</sup>, the Plot to Kidnap and Murder Governor Whitmer Are “Definitely” Examples of Political Violence

Roughly three in four independents say January 6<sup>th</sup> (75% an example of political violence) and the plot against Governor Whitmer (74%) are examples of political violence; majorities of Republicans say the same (61% and 75%, respectively).

**(Split sample)** Below is a list of incidents in recent American history. Please indicate whether you think each one is an example of political violence or not.



Nationwide survey of 1,000 registered voters conducted March 28-March 31, 2024.  
For more info, visit [navigatorresearch.org](https://navigatorresearch.org).



# navigator\*

## About Navigator

In a world where the news cycle is the length of a tweet, our leaders often lack the real-time public-sentiment analysis to shape the best approaches to talking about the issues that matter the most. Navigator is designed to act as a consistent, flexible, responsive tool to inform policy debates by conducting research and reliable guidance to inform allies, elected leaders, and the press. Navigator is a project led by pollsters from Global Strategy Group and GBAO along with an advisory committee, including: Jessica Floyd, The Hub Project; Christina Reynolds, EMILY's List; Mike Podhorzer, AFL-CIO; Jesse Ferguson, progressive strategist; Navin Nayak, Center for American Progress Action Fund; Stephanie Valencia, EquisLabs; and Melanie Newman, Planned Parenthood Action Fund.

## About the Study

Global Strategy Group conducted public opinion surveys among a sample of 1,000 registered voters from March 28-March 31, 2024. 100 additional interviews were conducted among Hispanic voters. 75 additional interviews were conducted among Asian American and Pacific Islander voters. 100 additional interviews were conducted among African American voters. 100 additional interviews were conducted among independent voters. The survey was conducted online, recruiting respondents from an opt-in online panel vendor. Respondents were verified against a voter file and special care was taken to ensure the demographic composition of our sample matched that of the national registered voter population across a variety of demographic variables.

For Press inquiries contact:

[press@navigatorresearch.org](mailto:press@navigatorresearch.org)

To learn more about Navigator:

<http://navigatorresearch.org>

@NavigatorSurvey on Twitter