

navigator*

Tuesday, April 16th

Economy and Budgets:
A Guide for Advocates



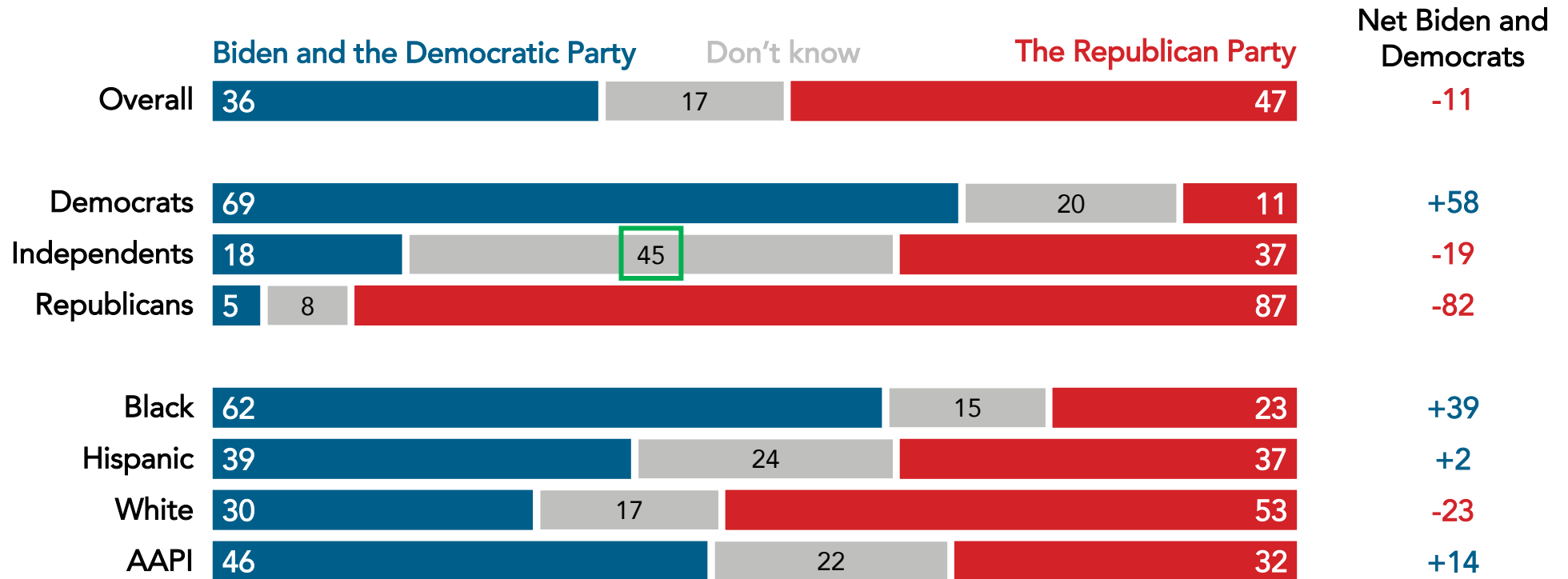
Key Takeaways:

- The most popular parts of President Biden's budget include lowering health care costs, taxing the rich, and funding Social Security and Medicare.
- The most concerning parts of the Republican Study Committee Budget are cuts to Social Security and Medicare benefits and a national abortion ban, but few Americans are hearing about their proposed budget.
- While a majority initially say Biden does not have the right policy priorities, after reading about his budget and the Republican budget, nearly half say he does.

Republicans Are More Trusted to Handle Government Spending

Nearly one in five Americans don't know which party to trust to manage government spending (17%), including a plurality of independents who say they don't know (45%).

Please indicate who you trust more to handle: Managing government spending.



Nationwide survey of 1,000 registered voters conducted March 28-March 31, 2024. For more info, visit navigatorresearch.org.

Most Popular in Biden Budget: Lowering Health Care Costs, Taxing the Rich, Funding Social Security/Medicare

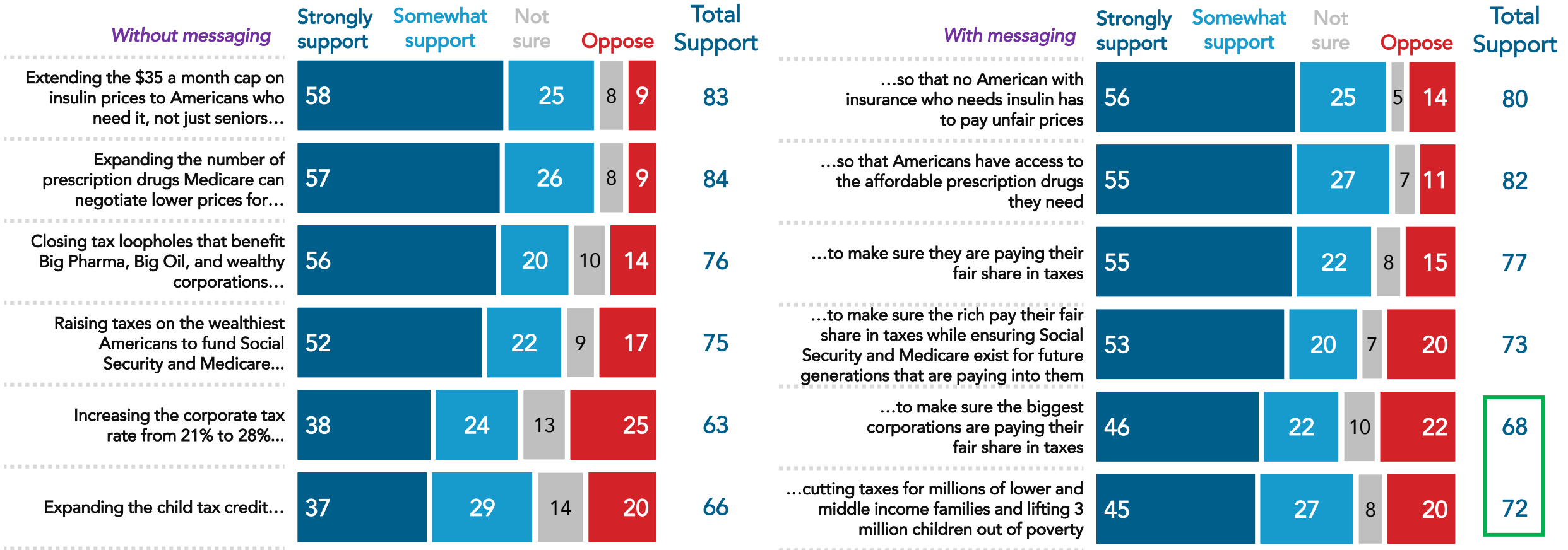
Below is a list of items in President Biden's proposed budget. Please indicate whether you support or oppose each one.*

	Strongly support	Somewhat support	Not sure	Oppose	Overall	Total Support		Rep
						Dem	Ind	
Extending the \$35 a month cap on insulin prices to Americans who need it, not just seniors	57	25	7	11	82	91	79	72
Expanding the number of prescription drugs Medicare can negotiate lower prices for	56	27	7	10	83	91	80	75
Closing tax loopholes that benefit Big Pharma, Big Oil, and wealthy corporations	56	21	8	15	77	90	69	65
Raising taxes on the wealthiest Americans to fund Social Security and Medicare	53	21	7	19	74	90	71	58
Fully funding the IRS to crack down on the wealthy and corporate tax cheats	50	23	8	19	73	91	69	56
Eliminating a tax break for corporate jet usage and increasing the tax on corporate & private jet usage	49	23	11	17	72	86	67	58
Establishing universal free preschool for all four-year-olds	45	24	10	21	69	84	65	55
Expanding the \$2,000 per person annual out-of-pocket prescription drug cost cap to every American with insurance, not just seniors	44	28	12	16	72	88	65	58
Providing tax credits to first-time, middle-class homebuyers & expanding low-income housing tax credits	44	30	9	17	74	88	66	62
Establishing a national, 12-week paid family and medical leave program	43	27	9	21	70	89	61	53
Creating a new program that will guarantee working families affordable child care from birth until kindergarten	43	27	9	21	70	87	66	53
Increasing the corporate tax rate from 21% to 28%	42	23	11	24	65	84	60	47
Lowering energy costs through clean energy investments and increased funding for the Low Income Home Energy Assistance Program	42	28	8	22	70	89	64	51
Expanding the child tax credit	41	28	11	20	69	85	64	53

*Data above represents the combined results of a split test, where half of respondents saw policies with messaging and half saw them without. Due to lack of differentiation, results were combined to allow for greater subgroup analysis. Policies without messaging are shown above. Nationwide survey of 1,000 registered voters conducted March 28-March 31, 2024. For more info, visit navigatorresearch.org.

Biden's Budget Policies Are Overwhelmingly Popular Both With and Without Messaging

Below is a list of items in President Biden's proposed budget. Please indicate whether you support or oppose each one.



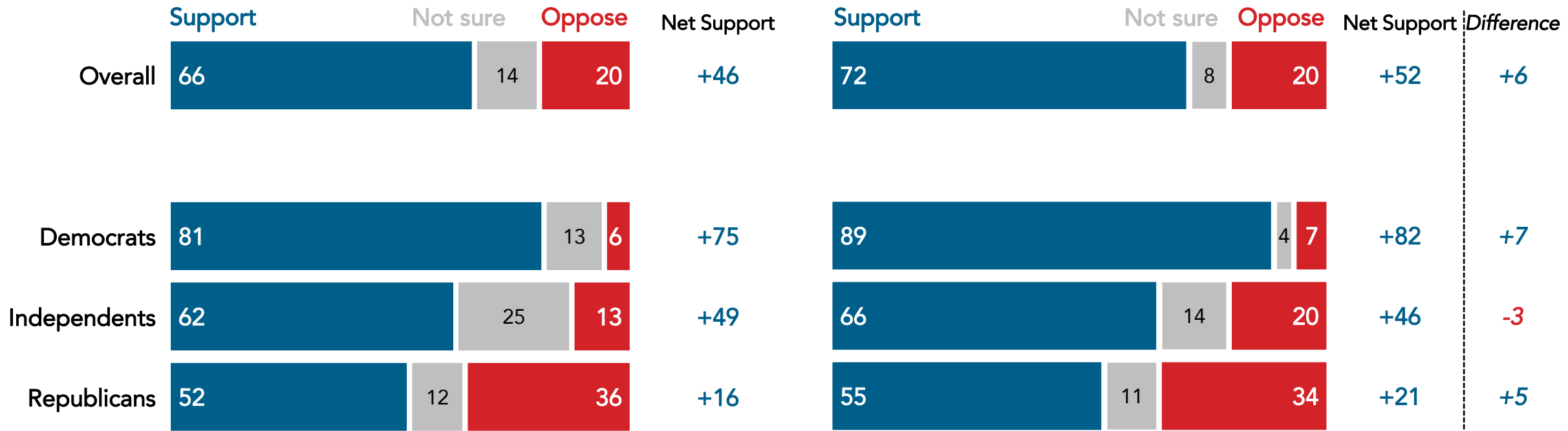
Nationwide survey of 1,000 registered voters conducted March 28-March 31, 2024. For more info, visit navigatorresearch.org.

Explaining What Expanding the Child Tax Credit Would Do for American Families Boosts Support

Explaining that expanding the CTC would cut taxes for millions of families and lift 3 million children out of poverty boosts support by net 6 points, driven by improvements among both Democrats (net +7) and Republicans (net +5).

(Split sample) Please indicate whether you support or oppose:
Expanding the child tax credit.

(Split sample) Please indicate whether you support or oppose:
Expanding the child tax credit, **cutting taxes for millions of lower and middle income families and lifting 3 million children out of poverty.**



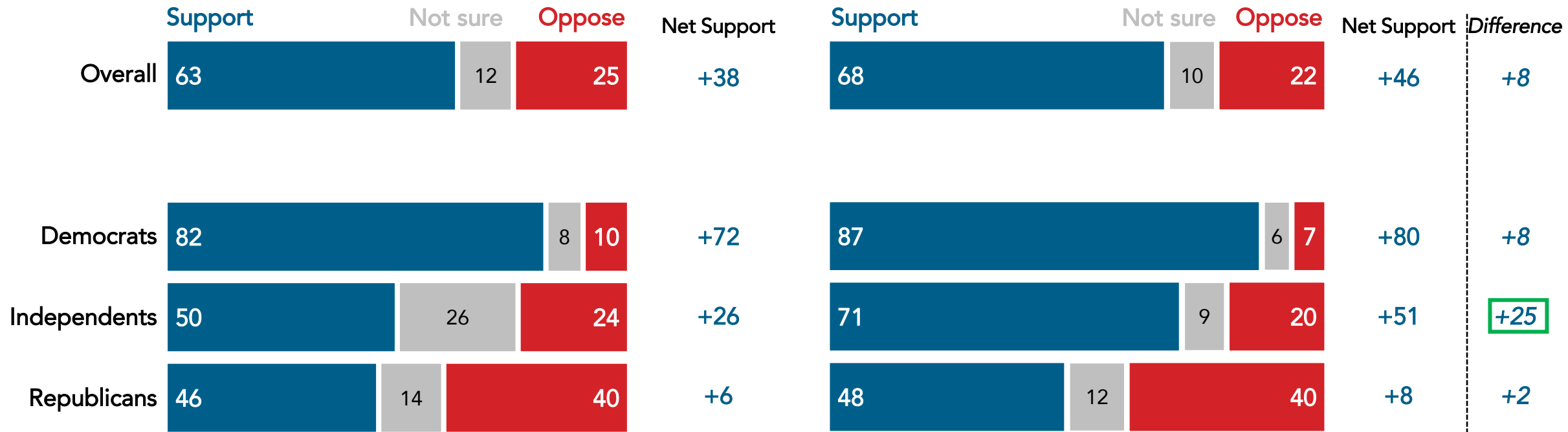
Nationwide survey of 1,000 registered voters conducted March 28-March 31, 2024.
For more info, visit navigatorresearch.org.

Saying "Making Sure Big Corporations Pay Their Fair Share" Increases Support for a Higher Corporate Tax Rate

Specifying that increasing the corporate tax rate helps to "make sure the biggest corporations are paying their fair share in taxes" boosts support by net 8 points, driven by improvements among independents (net +25).

(Split sample) Please indicate whether you support or oppose:
Increasing the corporate tax rate from 21% to 28%.

(Split sample) Please indicate whether you support or oppose:
Increasing the corporate tax rate from 21% to 28% to make sure the biggest corporations are paying their fair share in taxes.

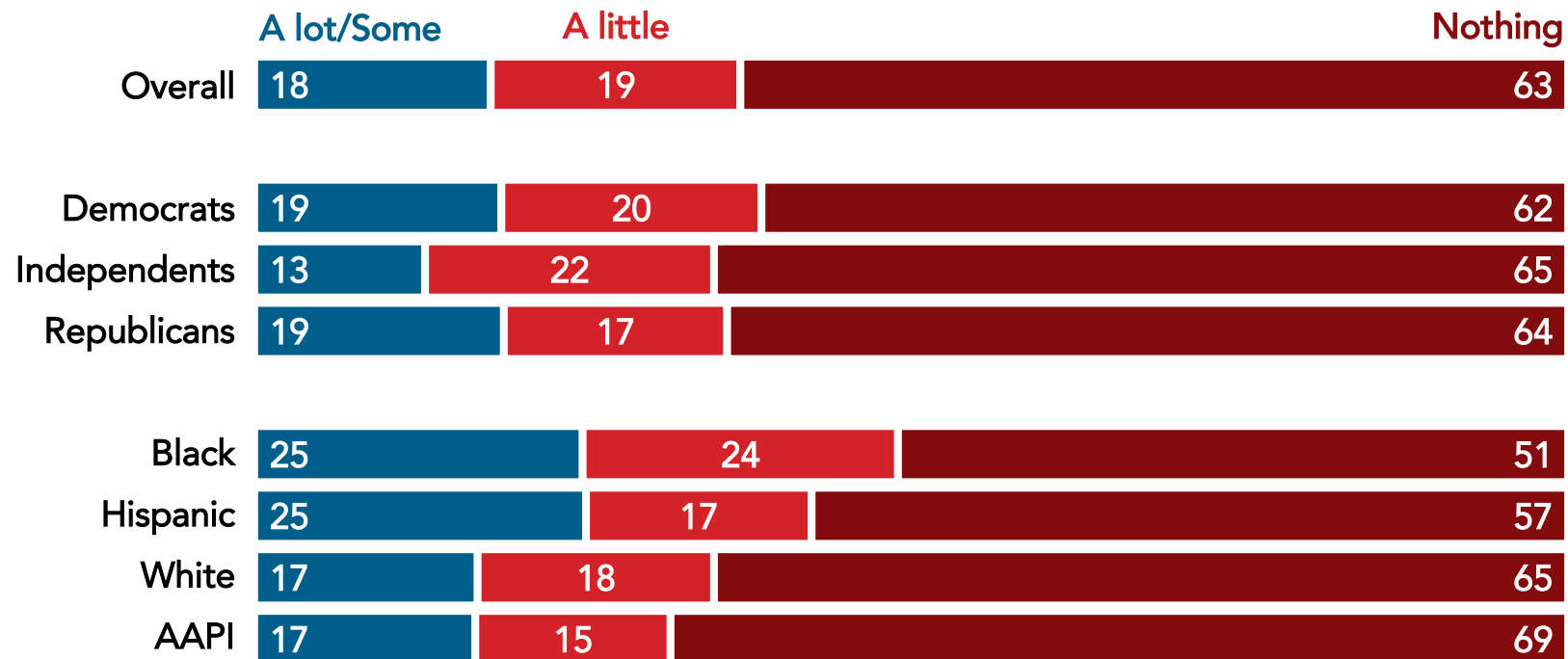


Nationwide survey of 1,000 registered voters conducted March 28-March 31, 2024.
For more info, visit navigatorresearch.org.

Very Few Americans Are Hearing About the Republican Study Committee Budget

Just over one in ten independents (13%) and fewer than one in five Democrats (19%) and Republicans (19%) report hearing “a lot” or “some” about the new Republican Study Committee budget.

How much have you seen, read, or heard about the new Republican Study Committee budget?

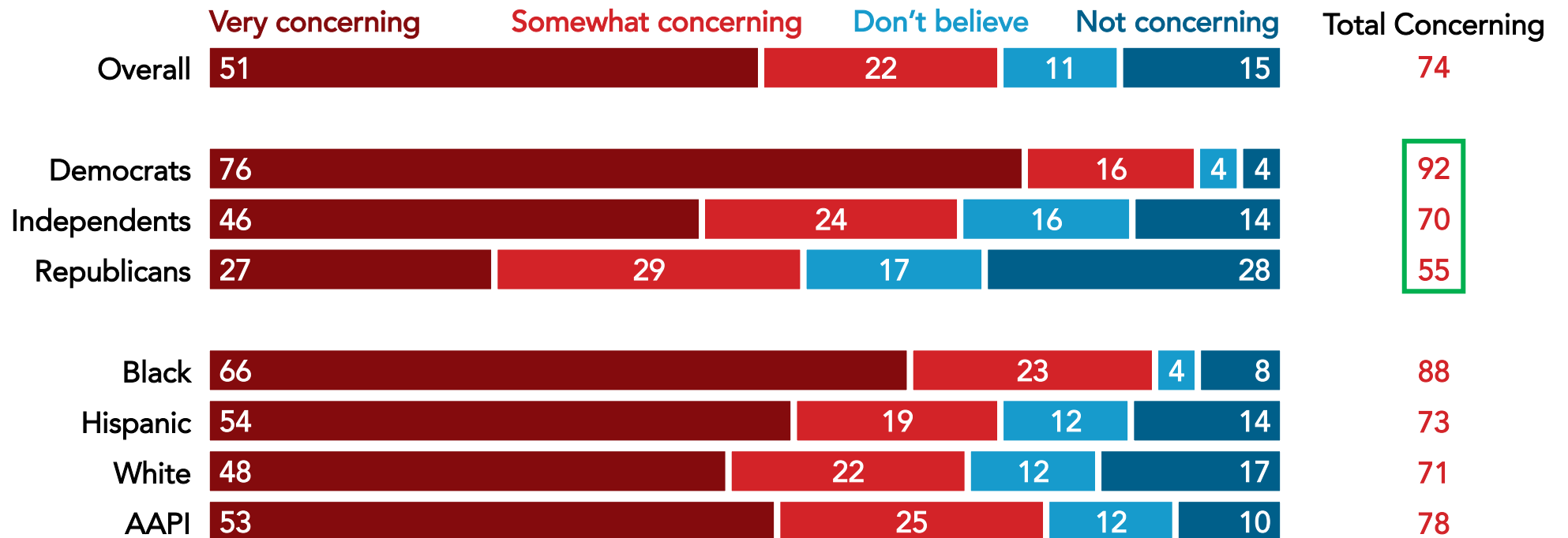


Nationwide survey of 1,000 registered voters conducted March 28-March 31, 2024.
For more info, visit navigatorresearch.org.

The Republican Study Committee's Budget Is Concerning Across the Political Spectrum

Majorities of Democrats (92% concerning), independents (70%), and Republicans (55%) find the Republican Study Committee's proposal concerning.

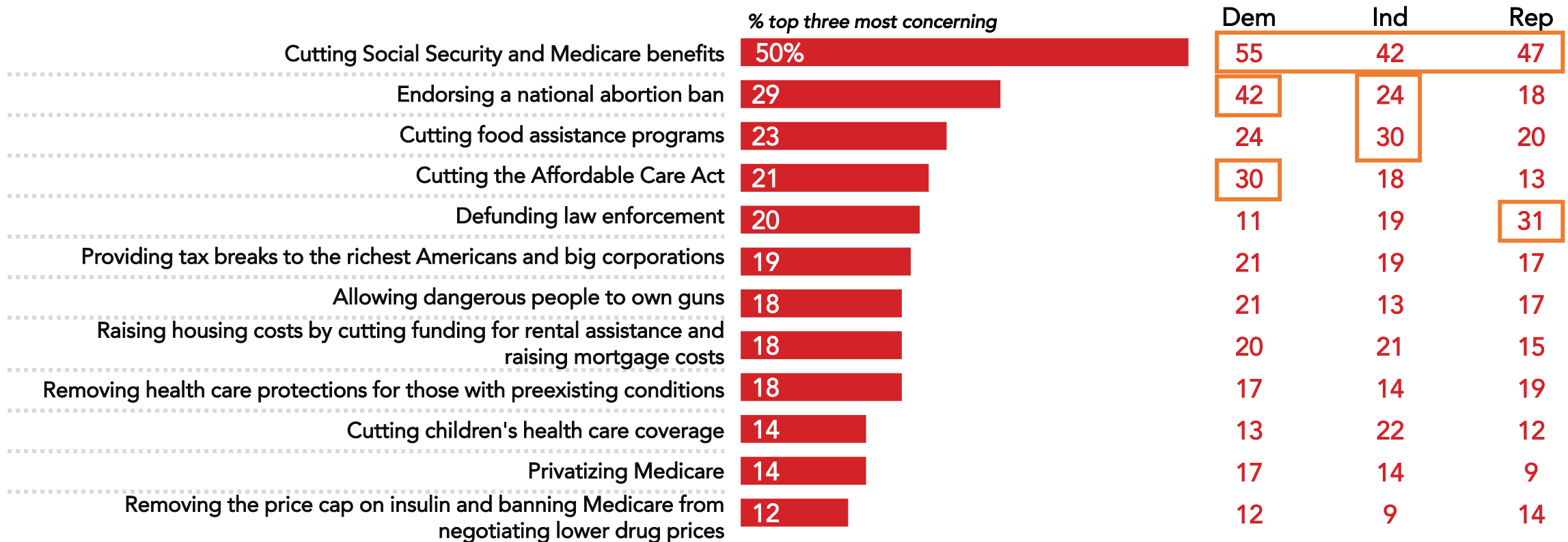
As you may know, the Republican Study Committee*...released a budget proposal suggesting cuts to Social Security and Medicare, endorsing a national abortion ban, and cutting the Affordable Care Act. How concerning do you find this proposal?



*Data above represents the combined results of a split test, where half of respondents saw the Republican Study Committee described as "the conservative arm of the House Republican caucus" and half saw it described as a group "of which nearly every member of the Republican caucus is a member." Due to lack of differentiation, results were combined to allow for greater subgroup analysis. Nationwide survey of 1,000 registered voters conducted March 28-March 31, 2024. For more info, visit navigatorresearch.org.

Most Concerning from the GOP Budget: Cuts to Social Security & Medicare and Abortion Bans

Thinking more about the Republican Study Committee's budget proposal...below are a list of policies within the proposal. Please indicate which three policies from that proposal you find the most concerning.

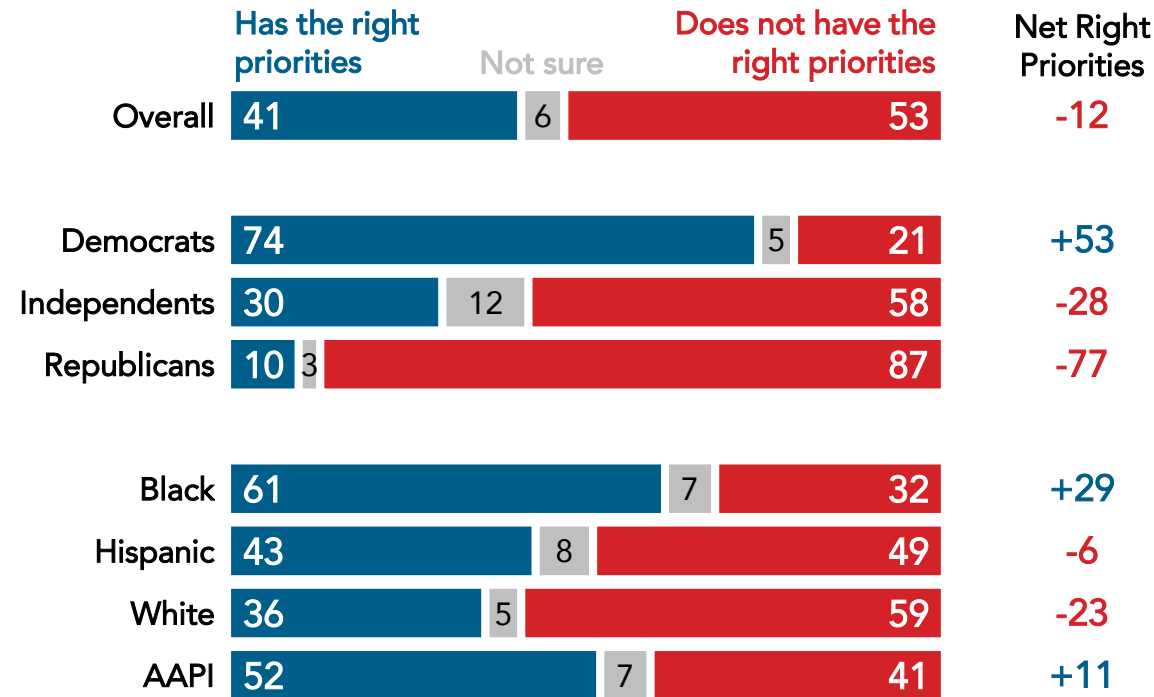


Nationwide survey of 1,000 registered voters conducted March 28-March 31, 2024.
For more info, visit navigatorresearch.org.

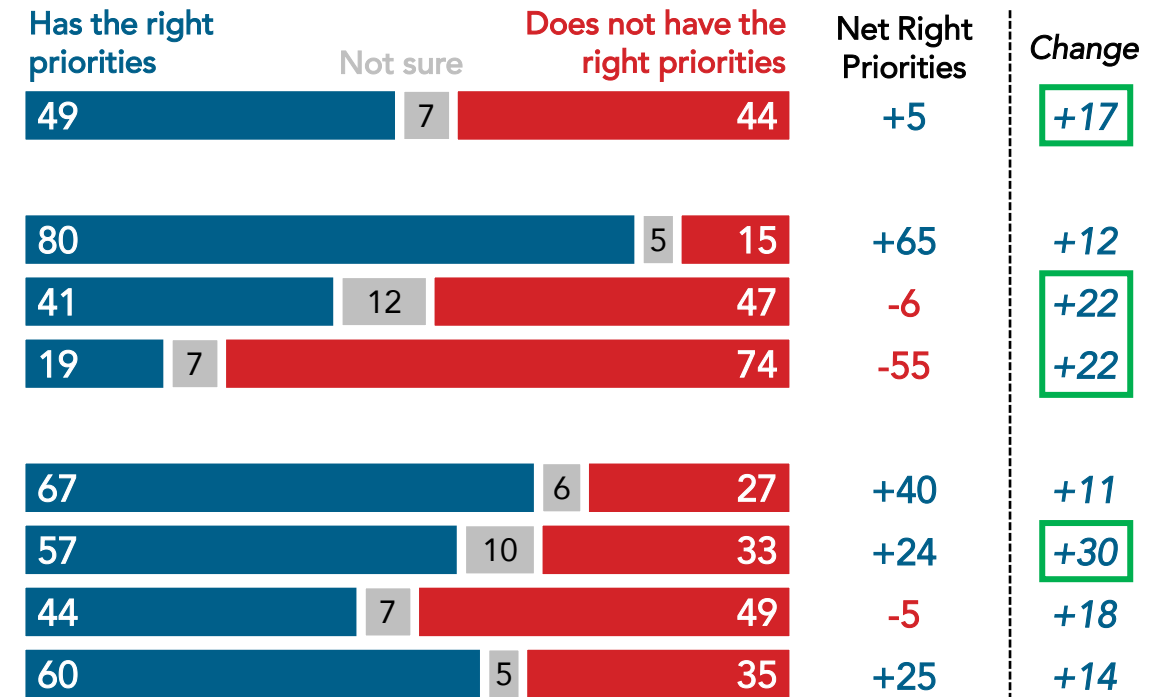
Nearly Half Say Biden Has the Right Policy Priorities After Learning About His and the GOP's Proposed Budgets

After learning about both budgets, the share of Americans who say Biden has the right policy priorities improves by net 17 points, driven by independents (net +22), Republicans (net +22), and Hispanic Americans (net +30).

Pre-Budgets: Do you think Joe Biden has the right policy priorities for the country?



Post-Budgets: Again, do you think Joe Biden has the right policy priorities for the country?

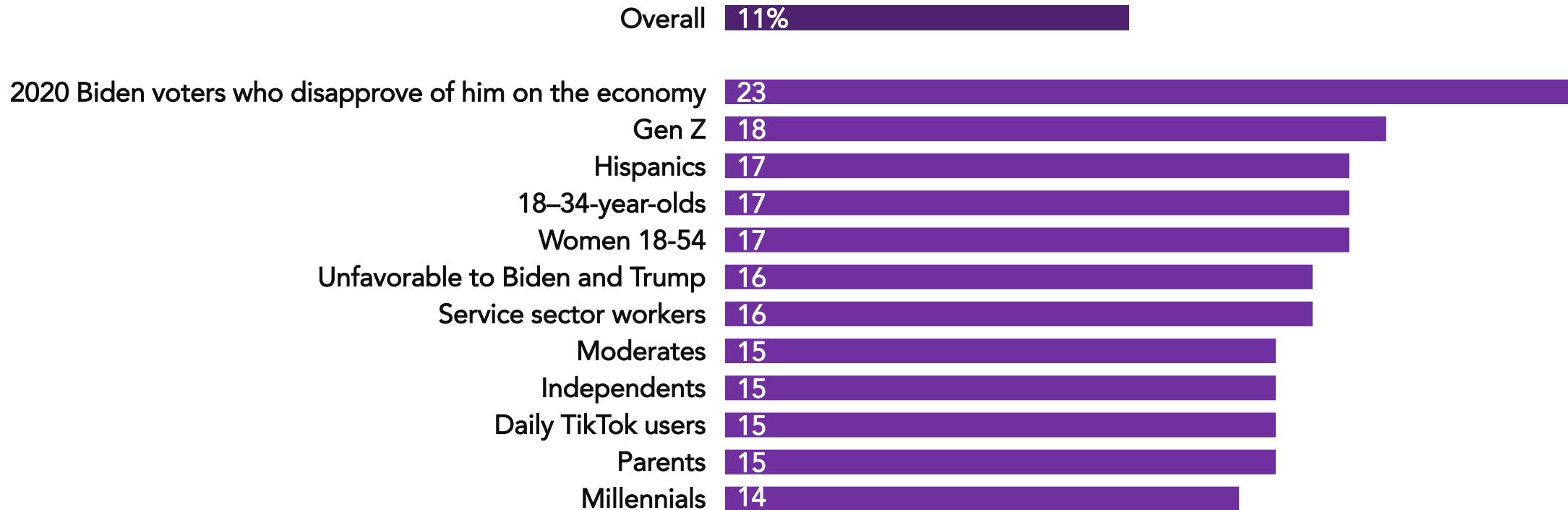


Nationwide survey of 1,000 registered voters conducted March 28-March 31, 2024. For more info, visit navigatorresearch.org.

Those Who Shift Toward Saying Biden Has the Right Priorities Are More Likely to Be Younger, Hispanic, Moderate

2020 Biden voters who disapprove of his handling of the economy (23%), as well as Hispanic Americans (17%) and younger Americans – including Gen Z (18%) and women under 55 (17%) – are especially likely to move toward saying Biden has the right policy priorities.

Biden movers (11% of Americans): those who initially say Biden doesn't have the right policy priorities for the country or are not sure, but say Biden does have the right policy priorities after learning about his and Republicans' proposed budgets.



Nationwide survey of 1,000 registered voters conducted March 28-March 31, 2024.
For more info, visit navigatorresearch.org.

navigator*

About Navigator

In a world where the news cycle is the length of a tweet, our leaders often lack the real-time public-sentiment analysis to shape the best approaches to talking about the issues that matter the most. Navigator is designed to act as a consistent, flexible, responsive tool to inform policy debates by conducting research and reliable guidance to inform allies, elected leaders, and the press. Navigator is a project led by pollsters from Global Strategy Group and GBAO along with an advisory committee, including: Jessica Floyd, The Hub Project; Christina Reynolds, EMILY's List; Mike Podhorzer, AFL-CIO; Jesse Ferguson, progressive strategist; Navin Nayak, Center for American Progress Action Fund; Stephanie Valencia, EquisLabs; and Melanie Newman, Planned Parenthood Action Fund.

About the Study

Global Strategy Group conducted public opinion surveys among a sample of 1,000 registered voters from March 28-March 31, 2024. 100 additional interviews were conducted among Hispanic voters. 75 additional interviews were conducted among Asian American and Pacific Islander voters. 100 additional interviews were conducted among African American voters. 100 additional interviews were conducted among independent voters. The survey was conducted online, recruiting respondents from an opt-in online panel vendor. Respondents were verified against a voter file and special care was taken to ensure the demographic composition of our sample matched that of the national registered voter population across a variety of demographic variables.

For Press inquiries contact:

press@navigatorresearch.org

To learn more about Navigator:

<http://navigatorresearch.org>

@NavigatorSurvey on Twitter